

Sample Name: **CSS CO2 FECO (CBD) Primary**  
 Tested for: **OM Extracts**  
**Compliance Concentrate**

Laboratory ID: 18E0065-03

Matrix: Extracts and Concentrates

Sample Metrc ID: 1A4010300014ADD000003537

Lot # NA


Date Sampled: 05/31/18 00:00

Batch RFID: 1A4010300014ADD000003542

Date Accepted: 05/31/18

Batch Size: 2724 (g)

Results Valid Until: 05/31/19



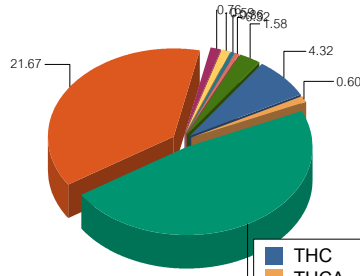
## Potency Analysis

Date Extracted: 06/01/18

Analysis Method/SOP: Potency

Date Analyzed: 06/01/18

\* - ORELAP certified analyte

Cannabinoids	% weight	mg/g	Cannabinoids Profile																				
<b>Total THC</b> ((THCA*0.877)+d9)	4.85	48.5	 <table border="1"> <tr><td>THC</td><td>4.32</td></tr> <tr><td>THCA</td><td>0.60</td></tr> <tr><td>CBD</td><td>27.24</td></tr> <tr><td>CBDA</td><td>21.67</td></tr> <tr><td>CBG</td><td>0.76</td></tr> <tr><td>CBGA</td><td>0.59</td></tr> <tr><td>CBDV</td><td>0.36</td></tr> <tr><td>CBDVA</td><td>0.32</td></tr> <tr><td>CBC</td><td>1.58</td></tr> <tr><td>Total:</td><td>57.44</td></tr> </table>	THC	4.32	THCA	0.60	CBD	27.24	CBDA	21.67	CBG	0.76	CBGA	0.59	CBDV	0.36	CBDVA	0.32	CBC	1.58	Total:	57.44
THC	4.32																						
THCA	0.60																						
CBD	27.24																						
CBDA	21.67																						
CBG	0.76																						
CBGA	0.59																						
CBDV	0.36																						
CBDVA	0.32																						
CBC	1.58																						
Total:	57.44																						
<b>Total CBD</b> ((CBDA*0.877)+CBD)	46.24	462.4																					
d9-THC (d9-Tetrahydrocannabinol)*	4.32	43.2																					
d8-THC (d8-Tetrahydrocannabinol)*	< LOQ	< LOQ																					
THCA (d9-Tetrahydrocannabinolic Acid)*	0.60	6																					
CBD (Cannabidiol)*	27.24	272.4																					
CBDA (Cannabidiolic Acid)*	21.67	216.7																					
CBN (Cannabinol)*	< LOQ	< LOQ																					
CBG (Cannabigerol)*	0.76	7.6																					
CBGA (Cannabigerolic Acid)	0.59	5.9																					
CBDV (Cannabidivarin)*	0.36	3.6																					
CBDVA (Cannabidivarinic Acid)	0.32	3.2																					
CBC (Cannabichromene)*	1.58	15.8																					
THCV (Tetrahydrocannabivarin)	< LOQ	< LOQ																					
<b>Total Cannabinoids</b>	<b>57.44</b>	<b>574.4</b>																					

<LOQ - Results below the Limit of Quantitation - Compound not detected



Brian Weigel  
Lab Director

These results relate only to the sample included on this report. The report may not be reproduced except in full, without the written permission of SC Laboratories. Samples tested in accordance with Oregon Administrative Rules, TNI 2009 Standard and SC Laboratories quality assurance plan unless otherwise noted.

Sample Name: **CSS CO2 FECO (CBD) Duplicate**  
 Tested for: **OM Extracts**  
**Compliance Concentrate**

Laboratory ID: 18E0065-04

Matrix: Extracts and Concentrates

Sample Metrc ID: 1A4010300014ADD000003537

Lot # NA


Date Sampled: 05/31/18 00:00

Batch RFID: 1A4010300014ADD000003542

Date Accepted: 05/31/18

Batch Size: 2724 (g)

Results Valid Until: 05/31/19



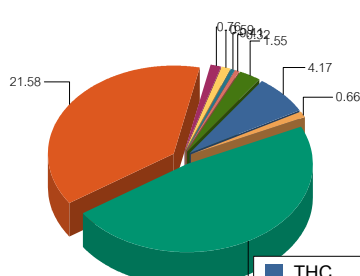
## Potency Analysis

Date Extracted: 06/01/18

Analysis Method/SOP: Potency

Date Analyzed: 06/01/18

\* - ORELAP certified analyte

Cannabinoids	% weight	mg/g	Cannabinoids Profile																				
<b>Total THC</b> ((THCA*0.877)+d9)	4.75	47.5	 <table border="1"> <tr><td>THC</td><td>4.17</td></tr> <tr><td>THCA</td><td>0.66</td></tr> <tr><td>CBD</td><td>27.11</td></tr> <tr><td>CBDA</td><td>21.58</td></tr> <tr><td>CBG</td><td>0.76</td></tr> <tr><td>CBGA</td><td>0.59</td></tr> <tr><td>CBDV</td><td>0.41</td></tr> <tr><td>CBDVA</td><td>0.32</td></tr> <tr><td>CBC</td><td>1.55</td></tr> <tr><td>Total:</td><td>57.14</td></tr> </table>	THC	4.17	THCA	0.66	CBD	27.11	CBDA	21.58	CBG	0.76	CBGA	0.59	CBDV	0.41	CBDVA	0.32	CBC	1.55	Total:	57.14
THC	4.17																						
THCA	0.66																						
CBD	27.11																						
CBDA	21.58																						
CBG	0.76																						
CBGA	0.59																						
CBDV	0.41																						
CBDVA	0.32																						
CBC	1.55																						
Total:	57.14																						
<b>Total CBD</b> ((CBDA*0.877)+CBD)	46.04	460.4																					
d9-THC (d9-Tetrahydrocannabinol)*	4.17	41.7																					
d8-THC (d8-Tetrahydrocannabinol)*	< LOQ	< LOQ																					
THCA (d9-Tetrahydrocannabinolic Acid)*	0.66	6.6																					
CBD (Cannabidiol)*	27.11	271.1																					
CBDA (Cannabidiolic Acid)*	21.58	215.8																					
CBN (Cannabinol)*	< LOQ	< LOQ																					
CBG (Cannabigerol)*	0.76	7.6																					
CBGA (Cannabigerolic Acid)	0.59	5.9																					
CBDV (Cannabidivarin)*	0.41	4.1																					
CBDVA (Cannabidivarinic Acid)	0.32	3.2																					
CBC (Cannabichromene)*	1.55	15.5																					
THCV (Tetrahydrocannabivarin)	< LOQ	< LOQ																					
<b>Total Cannabinoids</b>	57.14	571.4																					

<LOQ - Results below the Limit of Quantitation - Compound not detected

Sample Name: **CSS CO2 FECO (CBD)**

Sample Metrc ID: 1A4010300014ADD000003537

	Primary Result	Duplicate Result	Average	% RPD	Pass/Fail (<20%RPD)
	%	%	%		
<b>Total THC</b> ((THCA*0.877)+d9)	4.85	4.75	4.80	2.08	PASS

  
 Brian Weigel  
 Lab Director

These results relate only to the sample included on this report. The report may not be reproduced except in full, without the written permission of SC Laboratories. Samples tested in accordance with Oregon Administrative Rules, TNI 2009 Standard and SC Laboratories quality assurance plan unless otherwise noted.

Sample Name: <b>CSS CO2 FECO (CBD) Primary</b>	Date Sampled: <b>05/31/18 00:00</b>
Tested for: <b>OM Extracts</b>	Date Accepted: <b>05/31/18</b>
<b>Compliance Concentrate</b>	Results Valid Until: <b>05/31/19</b>
Laboratory ID: <b>18E0065-03</b>	Sample Metrc ID: <b>1A4010300014ADD000003537</b>
Matrix: <b>Extracts and Concentrates</b>	Batch RFID: <b>1A4010300014ADD000003542</b>
Lot # <b>NA</b>	Batch Size: <b>2724 (g)</b>

**Terpene Analysis**

Date Extracted: 06/01/18 Analysis Method/SOP: Terpenes  
Date Analyzed: 06/01/18

Analyte	Result (%)	LOQ	Analyte	Result	LOQ
alpha Pinene	0.374	0.093	Myrcene	1.697	0.093
alpha Phellandrene	< LOQ	0.093	3-Carene	< LOQ	0.093
alpha Terpinene	< LOQ	0.093	Limonene	0.445	0.093
Terpinolene	0.145	0.093	Linalool	0.101	0.093
Fenchol	0.101	0.093	Borneol	< LOQ	0.093
Terpineol	0.094	0.093	Geraniol	< LOQ	0.093
alpha Humulene	0.593	0.093	beta Caryophyllene	1.867	0.093
Caryophyllene Oxide	< LOQ	0.093	alpha Bisabolol	0.590	0.093
Camphene	< LOQ	0.093	beta Pinene	< LOQ	0.093
Ocimene	0.103	0.093	Sabinene	< LOQ	0.093
Camphor	< LOQ	0.093	Isoborneol	< LOQ	0.093
Menthol	< LOQ	0.093	alpha Cedrene	< LOQ	0.093
Nerolidol	0.099	0.093	R-(+)-Pulegone	< LOQ	0.093
Eucalyptol	< LOQ	0.093	p-Cymene	< LOQ	0.093
(-)-Isopulegol	< LOQ	0.093	Geranyl Acetate	< LOQ	0.093
Guaiol	0.297	0.093	Valencene	0.341	0.093
Phytol	0.191	0.093	Citronellol	< LOQ	0.093
gamma-Terpinene	< LOQ	0.093			
			<b>Total Terpenes</b>	<b>7.036 %</b>	

<LOQ - Results below the Limit of Quantitation - Compound not detected  
Terpene Analysis is not ORELAP Accredited.

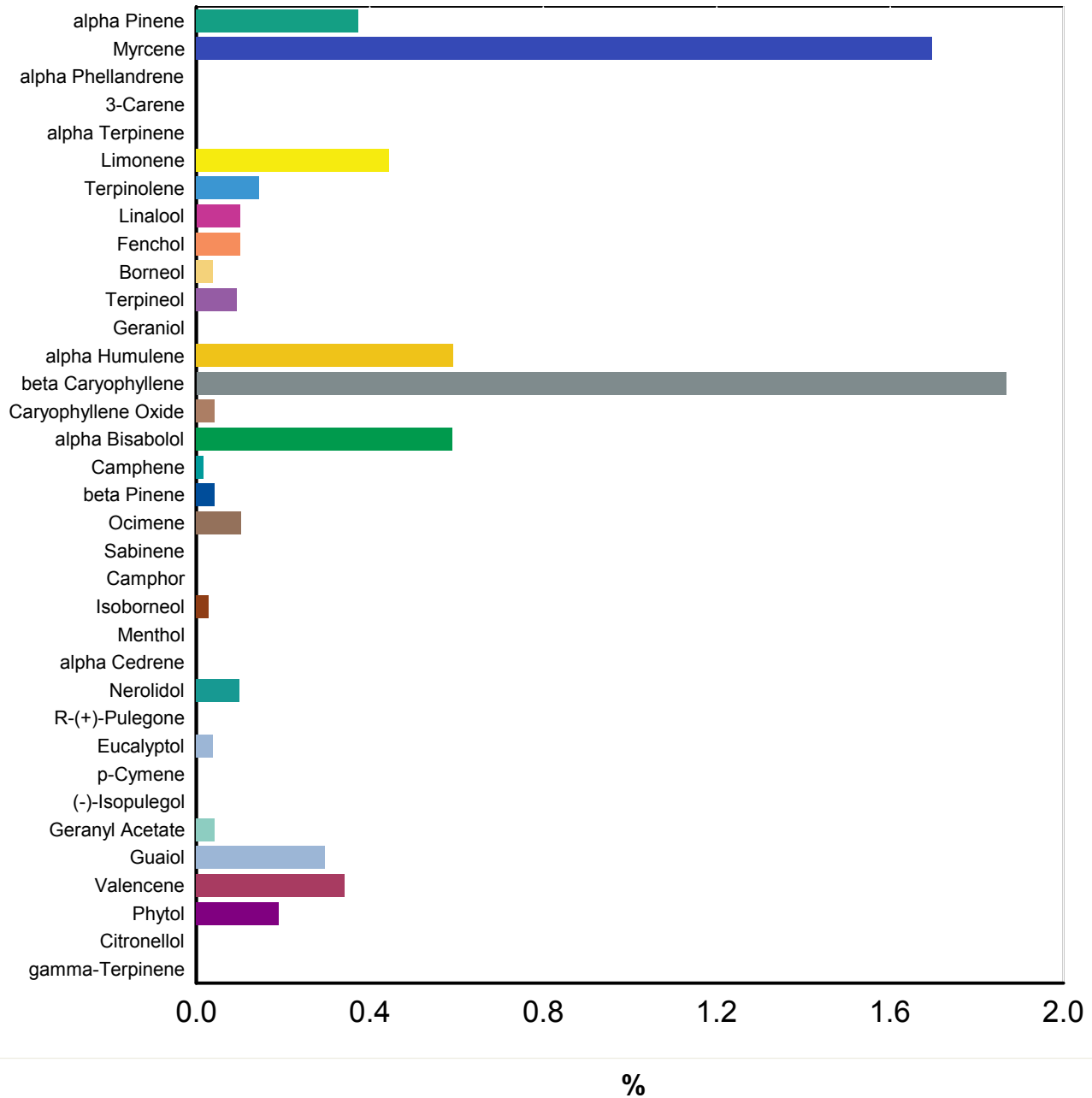


Brian Weigel  
Lab Director

These results relate only to the sample included on this report. The report may not be reproduced except in full, without the written permission of SC Laboratories. Samples tested in accordance with Oregon Administrative Rules, TNI 2009 Standard and SC Laboratories quality assurance plan unless otherwise noted.

Sample Name: <b>CSS CO2 FECO (CBD)</b>	Date Sampled: <b>05/31/18 00:00</b>
Tested for: <b>OM Extracts</b>	Date Accepted: <b>05/31/18 16:57</b>
<b>Compliance Concentrate</b>	Results Valid Until: <b>05/31/19</b>
Laboratory ID: <b>18E0065-03</b> Matrix: <b>Extracts and</b>	Client/Metric ID: <b>1A4010300014ADD000003537</b>

**Terpene Profile**




Brian Weigel  
Lab Director

These results relate only to the sample included on this report. The report may not be reproduced except in full, without the written permission of SC Laboratories. Samples tested in accordance with Oregon Administrative Rules, TNI 2009 Standard and SC Laboratories quality assurance plan unless otherwise noted.

Sample Name: **CSS CO2 FECO (CBD) Primary** Date Sampled: **05/31/18 00:00**  
 Tested for: **OM Extracts** Date Accepted: **05/31/18**  
**Compliance Concentrate** Results Valid Until: **05/31/19**

Laboratory ID: **18E0065-03** Sample Metrc ID: **1A4010300014ADD000003537**  
 Matrix: **Extracts and Concentrates** Batch RFID: **1A4010300014ADD000003542**  
 Lot # **NA** Batch Size: **2724 (g)**

## Pesticide Analysis in ppm

Date Extracted: 06/01/18 Analysis Method/SOP: Pesticides  
 Date Analyzed: 06/05/18 Results above the action levels are highlighted in red #.

Analyte	Result	Action Level	LOQ	Analyte	Result	Action Level	LOQ
Abamectin	< LOQ	0.5	0.248	Acephate	< LOQ	0.4	0.198
Acequinocyl	< LOQ	2	0.992	Acetamiprid	< LOQ	0.2	0.099
Aldicarb	< LOQ	0.4	0.198	Azoxystrobin	< LOQ	0.2	0.099
Bifenazate	< LOQ	0.2	0.099	Bifenthrin	< LOQ	0.2	0.099
Boscalid	< LOQ	0.4	0.198	Carbaryl	< LOQ	0.2	0.099
Carbofuran	< LOQ	0.2	0.099	Chlorantraniliprole	< LOQ	0.2	0.099
Chlorfenapyr	< LOQ	1	0.496	Chlorpyrifos	< LOQ	0.2	0.099
Clofentezine	< LOQ	0.2	0.099	Cyfluthrin	< LOQ	1	0.496
Cypermethrin	< LOQ	1	0.496	Daminozide	< LOQ	1	0.496
DDVP (Dichlorvos)	< LOQ	1	0.496	Diazinon	< LOQ	0.2	0.099
Dimethoate	< LOQ	0.2	0.099	Ethoprophos	< LOQ	0.2	0.099
Etofenprox	< LOQ	0.4	0.198	Etoxazole	< LOQ	0.2	0.099
Fenoxycarb	< LOQ	0.2	0.099	Fenpyroximate	< LOQ	0.4	0.198
Fipronil	< LOQ	0.4	0.198	Fonicamid	< LOQ	1	0.496
Fludioxonil	< LOQ	0.4	0.198	Hexythiazox	< LOQ	1	0.496
Imazalil	< LOQ	0.2	0.099	Imidacloprid	< LOQ	0.4	0.198
Kresoxim-methyl	< LOQ	0.4	0.198	Malathion	< LOQ	0.2	0.099
Metalaxyl	< LOQ	0.2	0.099	Methiocarb	< LOQ	0.2	0.099
Methomyl	< LOQ	0.4	0.198	Methyl parathion	< LOQ	0.2	0.099
MGK-264	< LOQ	0.2	0.099	Myclobutanil	< LOQ	0.2	0.099
Naled	< LOQ	0.5	0.248	Oxamyl	< LOQ	1	0.496
Paclobutrazol	< LOQ	0.4	0.198	Permethrins (total)	< LOQ	0.2	0.099
Phosmet	< LOQ	0.2	0.099	Piperonyl butoxide	< LOQ	2	0.496
Prallethrin	< LOQ	0.2	0.099	Propiconazole	< LOQ	0.4	0.198
Propoxur	< LOQ	0.2	0.099	Pyrethrins (total)	< LOQ	1	0.496
Pyridaben	< LOQ	0.2	0.099	Spinosad	< LOQ	0.2	0.099
Spiromesifen	< LOQ	0.2	0.099	Spirotetramat	< LOQ	0.2	0.099
Spiroxamine	< LOQ	0.4	0.198	Tebuconazole	< LOQ	0.4	0.198
Thiacloprid	< LOQ	0.2	0.099	Thiamethoxam	< LOQ	0.2	0.099
Trifloxystrobin	< LOQ	0.2	0.099				

<LOQ - Results below the Limit of Quantitation - Compound not detected



Brian Weigel  
Lab Director

These results relate only to the sample included on this report. The report may not be reproduced except in full, without the written permission of SC Laboratories. Samples tested in accordance with Oregon Administrative Rules, TNI 2009 Standard and SC Laboratories quality assurance plan unless otherwise noted.

Sample Name: **CSS CO2 FECO (CBD) Duplicate** Date Sampled: **05/31/18 00:00**  
 Tested for: **OM Extracts** Date Accepted: **05/31/18**  
**Compliance Concentrate** Results Valid Until: **05/31/19**

Laboratory ID: **18E0065-04** Sample Metrc ID: **1A4010300014ADD000003537**  
 Matrix: **Extracts and Concentrates** Batch RFID: **1A4010300014ADD000003542**  
 Lot # **NA** Batch Size: **2724 (g)**

## Pesticide Analysis in ppm

Date Extracted: 06/01/18 Analysis Method/SOP: Pesticides  
 Date Analyzed: 06/05/18 Results above the action levels are highlighted in red #.

Analyte	Result	Action Level	LOQ	Analyte	Result	Action Level	LOQ
Abamectin	< LOQ	0.5	0.242	Acephate	< LOQ	0.4	0.194
Acequinocyl	< LOQ	2	0.968	Acetamiprid	< LOQ	0.2	0.097
Aldicarb	< LOQ	0.4	0.194	Azoxystrobin	< LOQ	0.2	0.097
Bifenazate	< LOQ	0.2	0.097	Bifenthrin	< LOQ	0.2	0.097
Boscalid	< LOQ	0.4	0.194	Carbaryl	< LOQ	0.2	0.097
Carbofuran	< LOQ	0.2	0.097	Chlorantraniliprole	< LOQ	0.2	0.097
Chlorfenapyr	< LOQ	1	0.484	Chlorpyrifos	< LOQ	0.2	0.097
Clofentezine	< LOQ	0.2	0.097	Cyfluthrin	< LOQ	1	0.484
Cypermethrin	< LOQ	1	0.484	Daminozide	< LOQ	1	0.484
DDVP (Dichlorvos)	< LOQ	1	0.484	Diazinon	< LOQ	0.2	0.097
Dimethoate	< LOQ	0.2	0.097	Ethoprophos	< LOQ	0.2	0.097
Etofenprox	< LOQ	0.4	0.194	Etoxazole	< LOQ	0.2	0.097
Fenoxycarb	< LOQ	0.2	0.097	Fenpyroximate	< LOQ	0.4	0.194
Fipronil	< LOQ	0.4	0.194	Fonicamid	< LOQ	1	0.484
Fludioxonil	< LOQ	0.4	0.194	Hexythiazox	< LOQ	1	0.484
Imazalil	< LOQ	0.2	0.097	Imidacloprid	< LOQ	0.4	0.194
Kresoxim-methyl	< LOQ	0.4	0.194	Malathion	< LOQ	0.2	0.097
Metalaxyl	< LOQ	0.2	0.097	Methiocarb	< LOQ	0.2	0.097
Methomyl	< LOQ	0.4	0.194	Methyl parathion	< LOQ	0.2	0.097
MGK-264	< LOQ	0.2	0.097	Myclobutanil	< LOQ	0.2	0.097
Naled	< LOQ	0.5	0.242	Oxamyl	< LOQ	1	0.484
Paclobutrazol	< LOQ	0.4	0.194	Permethrins (total)	< LOQ	0.2	0.097
Phosmet	< LOQ	0.2	0.097	Piperonyl butoxide	< LOQ	2	0.484
Prallethrin	< LOQ	0.2	0.097	Propiconazole	< LOQ	0.4	0.194
Propoxur	< LOQ	0.2	0.097	Pyrethrins (total)	< LOQ	1	0.484
Pyridaben	< LOQ	0.2	0.097	Spinosad	< LOQ	0.2	0.097
Spiromesifen	< LOQ	0.2	0.097	Spirotetramat	< LOQ	0.2	0.097
Spiroxamine	< LOQ	0.4	0.194	Tebuconazole	< LOQ	0.4	0.194
Thiacloprid	< LOQ	0.2	0.097	Thiamethoxam	< LOQ	0.2	0.097
Trifloxystrobin	< LOQ	0.2	0.097				

<LOQ - Results below the Limit of Quantitation - Compound not detected



Brian Weigel  
Lab Director

These results relate only to the sample included on this report. The report may not be reproduced except in full, without the written permission of SC Laboratories. Samples tested in accordance with Oregon Administrative Rules, TNI 2009 Standard and SC Laboratories quality assurance plan unless otherwise noted.

Sample Name: <b>CSS CO2 FECO (CBD) Primary</b>	Date Sampled: <b>05/31/18 00:00</b>
Tested for: <b>OM Extracts</b>	Date Accepted: <b>05/31/18</b>
<b>Compliance Concentrate</b>	Results Valid Until: <b>05/31/19</b>
Laboratory ID: <b>18E0065-03</b>	Sample Metric ID: <b>1A4010300014ADD000003537</b>
Matrix: <b>Extracts and Concentrates</b>	Batch RFID: <b>1A4010300014ADD000003542</b>
Lot # <b>NA</b>	Batch Size: <b>2724 (g)</b>

### Residual Solvents

Solvent	Results in ug/g	Action Level	LOQ	Date Extracted: 06/01/18
1,4-Dioxane	< LOQ	380	71.3	Date Analyzed: 06/01/18
2-Butanol	< LOQ	5000	438	Analysis Method/SOP: RST
2-Ethoxyethanol	< LOQ	160	30.0	
2-Propanol (IPA)	< LOQ	5000	438	
Acetone	< LOQ	5000	438	
Acetonitrile	< LOQ	400	76.9	
Benzene	< LOQ	2	0.750	
Butanes	< LOQ	5000	313	
Cyclohexane	< LOQ	3880	728	
Dichloromethane (methylene chloride)	< LOQ	600	113	
Ethyl acetate	< LOQ	5000	438	
Ethyl ether	< LOQ	5000	438	
Ethylbenzene	< LOQ	2170	406	
Ethylene glycol	< LOQ	620	116	
Ethylene oxide	< LOQ	50	37.5	
Heptane	< LOQ	5000	438	
Hexanes	< LOQ	290	54.4	
Isopropyl acetate	< LOQ	5000	438	
Isopropylbenzene (cumene)	< LOQ	70	13.1	
Methanol	< LOQ	3000	313	
Pentanes	< LOQ	5000	438	
Propane	< LOQ	5000	125	
Tetrahydrofuran	< LOQ	720	135	
Toluene	< LOQ	890	167	
Xylenes	< LOQ	2170	406	

<LOQ - Results below the Limit of Quantitation - Compound not detected  
 Results above the Action Level fail state testing requirements and will be highlighted **Red #**.



Brian Weigel  
 Lab Director

These results relate only to the sample included on this report. The report may not be reproduced except in full, without the written permission of SC Laboratories. Samples tested in accordance with Oregon Administrative Rules, TNI 2009 Standard and SC Laboratories quality assurance plan unless otherwise noted.

Sample Name: <b>CSS CO2 FECO (CBD) Duplicate</b>	Date Sampled: <b>05/31/18 00:00</b>
Tested for: <b>OM Extracts</b>	Date Accepted: <b>05/31/18</b>
<b>Compliance Concentrate</b>	Results Valid Until: <b>05/31/19</b>
Laboratory ID: <b>18E0065-04</b>	Sample Metric ID: <b>1A4010300014ADD000003537</b>
Matrix: <b>Extracts and Concentrates</b>	Batch RFID: <b>1A4010300014ADD000003542</b>
Lot # <b>NA</b>	Batch Size: <b>2724 (g)</b>

### Residual Solvents

Solvent	Results in ug/g	Action Level	LOQ
1,4-Dioxane	< LOQ	380	71.3
2-Butanol	< LOQ	5000	438
2-Ethoxyethanol	< LOQ	160	30.0
2-Propanol (IPA)	< LOQ	5000	438
Acetone	< LOQ	5000	438
Acetonitrile	< LOQ	400	76.9
Benzene	< LOQ	2	0.750
Butanes	< LOQ	5000	313
Cyclohexane	< LOQ	3880	728
Dichloromethane (methylene chloride)	< LOQ	600	113
Ethyl acetate	< LOQ	5000	438
Ethyl ether	< LOQ	5000	438
Ethylbenzene	< LOQ	2170	406
Ethylene glycol	< LOQ	620	116
Ethylene oxide	< LOQ	50	37.5
Heptane	< LOQ	5000	438
Hexanes	< LOQ	290	54.4
Isopropyl acetate	< LOQ	5000	438
Isopropylbenzene (cumene)	< LOQ	70	13.1
Methanol	< LOQ	3000	313
Pentanes	< LOQ	5000	438
Propane	< LOQ	5000	125
Tetrahydrofuran	< LOQ	720	135
Toluene	< LOQ	890	167
Xylenes	< LOQ	2170	406

Date Extracted: 06/01/18  
 Date Analyzed: 06/01/18  
 Analysis Method/SOP: RST

<LOQ - Results below the Limit of Quantitation - Compound not detected  
 Results above the Action Level fail state testing requirements and will be highlighted **Red #**.



Brian Weigel  
 Lab Director

These results relate only to the sample included on this report. The report may not be reproduced except in full, without the written permission of SC Laboratories. Samples tested in accordance with Oregon Administrative Rules, TNI 2009 Standard and SC Laboratories quality assurance plan unless otherwise noted.



### Case Narrative

RST - Acetonitrile above ½ reporting limit in blank.

Analyte below reporting limit in all client samples.

After cross-referencing with the sampling report, data appears to be consistent for samples pulled from the same container, but less consistent for samples pulled from different containers.

RST- 2-Methyl Propane and n-Butane exceeded normally accepted QC criteria in B180397-MSD1. Due to sampling variations and volatility of analyte, calculated a high RPD.

RST- 18E0065-01 and 18E0065-02 ethanol values exceeded highest calibration point. Values are estimated.

## Quality Control Potency

### Batch: B180393 - Potency/Terpenes

Blank(B180393-BLK1)			Extracted - 06/01/18 10:40 Analyzed - 06/01/18 18:36					
Analyte	Result	Units	Spike Level	Source Result	%REC	%REC Limits	RPD	RPD Limit
d9-THC (d9-Tetrahydrocannabinol)	< LOQ	%						
d8-THC (d8-Tetrahydrocannabinol)	< LOQ	%						
THCA (d9-Tetrahydrocannabinolic Acid)	< LOQ	%						
CBD (Cannabidiol)	< LOQ	%						
CBDA (Cannabidiolic Acid)	< LOQ	%						
CBN (Cannabinol)	< LOQ	%						
CBG (Cannabigerol)	< LOQ	%						
CBGA (Cannabigerolic Acid)	< LOQ	%						
CBDV (Cannabidivarin)	< LOQ	%						
CBDVA (Cannabidivarinic Acid)	< LOQ	%						
CBC (Cannabichromene)	< LOQ	%						
THCV (Tetrahydrocannabivarin)	< LOQ	%						

Duplicate(B180393-DUP1)			Extracted - 06/01/18 10:40 Analyzed - 06/01/18 18:53					
Analyte	Result	Units	Spike Level	Source Result	%REC	%REC Limits	RPD	RPD Limit
d9-THC (d9-Tetrahydrocannabinol)	2.76	%		2.81			1.83	20
d8-THC (d8-Tetrahydrocannabinol)	< LOQ	%		< LOQ				20
THCA (d9-Tetrahydrocannabinolic Acid)	69.98	%		69.53			0.651	20
CBD (Cannabidiol)	< LOQ	%		< LOQ				20
CBDA (Cannabidiolic Acid)	0.17	%		0.18			1.38	20
CBN (Cannabinol)	< LOQ	%		< LOQ				20
CBG (Cannabigerol)	0.18	%		0.19			1.33	20
CBGA (Cannabigerolic Acid)	1.63	%		1.62			0.972	20
CBDV (Cannabidivarin)	< LOQ	%		< LOQ				20



Brian Weigel  
Lab Director

These results relate only to the sample included on this report. The report may not be reproduced except in full, without the written permission of SC Laboratories. Samples tested in accordance with Oregon Administrative Rules, TNI 2009 Standard and SC Laboratories quality assurance plan unless otherwise noted.

## Quality Control Potency (Continued)

**Batch: B180393 - Potency/Terpenes (Continued)**

Duplicate(B180393-DUP1)			Extracted - 06/01/18 10:40		Analyzed - 06/01/18 18:53			
Analyte	Result	Units	Spike Level	Source Result	%REC	%REC Limits	RPD	RPD Limit
CBDVA (Cannabidivarinic Acid)	0.20	%		0.20			1.03	20
CBC (Cannabichromene)	< LOQ	%		< LOQ				20
THCV (Tetrahydrocannabivarin)	< LOQ	%		< LOQ				20

LCS(B180393-BS1)			Extracted - 06/01/18 10:40		Analyzed - 06/01/18 18:44			
Analyte	Result	Units	Spike Level	Source Result	%REC	%REC Limits	RPD	RPD Limit
d9-THC (d9-Tetrahydrocannabinol)	0.18	%	0.200		89.2	80-120		
THCA (d9-Tetrahydrocannabinolic Acid)	< LOQ	%				80-120		
CBD (Cannabidiol)	0.19	%	0.200		95.0	80-120		
CBDA (Cannabidiolic Acid)	< LOQ	%				80-120		
CBN (Cannabinol)	0.18	%	0.200		89.8	80-120		



Brian Weigel  
Lab Director

These results relate only to the sample included on this report. The report may not be reproduced except in full, without the written permission of SC Laboratories. Samples tested in accordance with Oregon Administrative Rules, TNI 2009 Standard and SC Laboratories quality assurance plan unless otherwise noted.

## Quality Control Pesticide Analysis

**Batch: B180398 - Pesticide Prep**

Blank(B180398-BLK1)		Extracted - 06/01/18 9:38 Analyzed - 06/05/18 17:08						
Analyte	Result	Units	Spike Level	Source Result	%REC	%REC Limits	RPD	RPD Limit
Abamectin	< LOQ	ppm						
Acephate	< LOQ	ppm						
Acequinocyl	< LOQ	ppm						
Acetamiprid	< LOQ	ppm						
Aldicarb	< LOQ	ppm						
Azoxystrobin	< LOQ	ppm						
Bifenazate	< LOQ	ppm						
Bifenthrin	< LOQ	ppm						
Boscalid	< LOQ	ppm						
Carbaryl	< LOQ	ppm						
Carbofuran	< LOQ	ppm						
Chlorantraniliprole	< LOQ	ppm						
Chlorfenapyr	< LOQ	ppm						
Chlorpyrifos	< LOQ	ppm						
Clofentezine	< LOQ	ppm						
Cyfluthrin	< LOQ	ppm						
Cypermethrin	< LOQ	ppm						
Daminozide	< LOQ	ppm						
DDVP (Dichlorvos)	< LOQ	ppm						
Diazinon	< LOQ	ppm						
Dimethoate	< LOQ	ppm						
Ethoprophos	< LOQ	ppm						
Etofenprox	< LOQ	ppm						
Etoxazole	< LOQ	ppm						
Fenoxycarb	< LOQ	ppm						
Fenpyroximate	< LOQ	ppm						
Fipronil	< LOQ	ppm						
Fonicamid	< LOQ	ppm						
Fludioxonil	< LOQ	ppm						
Hexythiazox	< LOQ	ppm						
Imazalil	< LOQ	ppm						
Imidacloprid	< LOQ	ppm						
Kresoxim-methyl	< LOQ	ppm						
Malathion	< LOQ	ppm						
Metalaxyl	< LOQ	ppm						



Brian Weigel  
Lab Director

These results relate only to the sample included on this report. The report may not be reproduced except in full, without the written permission of SC Laboratories. Samples tested in accordance with Oregon Administrative Rules, TNI 2009 Standard and SC Laboratories quality assurance plan unless otherwise noted.

## Quality Control

### Pesticide Analysis (Continued)

**Batch: B180398 - Pesticide Prep (Continued)**

<b>Blank(B180398-BLK1)</b>			<b>Extracted - 06/01/18 9:38 Analyzed - 06/05/18 17:08</b>					
<b>Analyte</b>	<b>Result</b>	<b>Units</b>	<b>Spike Level</b>	<b>Source Result</b>	<b>%REC</b>	<b>%REC Limits</b>	<b>RPD</b>	<b>RPD Limit</b>
Methiocarb	< LOQ	ppm						
Methomyl	< LOQ	ppm						
Methyl parathion	< LOQ	ppm						
MGK-264	< LOQ	ppm						
Myclobutanil	< LOQ	ppm						
Naled	< LOQ	ppm						
Oxamyl	< LOQ	ppm						
Paclbutrazol	< LOQ	ppm						
Permethrins (total)	< LOQ	ppm						
Phosmet	< LOQ	ppm						
Piperonyl butoxide	< LOQ	ppm						
Prallethrin	< LOQ	ppm						
Propiconazole	< LOQ	ppm						
Propoxur	< LOQ	ppm						
Pyrethrins (total)	< LOQ	ppm						
Pyridaben	< LOQ	ppm						
Spinosad	< LOQ	ppm						
Spiromesifen	< LOQ	ppm						
Spirotetramat	< LOQ	ppm						
Spiroxamine	< LOQ	ppm						
Tebuconazole	< LOQ	ppm						
Thiacloprid	< LOQ	ppm						
Thiamethoxam	< LOQ	ppm						
Trifloxystrobin	< LOQ	ppm						

<b>LCS(B180398-BS1)</b>			<b>Extracted - 06/01/18 9:38 Analyzed - 06/05/18 17:24</b>					
<b>Analyte</b>	<b>Result</b>	<b>Units</b>	<b>Spike Level</b>	<b>Source Result</b>	<b>%REC</b>	<b>%REC Limits</b>	<b>RPD</b>	<b>RPD Limit</b>
Acephate	0.93	ppm	1.00		92.7	70-130		
Acetamiprid	1.01	ppm	1.00		101	70-130		
Aldicarb	1.01	ppm	1.00		101	70-130		
Bifenazate	0.70	ppm	1.00		70.0	70-130		
Boscalid	0.81	ppm	1.00		81.4	70-130		
Chlorantranilprole	0.97	ppm	1.00		96.6	70-130		
Chlorpyrifos	0.88	ppm	1.00		88.2	70-130		
Cyfluthrin	1.07	ppm	1.00		107	70-130		



Brian Weigel  
Lab Director

These results relate only to the sample included on this report. The report may not be reproduced except in full, without the written permission of SC Laboratories. Samples tested in accordance with Oregon Administrative Rules, TNI 2009 Standard and SC Laboratories quality assurance plan unless otherwise noted.

## Quality Control Pesticide Analysis (Continued)

Batch: B180398 - Pesticide Prep (Continued)

LCS(B180398-BS1)		Extracted - 06/01/18 9:38 Analyzed - 06/05/18 17:24						
Analyte	Result	Units	Spike Level	Source Result	%REC	%REC Limits	RPD	RPD Limit
DDVP (Dichlorvos)	1.17	ppm	1.00		117	70-130		
Ethoprophos	0.79	ppm	1.00		78.7	70-130		
Etoxazole	0.83	ppm	1.00		82.7	70-130		
Fenoxycarb	0.74	ppm	1.00		74.0	70-130		
Flonicamid	0.95	ppm	1.00		95.3	70-130		
Imazalil	0.83	ppm	1.00		82.7	70-130		
Imidacloprid	0.98	ppm	1.00		97.9	70-130		
Methiocarb	0.91	ppm	1.00		90.7	70-130		
Myclobutanil	0.69	ppm	1.00		69.0	70-130		
Oxamyl	0.90	ppm	1.00		90.2	70-130		
Paclobutrazol	0.62	ppm	1.00		62.2	70-130		
Piperonyl butoxide	0.85	ppm	1.00		85.1	70-130		
Prallethrin	0.81	ppm	1.00		80.8	70-130		
Propoxur	0.98	ppm	1.00		98.5	70-130		
Spiromesifen	0.79	ppm	1.00		78.6	70-130		
Spiroxamine	0.23	ppm	1.00		23.0	70-130		
Thiacloprid	0.98	ppm	1.00		98.4	70-130		
Thiamethoxam	0.91	ppm	1.00		90.7	70-130		
Trifloxystrobin	0.84	ppm	1.00		83.9	70-130		

Matrix Spike(B180398-MS1)		Extracted - 06/01/18 9:38 Analyzed - 06/05/18 17:40						
Analyte	Result	Units	Spike Level	Source Result	%REC	%REC Limits	RPD	RPD Limit
Acephate	1.92	ppm	1.94	< LOQ	98.9	70-130		
Acetamiprid	1.89	ppm	1.94	< LOQ	97.7	70-130		
Aldicarb	1.84	ppm	1.94	< LOQ	95.1	70-130		
Bifenazate	2.38	ppm	1.94	< LOQ	123	70-130		
Boscalid	2.18	ppm	1.94	< LOQ	113	70-130		
Chlorantraniliprole	2.01	ppm	1.94	< LOQ	104	70-130		
Chlorpyrifos	1.04	ppm	1.94	< LOQ	53.5	70-130		
Cyfluthrin	1.54	ppm	1.94	< LOQ	79.7	70-130		
DDVP (Dichlorvos)	1.78	ppm	1.94	< LOQ	91.8	70-130		
Ethoprophos	1.97	ppm	1.94	< LOQ	102	70-130		
Etoxazole	2.13	ppm	1.94	< LOQ	110	70-130		
Fenoxycarb	2.03	ppm	1.94	< LOQ	105	70-130		
Flonicamid	1.80	ppm	1.94	< LOQ	92.6	70-130		



Brian Weigel  
 Lab Director

These results relate only to the sample included on this report. The report may not be reproduced except in full, without the written permission of SC Laboratories. Samples tested in accordance with Oregon Administrative Rules, TNI 2009 Standard and SC Laboratories quality assurance plan unless otherwise noted.

## Quality Control

### Pesticide Analysis (Continued)

**Batch: B180398 - Pesticide Prep (Continued)**

Matrix Spike(B180398-MS1)			Extracted - 06/01/18 9:38 Analyzed - 06/05/18 17:40					
Analyte	Result	Units	Spike Level	Source Result	%REC	%REC Limits	RPD	RPD Limit
Imazalil	1.84	ppm	1.94	< LOQ	94.7	70-130		
Imidacloprid	1.93	ppm	1.94	< LOQ	99.4	70-130		
Methiocarb	1.72	ppm	1.94	< LOQ	88.5	70-130		
Myclobutanil	2.11	ppm	1.94	< LOQ	109	70-130		
Oxamyl	1.87	ppm	1.94	< LOQ	96.6	70-130		
Paclobutrazol	1.78	ppm	1.94	< LOQ	91.9	70-130		
Piperonyl butoxide	2.06	ppm	1.94	< LOQ	106	70-130		
Prallethrin	1.73	ppm	1.94	< LOQ	89.1	70-130		
Propoxur	1.96	ppm	1.94	< LOQ	101	70-130		
Spiromesifen	1.39	ppm	1.94	< LOQ	71.5	70-130		
Spiroxamine	1.24	ppm	1.94	< LOQ	64.0	70-130		
Thiacloprid	1.85	ppm	1.94	< LOQ	95.3	70-130		
Thiamethoxam	1.91	ppm	1.94	< LOQ	98.6	70-130		
Trifloxystrobin	2.27	ppm	1.94	< LOQ	117	70-130		

Matrix Spike Dup(B180398-MSD1)			Extracted - 06/01/18 9:38 Analyzed - 06/05/18					
Analyte	Result	Units	Spike Level	Source Result	%REC	%REC Limits	RPD	RPD Limit
Acephate	1.75	ppm	1.93	< LOQ	91.0	70-130	8.34	30
Acetamiprid	1.92	ppm	1.93	< LOQ	99.4	70-130	1.72	30
Aldicarb	1.83	ppm	1.93	< LOQ	94.8	70-130	0.319	30
Bifenazate	1.83	ppm	1.93	< LOQ	94.8	70-130	25.7	30
Bifenthrin	1.35	ppm	1.93	< LOQ	69.9	70-130	1.32	30
Chlorantraniliprole	1.82	ppm	1.93	< LOQ	94.5	70-130	9.10	30
Chlorpyrifos	1.03	ppm	1.93	< LOQ	53.4	70-130	0.293	30
Cyfluthrin	1.86	ppm	1.93	< LOQ	96.6	70-130	19.2	30
DDVP (Dichlorvos)	1.77	ppm	1.93	< LOQ	91.7	70-130	0.132	30
Ethoprophos	1.66	ppm	1.93	< LOQ	86.1	70-130	16.6	30
Etoxazole	2.23	ppm	1.93	< LOQ	116	70-130	5.24	30
Fenoxycarb	1.46	ppm	1.93	< LOQ	75.6	70-130	32.5	30
Flonicamid	1.73	ppm	1.93	< LOQ	89.6	70-130	3.33	30
Imazalil	1.82	ppm	1.93	< LOQ	94.2	70-130	0.593	30
Imidacloprid	2.11	ppm	1.93	< LOQ	109	70-130	9.58	30
Methiocarb	1.70	ppm	1.93	< LOQ	88.4	70-130	0.188	30
Myclobutanil	1.57	ppm	1.93	< LOQ	81.2	70-130	29.0	30
Oxamyl	1.77	ppm	1.93	< LOQ	91.8	70-130	5.14	30



Brian Weigel  
 Lab Director

These results relate only to the sample included on this report. The report may not be reproduced except in full, without the written permission of SC Laboratories. Samples tested in accordance with Oregon Administrative Rules, TNI 2009 Standard and SC Laboratories quality assurance plan unless otherwise noted.

## Quality Control Pesticide Analysis (Continued)

**Batch: B180398 - Pesticide Prep (Continued)**

Matrix Spike Dup(B180398-MSD1)			Extracted - 06/01/18 9:38 Analyzed - 06/05/18					
Analyte	Result	Units	Spike Level	Source Result	%REC	%REC Limits	RPD	RPD Limit
Paclbutrazol	1.57	ppm	1.93	< LOQ	81.5	70-130	12.0	30
Piperonyl butoxide	1.98	ppm	1.93	< LOQ	103	70-130	3.17	30
Prallethrin	1.51	ppm	1.93	< LOQ	78.2	70-130	13.0	30
Propoxur	1.90	ppm	1.93	< LOQ	98.7	70-130	2.34	30
Spiromesifen	1.39	ppm	1.93	< LOQ	72.2	70-130	1.06	30
Spiroxamine	1.23	ppm	1.93	< LOQ	64.0	70-130	0.0459	30
Thiacloprid	1.93	ppm	1.93	< LOQ	99.8	70-130	4.64	30
Thiamethoxam	1.77	ppm	1.93	< LOQ	91.7	70-130	7.17	30
Trifloxystrobin	1.72	ppm	1.93	< LOQ	89.0	70-130	27.2	30



Brian Weigel  
Lab Director

These results relate only to the sample included on this report. The report may not be reproduced except in full, without the written permission of SC Laboratories. Samples tested in accordance with Oregon Administrative Rules, TNI 2009 Standard and SC Laboratories quality assurance plan unless otherwise noted.

## Quality Control Solvent Analysis

**Batch: B180397 - Residual Solvent Prep**

<b>Blank(B180397-BLK1)</b>			<b>Extracted - 06/01/18 10:46 Analyzed - 06/01/18 18:26</b>					
<b>Analyte</b>	<b>Result</b>	<b>Units</b>	<b>Spike Level</b>	<b>Source Result</b>	<b>%REC</b>	<b>%REC Limits</b>	<b>RPD</b>	<b>RPD Limit</b>
1,4-Dioxane	< LOQ	ug/g						
2-Butanol	< LOQ	ug/g						
2-Ethoxyethanol	< LOQ	ug/g						
2-Propanol (IPA)	< LOQ	ug/g						
Acetone	< LOQ	ug/g						
Acetonitrile	< LOQ	ug/g						
Benzene	< LOQ	ug/g						
Butanes	< LOQ	ug/g						
Cyclohexane	< LOQ	ug/g						
Dichloromethane (methylene chloride)	< LOQ	ug/g						
Ethyl acetate	< LOQ	ug/g						
Ethyl ether	< LOQ	ug/g						
Ethylbenzene	< LOQ	ug/g						
Ethylene glycol	< LOQ	ug/g						
Ethylene oxide	< LOQ	ug/g						
Heptane	< LOQ	ug/g						
Hexanes	< LOQ	ug/g						
Isopropyl acetate	< LOQ	ug/g						
Isopropylbenzene (cumene)	< LOQ	ug/g						
Methanol	< LOQ	ug/g						
Pentanes	< LOQ	ug/g						
Propane	< LOQ	ug/g						
Tetrahydrofuran	< LOQ	ug/g						
Toluene	< LOQ	ug/g						
Xylenes	< LOQ	ug/g						

<b>LCS(B180397-BS1)</b>			<b>Extracted - 06/01/18 10:46 Analyzed - 06/01/18 17:23</b>					
<b>Analyte</b>	<b>Result</b>	<b>Units</b>	<b>Spike Level</b>	<b>Source Result</b>	<b>%REC</b>	<b>%REC Limits</b>	<b>RPD</b>	<b>RPD Limit</b>
1,4-Dioxane	555	ug/g	570		97.4	70-130		
2,2-Dimethylbutane	488	ug/g	435		112	70-130		
2-Butanol	3650	ug/g	3500		104	70-130		
2-Ethoxyethanol	246	ug/g	240		102	70-130		
2-Methylbutane (isopentane)	4130	ug/g	3500		118	70-130		
2-Methylpentane/2,3-Dimethylbutane	936	ug/g	870		108	70-130		
2-Propanol (IPA)	3840	ug/g	3500		110	70-130		



Brian Weigel  
Lab Director

These results relate only to the sample included on this report. The report may not be reproduced except in full, without the written permission of SC Laboratories. Samples tested in accordance with Oregon Administrative Rules, TNI 2009 Standard and SC Laboratories quality assurance plan unless otherwise noted.



## Quality Control Solvent Analysis (Continued)

**Batch: B180397 - Residual Solvent Prep (Continued)**

LCS(B180397-BS1)		Extracted - 06/01/18 10:46 Analyzed - 06/01/18 17:23						
Analyte	Result	Units	Spike Level	Source Result	%REC	%REC Limits	RPD	RPD Limit
3-Methylpentane	464	ug/g	435		107	70-130		
Acetone	3900	ug/g	3500		111	70-130		
Acetonitrile	673	ug/g	615		109	70-130		
Benzene	3.08	ug/g	3.00		103	70-130		
Cyclohexane	6470	ug/g	5820		111	70-130		
Dichloromethane (methylene chloride)	984	ug/g	900		109	70-130		
Ethyl acetate	3700	ug/g	3500		106	70-130		
Ethyl ether	4130	ug/g	3500		118	70-130		
Ethylbenzene	3110	ug/g	3250		95.8	70-130		
Ethylene glycol	1030	ug/g	930		110	70-130		
Heptane	3620	ug/g	3500		104	70-130		
Isopropyl acetate	3640	ug/g	3500		104	70-130		
Isopropylbenzene (cumene)	94.1	ug/g	105		89.7	70-130		
m,p-Xylene	6370	ug/g	6510		97.8	70-130		
Methanol	2980	ug/g	2500		119	70-130		
n-Hexane	466	ug/g	435		107	70-130		
n-Pentane	4110	ug/g	3500		117	70-130		
Tetrahydrofuran	1090	ug/g	1080		101	70-130		
Toluene	1290	ug/g	1340		96.6	70-130		
o-Xylene	3100	ug/g	3250		95.3	70-130		

Matrix Spike(B180397-MS1)		Extracted - 06/01/18 10:46 Analyzed - 06/01/18 17:44						
Analyte	Result	Units	Spike Level	Source Result	%REC	%REC Limits	RPD	RPD Limit
1,4-Dioxane	527	ug/g	549	< LOQ	96.1	70-130		
2,2-Dimethylbutane	447	ug/g	419	< LOQ	107	70-130		
2-Butanol	3420	ug/g	3370	< LOQ	102	70-130		
2-Ethoxyethanol	237	ug/g	231	< LOQ	103	70-130		
2-Methylbutane (isopentane)	3700	ug/g	3370	< LOQ	110	70-130		
2-Methylpentane/2,3-Dimethylbutane	859	ug/g	838	< LOQ	103	70-130		
2-Propanol (IPA)	3590	ug/g	3370	215	100	70-130		
3-Methylpentane	432	ug/g	419	< LOQ	103	70-130		
Acetone	3550	ug/g	3370	185	99.9	70-130		
Acetonitrile	606	ug/g	592	35.7	96.3	70-130		
Benzene	3.04	ug/g	2.89	< LOQ	105	70-130		
Cyclohexane	6240	ug/g	5610	< LOQ	111	70-130		



Brian Weigel  
Lab Director

These results relate only to the sample included on this report. The report may not be reproduced except in full, without the written permission of SC Laboratories. Samples tested in accordance with Oregon Administrative Rules, TNI 2009 Standard and SC Laboratories quality assurance plan unless otherwise noted.

## Quality Control

### Solvent Analysis (Continued)

**Batch: B180397 - Residual Solvent Prep (Continued)**

Matrix Spike(B180397-MS1)			Extracted - 06/01/18 10:46 Analyzed - 06/01/18 17:44					
Analyte	Result	Units	Spike Level	Source Result	%REC	%REC Limits	RPD	RPD Limit
Dichloromethane (methylene chloride)	914	ug/g	866	< LOQ	105	70-130		
Ethyl acetate	3400	ug/g	3370	< LOQ	101	70-130		
Ethyl ether	3710	ug/g	3370	< LOQ	110	70-130		
Ethylbenzene	3190	ug/g	3130	< LOQ	102	70-130		
Ethylene glycol	1040	ug/g	895	< LOQ	117	70-130		
Heptane	3510	ug/g	3370	< LOQ	104	70-130		
Isopropyl acetate	3380	ug/g	3370	< LOQ	100	70-130		
Isopropylbenzene (cumene)	118	ug/g	101	< LOQ	117	70-130		
m,p-Xylene	6550	ug/g	6270	< LOQ	104	70-130		
Methanol	2680	ug/g	2410	< LOQ	111	70-130		
n-Hexane	437	ug/g	419	< LOQ	104	70-130		
n-Pentane	3710	ug/g	3370	< LOQ	110	70-130		
Tetrahydrofuran	1000	ug/g	1040	< LOQ	96.5	70-130		
Toluene	1300	ug/g	1290	< LOQ	101	70-130		
o-Xylene	3130	ug/g	3130	< LOQ	100	70-130		

Matrix Spike Dup(B180397-MSD1)			Extracted - 06/01/18 10:46 Analyzed - 06/01/18					
Analyte	Result	Units	Spike Level	Source Result	%REC	%REC Limits	RPD	RPD Limit
1,4-Dioxane	494	ug/g	533	< LOQ	92.6	70-130	6.62	30
2,2-Dimethylbutane	420	ug/g	407	< LOQ	103	70-130	6.23	30
2-Butanol	3210	ug/g	3270	< LOQ	98.0	70-130	6.43	30
2-Ethoxyethanol	227	ug/g	225	< LOQ	101	70-130	4.36	30
2-Methylbutane (isopentane)	3520	ug/g	3270	< LOQ	108	70-130	4.86	30
2-Methylpentane/2,3-Dimethylbutane	806	ug/g	814	< LOQ	99.0	70-130	6.40	30
2-Propanol (IPA)	3400	ug/g	3270	215	97.1	70-130	5.52	30
3-Methylpentane	408	ug/g	407	< LOQ	100	70-130	5.77	30
Acetone	3360	ug/g	3270	185	96.9	70-130	5.58	30
Acetonitrile	575	ug/g	575	35.7	93.7	70-130	5.28	30
Benzene	2.74	ug/g	2.81	< LOQ	97.4	70-130	10.5	30
Cyclohexane	5840	ug/g	5450	< LOQ	107	70-130	6.59	30
Dichloromethane (methylene chloride)	861	ug/g	842	< LOQ	102	70-130	6.00	30
Ethyl acetate	3200	ug/g	3270	< LOQ	97.8	70-130	6.16	30
Ethyl ether	3520	ug/g	3270	< LOQ	108	70-130	5.27	30
Ethylbenzene	3000	ug/g	3040	< LOQ	98.6	70-130	6.31	30
Ethylene glycol	983	ug/g	870	< LOQ	113	70-130	6.04	30



 Brian Weigel  
 Lab Director

These results relate only to the sample included on this report. The report may not be reproduced except in full, without the written permission of SC Laboratories. Samples tested in accordance with Oregon Administrative Rules, TNI 2009 Standard and SC Laboratories quality assurance plan unless otherwise noted.

## Quality Control Solvent Analysis (Continued)

**Batch: B180397 - Residual Solvent Prep (Continued)**

Matrix Spike Dup(B180397-MSD1)			Extracted - 06/01/18 10:46 Analyzed - 06/01/18					
Analyte	Result	Units	Spike Level	Source Result	%REC	%REC Limits	RPD	RPD Limit
Heptane	3300	ug/g	3270	< LOQ	101	70-130	6.04	30
Isopropyl acetate	3170	ug/g	3270	< LOQ	96.8	70-130	6.49	30
Isopropylbenzene (cumene)	111	ug/g	98.2	< LOQ	113	70-130	5.58	30
m,p-Xylene	6140	ug/g	6090	< LOQ	101	70-130	6.44	30
Methanol	2550	ug/g	2340	< LOQ	109	70-130	4.87	30
n-Hexane	412	ug/g	407	< LOQ	101	70-130	6.10	30
n-Pentane	3520	ug/g	3270	< LOQ	108	70-130	5.09	30
Tetrahydrofuran	937	ug/g	1010	< LOQ	92.7	70-130	6.89	30
Toluene	1210	ug/g	1250	< LOQ	96.8	70-130	6.95	30
o-Xylene	2920	ug/g	3040	< LOQ	95.9	70-130	7.22	30



Brian Weigel  
Lab Director

These results relate only to the sample included on this report. The report may not be reproduced except in full, without the written permission of SC Laboratories. Samples tested in accordance with Oregon Administrative Rules, TNI 2009 Standard and SC Laboratories quality assurance plan unless otherwise noted.

## Quality Control Terpene Analysis

**Batch: B180395 - Potency/Terpenes**

Blank(B180395-BLK1)			Extracted - 06/01/18 10:44 Analyzed - 06/01/18 18:54					
Analyte	Result	Units	Spike Level	Source Result	%REC	%REC Limits	RPD	RPD Limit
alpha Pinene	< LOQ	%						
Myrcene	< LOQ	%						
alpha Phellandrene	< LOQ	%						
3-Carene	< LOQ	%						
alpha Terpinene	< LOQ	%						
Limonene	< LOQ	%						
Terpinolene	< LOQ	%						
Linalool	< LOQ	%						
Fenchol	< LOQ	%						
Borneol	< LOQ	%						
Terpineol	< LOQ	%						
Geraniol	< LOQ	%						
alpha Humulene	< LOQ	%						
beta Caryophyllene	< LOQ	%						
Caryophyllene Oxide	< LOQ	%						
alpha Bisabolol	< LOQ	%						
Camphene	< LOQ	%						
beta Pinene	< LOQ	%						
Ocimene	< LOQ	%						
Sabinene	< LOQ	%						
Camphor	< LOQ	%						
Isoborneol	< LOQ	%						
Menthol	< LOQ	%						
alpha Cedrene	< LOQ	%						
Nerolidol	< LOQ	%						
R-(+)-Pulegone	< LOQ	%						
Eucalyptol	< LOQ	%						
p-Cymene	< LOQ	%						
(-)-Isopulegol	< LOQ	%						
Geranyl Acetate	< LOQ	%						
Guaiol	< LOQ	%						
Valencene	< LOQ	%						
Phytol	< LOQ	%						
Citronellol	< LOQ	%						
gamma-Terpinene	< LOQ	%						



Brian Weigel  
Lab Director

These results relate only to the sample included on this report. The report may not be reproduced except in full, without the written permission of SC Laboratories. Samples tested in accordance with Oregon Administrative Rules, TNI 2009 Standard and SC Laboratories quality assurance plan unless otherwise noted.

## Quality Control

### Terpene Analysis (Continued)

**Batch: B180395 - Potency/Terpenes (Continued)**

Duplicate(B180395-DUP1)		Extracted - 06/01/18 10:44 Analyzed - 06/01/18 18:54						
Analyte	Result	Units	Spike Level	Source Result	%REC	%REC Limits	RPD	RPD Limit
alpha Pinene	< LOQ	%		< LOQ				20
Myrcene	0.144	%		0.142			1.30	20
alpha Phellandrene	< LOQ	%		< LOQ				20
3-Carene	< LOQ	%		< LOQ				20
alpha Terpinene	< LOQ	%		< LOQ				20
Limonene	0.175	%		0.175			0.436	20
Terpinolene	< LOQ	%		< LOQ				20
Linalool	0.172	%		0.176			2.38	20
Fenchol	< LOQ	%		< LOQ				20
Borneol	< LOQ	%		< LOQ				20
Terpineol	< LOQ	%		< LOQ				20
Geraniol	< LOQ	%		< LOQ				20
alpha Humulene	0.814	%		0.694			16.0	20
beta Caryophyllene	1.705	%		1.665			2.33	20
Caryophyllene Oxide	0.184	%		0.161			12.9	20
alpha Bisabolol	0.269	%		0.259			3.64	20
Camphene	< LOQ	%		< LOQ				20
beta Pinene	< LOQ	%		< LOQ				20
Ocimene	< LOQ	%		< LOQ				20
Sabinene	< LOQ	%		< LOQ				20
Camphor	< LOQ	%		< LOQ				20
Isoborneol	< LOQ	%		< LOQ				20
Menthol	< LOQ	%		< LOQ				20
alpha Cedrene	< LOQ	%		< LOQ				20
Nerolidol	0.287	%		0.279			2.89	20
R-(+)-Pulegone	< LOQ	%		< LOQ				20
Eucalyptol	< LOQ	%		< LOQ				20
p-Cymene	< LOQ	%		< LOQ				20
(-)-Isopulegol	< LOQ	%		< LOQ				20
Geranyl Acetate	< LOQ	%		< LOQ				20
Guaiol	< LOQ	%		< LOQ				20
Valencene	< LOQ	%		< LOQ				20
Phytol	< LOQ	%		< LOQ				20
Citronellol	< LOQ	%		< LOQ				20
gamma-Terpinene	< LOQ	%		< LOQ				20



Brian Weigel  
Lab Director

These results relate only to the sample included on this report. The report may not be reproduced except in full, without the written permission of SC Laboratories. Samples tested in accordance with Oregon Administrative Rules, TNI 2009 Standard and SC Laboratories quality assurance plan unless otherwise noted.

Client: OM Client License: 10051970949 Date: 5/31/2018 Thermometer ID: 5  
 Location: 500 Industrial Requestor: Jamie Event ID: 18EOM31 Balance ID: 1  
 Sampling SOP: SC-OR-SAMP-003 Sampler: Joel Transporter: Joel Hygrometer ID: 1

Lab ORELAP ID: 4133  
 Lab OLCC ID: 1004748743D

Weight used (g)	Weight Set ID	Acceptance Criteria	Initial Measured	Initial P/F	Final Measured	Final P/F
0.5	1	±2.5%	0.2	F	0.2	F
200		±2.5%	200		200	



Container Type	METRC Harvest/Processing Lot ID #:				Product Type	Client Sample Name	Product Date	Batch Size (g)
Jar	180530NC-FECO				Concentrate	Nightmare Cookies FECO(THC + CBD)		2724
METRC Batch ID	Product Temp (°C)	Humidity (%)	# of Containers	Sample Media	# Zones	# of Inc.	1° Sample (g)	Sample Name
3541		38.7	1	Mylar	4	8	1	Nightmare Cookies FECO(THC + CBD) Primary
Lab Sample ID	Container ID		Increment Zone	Sampling Media Wt. (g)	Wt. Inc+Media (g)	Increment Weight (g)	Sample METRC ID#	
18EOM31-01	Nightmare Cookies FECO(THC + CBD)-1		A1	10	10.73	0.73		
18EOM31-01	Nightmare Cookies FECO(THC + CBD)-1		A1	10.73	11.6	0.87		
18EOM31-01	Nightmare Cookies FECO(THC + CBD)-1		A1	11.6	12.32	0.72		
18EOM31-01	Nightmare Cookies FECO(THC + CBD)-1		A2	12.32	13.04	0.72		
18EOM31-01	Nightmare Cookies FECO(THC + CBD)-1		A3	13.04	13.83	0.79		
18EOM31-01	Nightmare Cookies FECO(THC + CBD)-1		A3	13.83	14.62	0.79		
18EOM31-01	Nightmare Cookies FECO(THC + CBD)-1		A4	14.62	15.44	0.82		
18EOM31-01	Nightmare Cookies FECO(THC + CBD)-1		A4	15.44	16.37	0.93		
					Total Primary Mass = 6.37		Primary + Duplicate Mass = 0 g	

Observations and Abnormalities:	Batch #	Marks/Labels	Cont. Types/Sizes	Uniform	Plant Colors	Shape and Size	Sampling Plan

METRC Batch ID	Product Temp (°C)	Humidity (%)	# of Containers	Sample Media	# Zones	# of Inc.	1° Sample (g)	Sample Name
3541		38.7	1	Mylar	4	8	1	Nightmare Cookies FECO(THC + CBD) Duplicate
Lab Sample ID	Container ID		Increment Zone	Sampling Media Wt. (g)	Wt. Inc+Media (g)	Increment Weight (g)	Sample METRC ID#	
18EOM31-02	Nightmare Cookies FECO(THC + CBD)-1		A1	9.9	10.64	0.74		
18EOM31-02	Nightmare Cookies FECO(THC + CBD)-1		A2	10.64	11.44	0.8		
18EOM31-02	Nightmare Cookies FECO(THC + CBD)-1		A2	11.44	12.21	0.77		
18EOM31-02	Nightmare Cookies FECO(THC + CBD)-1		A4	12.21	13.01	0.8		
18EOM31-02	Nightmare Cookies FECO(THC + CBD)-1		A4	13.01	13.74	0.73		
18EOM31-02	Nightmare Cookies FECO(THC + CBD)-1		A4	13.74	14.5	0.76		
18EOM31-02	Nightmare Cookies FECO(THC + CBD)-1		A4	14.5	15.3	0.8		
18EOM31-02	Nightmare Cookies FECO(THC + CBD)-1		A4	15.3	16.02	0.72		
					Total Duplicate Mass = 6.12		Primary + Duplicate Mass = 0 g	

Batch #	Marks/Labels	Cont. Types/Sizes	Uniform	Plant Colors	Shape and Size	Sampling Plan

Observations and Abnormalities:							
---------------------------------	--	--	--	--	--	--	--

Container Type	METRC Harvest/Processing Lot ID #:				Product Type	Client Sample Name	Product Date	Batch Size (g)
Jar	180530CSS-FECO				Concentrate	Chem Dawg Sour Tsu FECO (CBD)		2724
METRC Batch ID	Product Temp (°C)	Humidity (%)	# of Containers	Sample Media	# Zones	# of Inc.	1° Sample (g)	Sample Name
3542		38.7	1	Mylar	4	8	1	Chem Dawg Sour Tsu FECO (CBD) Primary
Lab Sample ID	Container ID		Increment Zone	Sampling Media Wt. (g)	Wt. Inc+Media (g)	Increment Weight (g)	Sample METRC ID#	
18EOM31-03	Chem Dawg Sour Tsu FECO (CBD)-1		A1	9.93	10.76	0.83		
18EOM31-03	Chem Dawg Sour Tsu FECO (CBD)-1		A1	10.76	11.54	0.78		
18EOM31-03	Chem Dawg Sour Tsu FECO (CBD)-1		A2	11.54	12.36	0.82		
18EOM31-03	Chem Dawg Sour Tsu FECO (CBD)-1		A2	12.36	13.15	0.79		
18EOM31-03	Chem Dawg Sour Tsu FECO (CBD)-1		A2	13.15	14.1	0.95		
18EOM31-03	Chem Dawg Sour Tsu FECO (CBD)-1		A2	14.1	14.75	0.65		
18EOM31-03	Chem Dawg Sour Tsu FECO (CBD)-1		A3	14.75	15.49	0.74		
18EOM31-03	Chem Dawg Sour Tsu FECO (CBD)-1		A4	15.49	16.53	1.04		
					Total Primary Mass = 6.6		Primary + Duplicate Mass = 0 g	

Observations and Abnormalities:	Batch #	Marks/Labels	Cont. Types/Sizes	Uniform	Plant Colors	Shape and Size	Sampling Plan

METRC Batch ID	Product Temp (°C)	Humidity (%)	# of Containers	Sample Media	# Zones	# of Inc.	1° Sample (g)	Sample Name
3542		38.7	1	Mylar	4	8	1	Chem Dawg Sour Tsu FECO (CBD) Duplicate
Lab Sample ID	Container ID		Increment Zone	Sampling Media Wt. (g)	Wt. Inc+Media (g)	Increment Weight (g)	Sample METRC ID#	
18EOM31-04	Chem Dawg Sour Tsu FECO (CBD)-1		A2	9.97	10.74	0.77		
18EOM31-04	Chem Dawg Sour Tsu FECO (CBD)-1		A2	10.74	11.58	0.84		
18EOM31-04	Chem Dawg Sour Tsu FECO (CBD)-1		A2	11.58	12.34	0.76		
18EOM31-04	Chem Dawg Sour Tsu FECO (CBD)-1		A3	12.34	13.12	0.78		
18EOM31-04	Chem Dawg Sour Tsu FECO (CBD)-1		A3	13.12	13.89	0.77		
18EOM31-04	Chem Dawg Sour Tsu FECO (CBD)-1		A4	13.89	14.67	0.78		
18EOM31-04	Chem Dawg Sour Tsu FECO (CBD)-1		A4	14.67	15.46	0.79		
18EOM31-04	Chem Dawg Sour Tsu FECO (CBD)-1		A4	15.46	16.24	0.78		

					Total Duplicate Mass = 6.27	Primary + Duplicate Mass = 0 g	
Observations and Abnormalities:	Batch #	Marks/Labels	Cont. Types/Sizes	Uniform	Plant Colors	Shape and Size	Sampling Plan

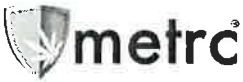
Container Type	METRC Harvest/Processing Lot ID #:				Product Type	Client Sample Name	Product Date	Batch Size (g)
Jar	180530VC				Concentrate	Viper Cookies		2724
METRC Batch ID	Product Temp (°C)	Humidity (%)	# of Containers	Sample Media	# Zones	# of Inc.	1° Sample (g)	Sample Name
3543		38.7	1	Mylar	4	8	1	Viper Cookies Primary
Lab Sample ID	Container ID		Increment Zone	Sampling Media Wt. (g)	Wt. Inc+Media (g)	Increment Weight (g)	Sample METRC ID#	
18EOM31-01	Viper Cookies-1		A1	9.95	10.82	0.87		
18EOM31-01	Viper Cookies-1		A2	10.82	11.67	0.85		
18EOM31-01	Viper Cookies-1		A2	11.67	12.51	0.84		
18EOM31-01	Viper Cookies-1		A2	12.51	13.24	0.73		
18EOM31-01	Viper Cookies-1		A2	13.24	14.01	0.77		
18EOM31-01	Viper Cookies-1		A3	14.01	14.79	0.78		
18EOM31-01	Viper Cookies-1		A4	14.79	15.73	0.94		
18EOM31-01	Viper Cookies-1		A4	15.73	16.47	0.74		
					Total Primary Mass = 6.52		Primary + Duplicate Mass = 0 g	

Observations and Abnormalities:	Batch #	Marks/Labels	Cont. Types/Sizes	Uniform	Plant Colors	Shape and Size	Sampling Plan

METRC Batch ID	Product Temp (°C)	Humidity (%)	# of Containers	Sample Media	# Zones	# of Inc.	1° Sample (g)	Sample Name
3543		38.7	1	Mylar	4	8	1	Viper Cookies Duplicate
Lab Sample ID	Container ID		Increment Zone	Sampling Media Wt. (g)	Wt. Inc+Media (g)	Increment Weight (g)	Sample METRC ID#	
18EOM31-02	Viper Cookies-1		A1	10.01	10.8	0.79		
18EOM31-02	Viper Cookies-1		A1	10.8	11.67	0.87		
18EOM31-02	Viper Cookies-1		A2	11.67	12.45	0.78		
18EOM31-02	Viper Cookies-1		A2	12.45	13.2	0.75		
18EOM31-02	Viper Cookies-1		A3	13.2	14.01	0.81		
18EOM31-02	Viper Cookies-1		A3	14.01	14.83	0.82		
18EOM31-02	Viper Cookies-1		A4	14.83	15.67	0.84		
18EOM31-02	Viper Cookies-1		A4	15.67	16.49	0.82		



					Total Duplicate Mass = 6.48		Primary + Duplicate Mass = 0 g
Observations and Abnormalities:	Batch #	Marks/Labels	Cont. Types/Sizes	Uniform	Plant Colors	Shape and Size	Sampling Plan



**OREGON LIQUOR CONTROL COMMISSION  
CANNABIS TRANSPORTATION MANIFEST**



18E0071


18E0065

All sales transactions are to be completed prior to transportation of any CANNABIS. The receiving entity may reject product delivered, but amount delivered must be limited to amount agreed upon in prior sales transaction.

<b>Manifest #:</b>	<b>0000745656</b>	<b>Date Created:</b>	<b>5/31/2018 11:07 AM</b>
<b>Originating Entity:</b>	OM Extracts	<b>For OLCC Use Only</b>	
<b>Originating License Number:</b>	030-10051970949		
<b>Address of Originating Entity:</b>	500 Industrial Circle, Units E, F, G, and H White City, OR 97503		
<b>Phone No. of Originating Entity:</b>	503-688-3289		
<b>Contact Phone No. for Inquiries:</b>	<b>503-688-3289</b>		
<b>Destination # 1:</b>	SC Laboratories	<b>Destination Phone No.:</b>	707-339-0050
<b>Destination License Number:</b>	010-1004748743D	<b>Date and Approximate Time of Departure:</b>	5/31/2018 11:03 AM
<b>Address of Destination:</b>	15865 SW 74th Avenue Ste 110 Tigard, OR 97224	<b>Date and Approximate Time of Arrival:</b>	5/31/2018 6:00 PM
		<b>Date/Time Received:</b>	<b>5-31-18 4:57</b>
		<b>Notes:</b> details for extenuating circumstances (e.g., road closure, flat tire, etc.)	
<b>Route to be Traveled:</b>	I-5 to Portland arriving at 15865 SW 74th Avenue , Ste 110, Tigard, OR 97224		
<b>Name of Person Transporting:</b>	Joel Glimpse	<b>Handler Permit No. of Driver:</b>	102682
<b>State Driver's License No.:</b>	9474950	<b>Signature of Person Transporting:</b>	
<b>Make, Model, License Plate No.:</b>	scion XB 175 JLS		
<b>Package Label</b>	<b>Harvest Name</b>	<b>Item Name</b>	<b>Weight/Quantity</b>
1A4010300014ADD000003535 Status: Shipped	VC	Viper Cookies CO2 Oil (Extracts)	Shp: 13.0000 g
1A4010300014ADD000003537 Status: Shipped	css 11/6	CSS CO2 FECO (CBD) (Extracts)	Shp: 12.8700 g
1A4010300014ADD000003538 Status: Shipped	GSC, NC 10/18, NC 10/19	Nightmare Cookies CO2 FECO (Extracts)	Shp: 12.4900 g
1A4010300014ADD000003539 Status: Shipped	sour tsu 10/19	Sour Tsu CO2 FECO R&D (Extracts)	Shp: 3.9000 g
1A4010300014ADD000003540 Status: Shipped	css 12/2	CSS CO2 FECO R&D (Extracts)	Shp: 3.3000 g
<b>PRODUCT REJECTION (if only a portion of shipment is rejected, circle that portion above)</b>			
<b>Name of Person Receiving or Rejecting Product:</b>	<b>Angelica Serr</b>		
I confirm that the contents of this shipment match weight records entered above, and I agree to take custody of those portions of this shipment <i>not</i> circled above. Those portions circled were returned to the individual delivering this shipment.			
<b>Signature:</b>		<b>Date:</b>	<b>5-31-18</b>
<b>Signature of individual taking receipt of rejected portion of this shipment:</b>			

18E0071

18E0065

<b>SC Laboratories Oregon LLC</b> 15865 SW 74th Avenue, Ste 110 Tigard OR, 97224 (503) 272-8830 ORELAP ID # 4133 www.sclabs.com	<b>CHAIN OF CUSTODY FORM</b>	Work Order #: <b>18E0065, 18E0071</b>	
		COC #: <b>1</b> of <b>1</b>	
		Received By: <b>AS</b>	
		Date: <b>5/31/18</b>	
Client: <b>OM Exts</b>	OLCC License #: <b>10051970949</b>	Courier: <b>SC Labs by JG/KF</b>	Sample Type Legend
Address: <b>SEED</b>	OLCC License Type:	Name of Sampler: <b>Joel Glimpse</b>	U - Usable Marijuana
Date Sampled: <b>5/31/18</b>	Phone:	Transfer Manifest #: <b>745656</b>	C - Concentrate
	Email:	Place where Sampled:	P - Product
		Sampler OLCC License #:	O - Other

Sample Name	Time	METRC Label	Unique Batch Number	SC Labs LIMS ID	Sample Type	Total Sample Mass	TESTS REQUESTED								Sample Specific Notes
							# of Increments	Potency	Wear Activity	Mobility Confiant	Pesticide	Residual Solvent	Terpene		
CSS		3542	3534		C	12.87		X				X	X	X	
UC		3543	3535	3535	C	15.2		X				X	X	X	
UC		3541	3538		C	12.09		X				X	X	X	
CSS Feco		3540			C							X			
Sour tin		3539			C							X			R+D

Notes/Special Considerations: Opt OUT of Sample Duplicate: Yes  No

<b>Samples Relinquished</b> Print Name: <u>James Bluff</u> Date: <u>5/31/18</u> Representative of: <u>OM Exts</u> Signature: <u>[Signature]</u> Time: <u>11:00 am</u>		<b>Samples Received</b> Print Name: <u>Joel</u> Date: <u>5/31/18</u> Representative of: <u>SC Labs</u> Signature: <u>[Signature]</u> Time: <u>11:01</u>		<b>Samples Relinquished</b> Print Name: <u>Joel</u> Date: <u>5/31</u> Representative of: <u>SC Labs</u> Signature: <u>[Signature]</u> Time: <u>2:15</u>		<b>Samples Received</b> Print Name: <u>SWTT FORSBERG</u> Date: _____ Representative of: <u>SC LABS</u> Signature: <u>[Signature]</u> Time: <u>2:15</u>	
--	--	--	--	--	--	---	--