

Sample Name: **Galactic Glue- FECO Primary**  
 Tested for: **OM Extracts**  
**Compliance Concentrate**

Laboratory ID: 18I0014-03

Matrix: Extracts and Concentrates

Sample Metrc ID: 1A4010300014ADD000006944

Lot # NA

Date Sampled: 09/07/18 09:25

Batch RFID: 1A4010300014ADD000006927

Date Accepted: 09/07/18

Batch Size: 2724 (g)

Results Valid Until: 09/07/19



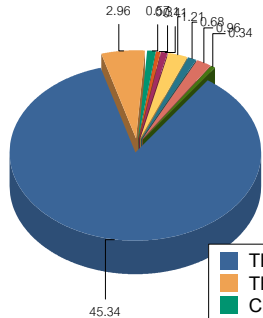
## Potency Analysis

Date Extracted: 09/10/18

Analysis Method/SOP: Potency

Date Analyzed: 09/10/18

\* - ORELAP certified analyte

Cannabinoids	% weight	mg/g	Cannabinoids Profile																				
<b>Total THC</b> ((THCA*0.877)+d9)	47.93	479.3	 <table border="1"> <tr><td>THC</td><td>45.34</td></tr> <tr><td>THCA</td><td>2.96</td></tr> <tr><td>CBD</td><td>0.57</td></tr> <tr><td>CBDA</td><td>0.31</td></tr> <tr><td>CBN</td><td>0.41</td></tr> <tr><td>CBG</td><td>1.21</td></tr> <tr><td>CBGA</td><td>0.68</td></tr> <tr><td>CBC</td><td>0.96</td></tr> <tr><td>THCV</td><td>0.34</td></tr> <tr><td><b>Total</b></td><td><b>52.77</b></td></tr> </table>	THC	45.34	THCA	2.96	CBD	0.57	CBDA	0.31	CBN	0.41	CBG	1.21	CBGA	0.68	CBC	0.96	THCV	0.34	<b>Total</b>	<b>52.77</b>
THC	45.34																						
THCA	2.96																						
CBD	0.57																						
CBDA	0.31																						
CBN	0.41																						
CBG	1.21																						
CBGA	0.68																						
CBC	0.96																						
THCV	0.34																						
<b>Total</b>	<b>52.77</b>																						
<b>Total CBD</b> ((CBDA*0.877)+CBD)	0.85	8.5																					
d9-THC (d9-Tetrahydrocannabinol)*	45.34	453.4																					
d8-THC (d8-Tetrahydrocannabinol)*	< LOQ	< LOQ																					
THCA (d9-Tetrahydrocannabinolic Acid)*	2.96	29.6																					
CBD (Cannabidiol)*	0.57	5.7																					
CBDA (Cannabidiolic Acid)*	0.31	3.1																					
CBN (Cannabinol)*	0.41	4.1																					
CBG (Cannabigerol)*	1.21	12.1																					
CBGA (Cannabigerolic Acid)	0.68	6.8																					
CBDV (Cannabidivarin)*	< LOQ	< LOQ																					
CBDVA (Cannabidivarinic Acid)	< LOQ	< LOQ																					
CBC (Cannabichromene)*	0.96	9.6																					
THCV (Tetrahydrocannabivarin)	0.34	3.4																					
<b>Total Cannabinoids</b>	<b>52.77</b>	<b>527.7</b>																					

<LOQ - Results below the Limit of Quantitation - Compound not detected



Brian Weigel  
 Lab Director

These results relate only to the sample included on this report. The report may not be reproduced except in full, without the written permission of SC Laboratories. Samples tested in accordance with Oregon Administrative Rules, TNI 2009 Standard and SC Laboratories quality assurance plan unless otherwise noted.

Sample Name: **Galactic Glue- FECO Duplicate**  
 Tested for: **OM Extracts**  
**Compliance Concentrate**

Laboratory ID: 18I0014-04

Matrix: Extracts and Concentrates

Sample Metrc ID: 1A4010300014ADD000006944

Lot # NA

Date Sampled: 09/07/18 09:32

Batch RFID: 1A4010300014ADD000006927

Date Accepted: 09/07/18

Batch Size: 2724 (g)

Results Valid Until: 09/07/19



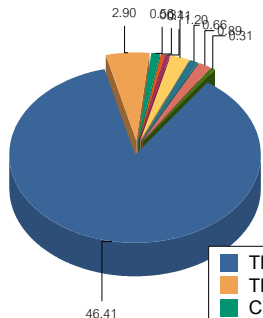
## Potency Analysis

Date Extracted: 09/10/18

Analysis Method/SOP: Potency

Date Analyzed: 09/10/18

\* - ORELAP certified analyte

Cannabinoids	% weight	mg/g	Cannabinoids Profile																				
<b>Total THC</b> ((THCA*0.877)+d9)	48.96	489.6	 <table border="1"> <tr><td>THC</td><td>46.41</td></tr> <tr><td>THCA</td><td>2.90</td></tr> <tr><td>CBD</td><td>0.56</td></tr> <tr><td>CBDA</td><td>0.31</td></tr> <tr><td>CBN</td><td>0.41</td></tr> <tr><td>CBG</td><td>1.20</td></tr> <tr><td>CBGA</td><td>0.66</td></tr> <tr><td>CBC</td><td>0.89</td></tr> <tr><td>THCV</td><td>0.31</td></tr> <tr><td><b>Total:</b></td><td><b>53.65</b></td></tr> </table>	THC	46.41	THCA	2.90	CBD	0.56	CBDA	0.31	CBN	0.41	CBG	1.20	CBGA	0.66	CBC	0.89	THCV	0.31	<b>Total:</b>	<b>53.65</b>
THC	46.41																						
THCA	2.90																						
CBD	0.56																						
CBDA	0.31																						
CBN	0.41																						
CBG	1.20																						
CBGA	0.66																						
CBC	0.89																						
THCV	0.31																						
<b>Total:</b>	<b>53.65</b>																						
<b>Total CBD</b> ((CBDA*0.877)+CBD)	0.83	8.3																					
d9-THC (d9-Tetrahydrocannabinol)*	46.41	464.1																					
d8-THC (d8-Tetrahydrocannabinol)*	< LOQ	< LOQ																					
THCA (d9-Tetrahydrocannabinolic Acid)*	2.90	29																					
CBD (Cannabidiol)*	0.56	5.6																					
CBDA (Cannabidiolic Acid)*	0.31	3.1																					
CBN (Cannabinol)*	0.41	4.1																					
CBG (Cannabigerol)*	1.20	12																					
CBGA (Cannabigerolic Acid)	0.66	6.6																					
CBDV (Cannabidivarin)*	< LOQ	< LOQ																					
CBDVA (Cannabidivarinic Acid)	< LOQ	< LOQ																					
CBC (Cannabichromene)*	0.89	8.9																					
THCV (Tetrahydrocannabivarin)	0.31	3.1																					
<b>Total Cannabinoids</b>	<b>53.65</b>	<b>536.5</b>																					

<LOQ - Results below the Limit of Quantitation - Compound not detected

Sample Name: **Galactic Glue- FECO**

Sample Metrc ID: 1A4010300014ADD000006944

	Primary Result %	Duplicate Result %	Average %	% RPD	Pass/Fail (<20%RPD)
<b>Total THC</b> ((THCA*0.877)+d9)	47.93	48.96	48.45	2.13	PASS

  
 Brian Weigel  
 Lab Director

These results relate only to the sample included on this report. The report may not be reproduced except in full, without the written permission of SC Laboratories. Samples tested in accordance with Oregon Administrative Rules, TNI 2009 Standard and SC Laboratories quality assurance plan unless otherwise noted.

<b>Sample Name:</b> Galactic Glue- FECO Primary	<b>Date Sampled:</b> 09/07/18 09:25
<b>Tested for:</b> OM Extracts Compliance Concentrate	<b>Date Accepted:</b> 09/07/18
<b>Laboratory ID:</b> 18I0014-03	<b>Results Valid Until:</b> 09/07/19
<b>Matrix:</b> Extracts and Concentrates	<b>Sample Metrc ID:</b> 1A4010300014ADD000006944
<b>Lot # NA</b>	<b>Batch RFID:</b> 1A4010300014ADD000006927
	<b>Batch Size:</b> 2724 (g)

**Terpene Analysis**

Date Extracted: 09/10/18 Analysis Method/SOP: Terpenes  
Date Analyzed: 09/10/18

Analyte	Result (%)	LOQ	Analyte	Result	LOQ
alpha Pinene	0.529	0.096	Myrcene	0.795	0.096
alpha Phellandrene	< LOQ	0.096	3-Carene	< LOQ	0.096
alpha Terpinene	< LOQ	0.096	Limonene	0.584	0.096
Terpinolene	0.165	0.096	Linalool	< LOQ	0.096
Fenchol	< LOQ	0.096	Borneol	< LOQ	0.096
Terpineol	< LOQ	0.096	Geraniol	< LOQ	0.096
alpha Humulene	1.343	0.096	beta Caryophyllene	4.007	0.096
Caryophyllene Oxide	< LOQ	0.096	alpha Bisabolol	1.318	0.096
Camphene	< LOQ	0.096	beta Pinene	< LOQ	0.096
Ocimene	< LOQ	0.096	Sabinene	< LOQ	0.096
Camphor	< LOQ	0.096	Isoborneol	< LOQ	0.096
Menthol	< LOQ	0.096	alpha Cedrene	< LOQ	0.096
Nerolidol	0.406	0.096	R-(+)-Pulegone	< LOQ	0.096
Eucalyptol	< LOQ	0.096	p-Cymene	< LOQ	0.096
(-)-Isopulegol	< LOQ	0.096	Geranyl Acetate	< LOQ	0.096
Guaiol	< LOQ	0.096	Valencene	0.560	0.096
Phytol	0.177	0.096	Citronellol	< LOQ	0.096
gamma-Terpinene	< LOQ	0.096			
			<b>Total Terpenes</b>	<b>9.883 %</b>	

<LOQ - Results below the Limit of Quantitation - Compound not detected  
Terpene Analysis is not ORELAP Accredited.

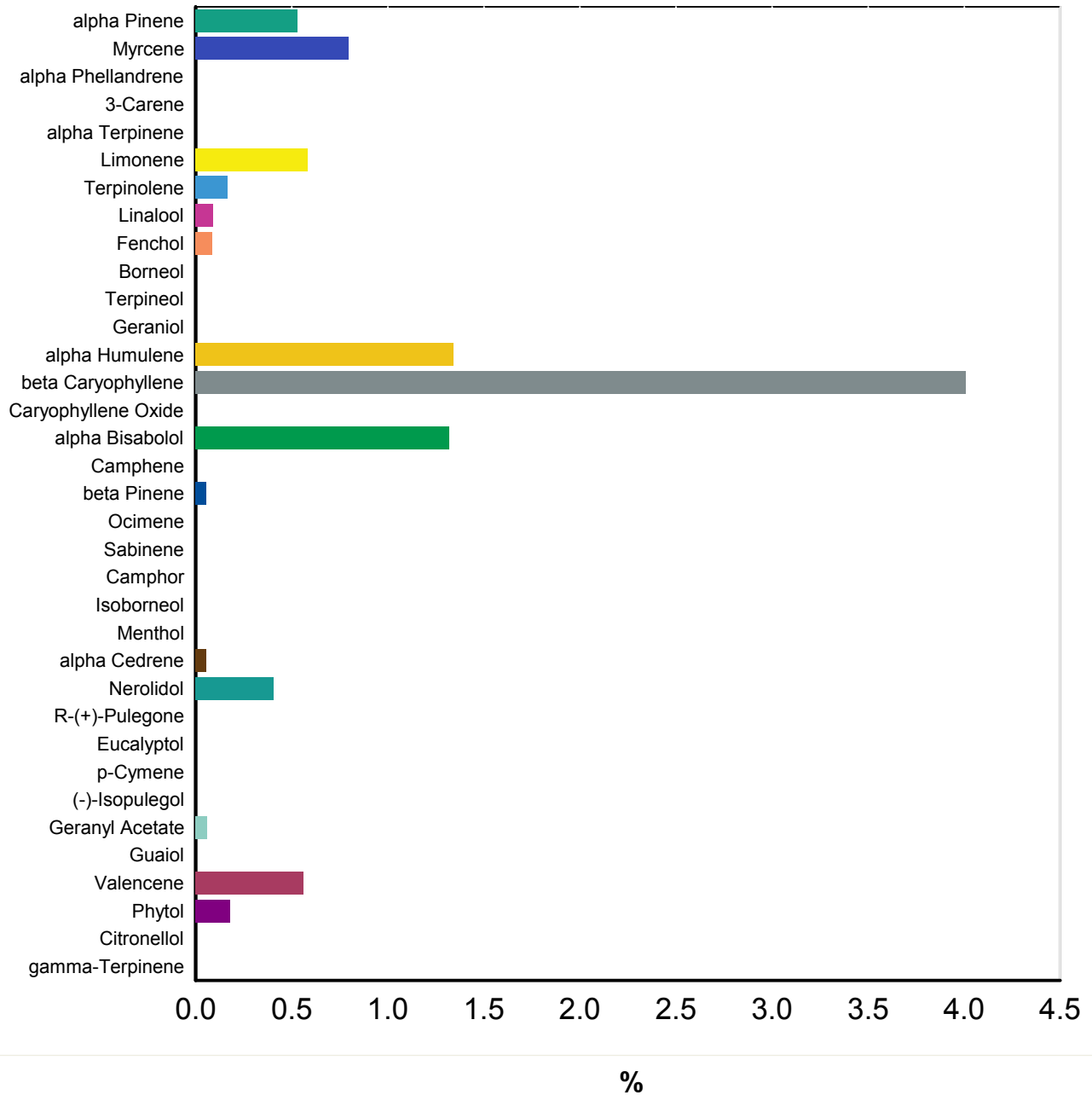


Brian Weigel  
Lab Director

These results relate only to the sample included on this report. The report may not be reproduced except in full, without the written permission of SC Laboratories. Samples tested in accordance with Oregon Administrative Rules, TNI 2009 Standard and SC Laboratories quality assurance plan unless otherwise noted.

Sample Name: <b>Galactic Glue- FECO F</b>	Date Sampled: <b>09/07/18 09:25</b>
Tested for: <b>OM Extracts</b>	Date Accepted: <b>09/07/18 17:37</b>
<b>Compliance Concentrate</b>	Results Valid Until: <b>09/07/19</b>
Laboratory ID: <b>18I0014-03</b>	Matrix: <b>Extracts and</b>
	Client/Metric ID: <b>1A4010300014ADD000006944</b>

**Terpene Profile**




Brian Weigel  
Lab Director

These results relate only to the sample included on this report. The report may not be reproduced except in full, without the written permission of SC Laboratories. Samples tested in accordance with Oregon Administrative Rules, TNI 2009 Standard and SC Laboratories quality assurance plan unless otherwise noted.

Sample Name: **Galactic Glue- FECO Primary** Date Sampled: **09/07/18 09:25**  
 Tested for: **OM Extracts** Date Accepted: **09/07/18**  
**Compliance Concentrate** Results Valid Until: **09/07/19**

Laboratory ID: **18I0014-03** Sample Metrc ID: **1A4010300014ADD000006944**  
 Matrix: **Extracts and Concentrates** Batch RFID: **1A4010300014ADD000006927**  
 Lot # **NA** Batch Size: **2724 (g)**

## Pesticide Analysis in ppm

Date Extracted: 09/10/18 Analysis Method/SOP: Pesticides  
 Date Analyzed: 09/10/18 Results above the action levels are highlighted in red #.

Analyte	Result	Action Level	LOQ	Analyte	Result	Action Level	LOQ
Abamectin	< LOQ	0.5	0.249	Acephate	< LOQ	0.4	0.199
Acequinocyl	< LOQ	2	0.997	Acetamiprid	< LOQ	0.2	0.100
Aldicarb	< LOQ	0.4	0.199	Azoxystrobin	< LOQ	0.2	0.100
Bifenazate	< LOQ	0.2	0.100	Bifenthrin	< LOQ	0.2	0.100
Boscalid	< LOQ	0.4	0.199	Carbaryl	< LOQ	0.2	0.100
Carbofuran	< LOQ	0.2	0.100	Chlorantraniliprole	< LOQ	0.2	0.100
Chlorfenapyr	< LOQ	1	0.498	Chlorpyrifos	< LOQ	0.2	0.100
Clofentezine	< LOQ	0.2	0.100	Cyfluthrin	< LOQ	1	0.498
Cypermethrin	< LOQ	1	0.498	Daminozide	< LOQ	1	0.498
DDVP (Dichlorvos)	< LOQ	1	0.498	Diazinon	< LOQ	0.2	0.100
Dimethoate	< LOQ	0.2	0.100	Ethoprophos	< LOQ	0.2	0.100
Etofenprox	< LOQ	0.4	0.199	Etoxazole	< LOQ	0.2	0.100
Fenoxycarb	< LOQ	0.2	0.100	Fenpyroximate	< LOQ	0.4	0.199
Fipronil	< LOQ	0.4	0.199	Fonicamid	< LOQ	1	0.498
Fludioxonil	< LOQ	0.4	0.199	Hexythiazox	< LOQ	1	0.498
Imazalil	< LOQ	0.2	0.100	Imidacloprid	< LOQ	0.4	0.199
Kresoxim-methyl	< LOQ	0.4	0.199	Malathion	< LOQ	0.2	0.100
Metalaxyl	< LOQ	0.2	0.100	Methiocarb	< LOQ	0.2	0.100
Methomyl	< LOQ	0.4	0.199	Methyl parathion	< LOQ	0.2	0.100
MGK-264	< LOQ	0.2	0.100	Myclobutanil	< LOQ	0.2	0.100
Naled	< LOQ	0.5	0.249	Oxamyl	< LOQ	1	0.498
Paclobutrazol	< LOQ	0.4	0.199	Permethrins (total)	< LOQ	0.2	0.100
Phosmet	< LOQ	0.2	0.100	Piperonyl butoxide	< LOQ	2	0.498
Prallethrin	< LOQ	0.2	0.100	Propiconazole	< LOQ	0.4	0.199
Propoxur	< LOQ	0.2	0.100	Pyrethrins (total)	< LOQ	1	0.498
Pyridaben	< LOQ	0.2	0.100	Spinosad	< LOQ	0.2	0.100
Spiromesifen	< LOQ	0.2	0.100	Spirotetramat	< LOQ	0.2	0.100
Spiroxamine	< LOQ	0.4	0.199	Tebuconazole	< LOQ	0.4	0.199
Thiacloprid	< LOQ	0.2	0.100	Thiamethoxam	< LOQ	0.2	0.100
Trifloxystrobin	< LOQ	0.2	0.100				

<LOQ - Results below the Limit of Quantitation - Compound not detected



Brian Weigel  
Lab Director

These results relate only to the sample included on this report. The report may not be reproduced except in full, without the written permission of SC Laboratories. Samples tested in accordance with Oregon Administrative Rules, TNI 2009 Standard and SC Laboratories quality assurance plan unless otherwise noted.

Sample Name: **Galactic Glue- FECO Duplicate** Date Sampled: **09/07/18 09:32**  
 Tested for: **OM Extracts** Date Accepted: **09/07/18**  
**Compliance Concentrate** Results Valid Until: **09/07/19**

Laboratory ID: **18I0014-04** Sample Metrc ID: **1A4010300014ADD000006944**  
 Matrix: **Extracts and Concentrates** Batch RFID: **1A4010300014ADD000006927**  
 Lot # **NA** Batch Size: **2724 (g)**

## Pesticide Analysis in ppm

Date Extracted: 09/10/18 Analysis Method/SOP: Pesticides  
 Date Analyzed: 09/10/18 Results above the action levels are highlighted in red #.

Analyte	Result	Action Level	LOQ	Analyte	Result	Action Level	LOQ
Abamectin	< LOQ	0.5	0.241	Acephate	< LOQ	0.4	0.193
Acequinocyl	< LOQ	2	0.966	Acetamiprid	< LOQ	0.2	0.097
Aldicarb	< LOQ	0.4	0.193	Azoxystrobin	< LOQ	0.2	0.097
Bifenazate	< LOQ	0.2	0.097	Bifenthrin	< LOQ	0.2	0.097
Boscalid	< LOQ	0.4	0.193	Carbaryl	< LOQ	0.2	0.097
Carbofuran	< LOQ	0.2	0.097	Chlorantraniliprole	< LOQ	0.2	0.097
Chlorfenapyr	< LOQ	1	0.483	Chlorpyrifos	< LOQ	0.2	0.097
Clofentezine	< LOQ	0.2	0.097	Cyfluthrin	< LOQ	1	0.483
Cypermethrin	< LOQ	1	0.483	Daminozide	< LOQ	1	0.483
DDVP (Dichlorvos)	< LOQ	1	0.483	Diazinon	< LOQ	0.2	0.097
Dimethoate	< LOQ	0.2	0.097	Ethoprophos	< LOQ	0.2	0.097
Etofenprox	< LOQ	0.4	0.193	Etoxazole	< LOQ	0.2	0.097
Fenoxycarb	< LOQ	0.2	0.097	Fenpyroximate	< LOQ	0.4	0.193
Fipronil	< LOQ	0.4	0.193	Fonicamid	< LOQ	1	0.483
Fludioxonil	< LOQ	0.4	0.193	Hexythiazox	< LOQ	1	0.483
Imazalil	< LOQ	0.2	0.097	Imidacloprid	< LOQ	0.4	0.193
Kresoxim-methyl	< LOQ	0.4	0.193	Malathion	< LOQ	0.2	0.097
Metalaxyl	< LOQ	0.2	0.097	Methiocarb	< LOQ	0.2	0.097
Methomyl	< LOQ	0.4	0.193	Methyl parathion	< LOQ	0.2	0.097
MGK-264	< LOQ	0.2	0.097	Myclobutanil	< LOQ	0.2	0.097
Naled	< LOQ	0.5	0.241	Oxamyl	< LOQ	1	0.483
Paclobutrazol	< LOQ	0.4	0.193	Permethrins (total)	< LOQ	0.2	0.097
Phosmet	< LOQ	0.2	0.097	Piperonyl butoxide	< LOQ	2	0.483
Prallethrin	< LOQ	0.2	0.097	Propiconazole	< LOQ	0.4	0.193
Propoxur	< LOQ	0.2	0.097	Pyrethrins (total)	< LOQ	1	0.483
Pyridaben	< LOQ	0.2	0.097	Spinosad	< LOQ	0.2	0.097
Spiromesifen	< LOQ	0.2	0.097	Spirotetramat	< LOQ	0.2	0.097
Spiroxamine	< LOQ	0.4	0.193	Tebuconazole	< LOQ	0.4	0.193
Thiacloprid	< LOQ	0.2	0.097	Thiamethoxam	< LOQ	0.2	0.097
Trifloxystrobin	< LOQ	0.2	0.097				

<LOQ - Results below the Limit of Quantitation - Compound not detected



Brian Weigel  
Lab Director

These results relate only to the sample included on this report. The report may not be reproduced except in full, without the written permission of SC Laboratories. Samples tested in accordance with Oregon Administrative Rules, TNI 2009 Standard and SC Laboratories quality assurance plan unless otherwise noted.

Sample Name: <b>Galactic Glue- FECO Primary</b>	Date Sampled: <b>09/07/18 09:25</b>
Tested for: <b>OM Extracts</b>	Date Accepted: <b>09/07/18</b>
<b>Compliance Concentrate</b>	Results Valid Until: <b>09/07/19</b>
Laboratory ID: <b>18I0014-03</b>	Sample Metric ID: <b>1A4010300014ADD000006944</b>
Matrix: <b>Extracts and Concentrates</b>	Batch RFID: <b>1A4010300014ADD000006927</b>
Lot # <b>NA</b>	Batch Size: <b>2724 (g)</b>

### Residual Solvents

Solvent	Results in ug/g	Action Level	LOQ	Date Extracted: 09/10/18
1,4-Dioxane	< LOQ	380	71.3	Date Analyzed: 09/10/18
2-Butanol	< LOQ	5000	438	Analysis Method/SOP: RST
2-Ethoxyethanol	< LOQ	160	30.0	
2-Propanol (IPA)	< LOQ	5000	438	
Acetone	< LOQ	5000	438	
Acetonitrile	< LOQ	400	76.9	
Benzene	< LOQ	2	0.750	
Butanes	< LOQ	5000	313	
Cyclohexane	< LOQ	3880	728	
Dichloromethane (methylene chloride)	< LOQ	600	113	
Ethyl acetate	< LOQ	5000	438	
Ethyl ether	< LOQ	5000	438	
Ethylbenzene	< LOQ	2170	406	
Ethylene glycol	< LOQ	620	116	
Ethylene oxide	< LOQ	50	37.5	
Heptane	< LOQ	5000	438	
Hexanes	< LOQ	290	54.4	
Isopropyl acetate	< LOQ	5000	438	
Isopropylbenzene (cumene)	< LOQ	70	13.1	
Methanol	< LOQ	3000	313	
Pentanes	< LOQ	5000	438	
Propane	< LOQ	5000	125	
Tetrahydrofuran	< LOQ	720	135	
Toluene	< LOQ	890	167	
Xylenes	< LOQ	2170	406	

<LOQ - Results below the Limit of Quantitation - Compound not detected  
 Results above the Action Level fail state testing requirements and will be highlighted **Red #**.



Brian Weigel  
 Lab Director

These results relate only to the sample included on this report. The report may not be reproduced except in full, without the written permission of SC Laboratories. Samples tested in accordance with Oregon Administrative Rules, TNI 2009 Standard and SC Laboratories quality assurance plan unless otherwise noted.

Sample Name: <b>Galactic Glue- FECO Duplicate</b>	Date Sampled: <b>09/07/18 09:32</b>
Tested for: <b>OM Extracts</b>	Date Accepted: <b>09/07/18</b>
<b>Compliance Concentrate</b>	Results Valid Until: <b>09/07/19</b>
Laboratory ID: <b>18I0014-04</b>	Sample Metric ID: <b>1A4010300014ADD000006944</b>
Matrix: <b>Extracts and Concentrates</b>	Batch RFID: <b>1A4010300014ADD000006927</b>
Lot # <b>NA</b>	Batch Size: <b>2724 (g)</b>

### Residual Solvents

Solvent	Results in ug/g	Action Level	LOQ
1,4-Dioxane	< LOQ	380	71.3
2-Butanol	< LOQ	5000	438
2-Ethoxyethanol	< LOQ	160	30.0
2-Propanol (IPA)	< LOQ	5000	438
Acetone	< LOQ	5000	438
Acetonitrile	< LOQ	400	76.9
Benzene	< LOQ	2	0.750
Butanes	< LOQ	5000	313
Cyclohexane	< LOQ	3880	728
Dichloromethane (methylene chloride)	< LOQ	600	113
Ethyl acetate	< LOQ	5000	438
Ethyl ether	< LOQ	5000	438
Ethylbenzene	< LOQ	2170	406
Ethylene glycol	< LOQ	620	116
Ethylene oxide	< LOQ	50	37.5
Heptane	< LOQ	5000	438
Hexanes	< LOQ	290	54.4
Isopropyl acetate	< LOQ	5000	438
Isopropylbenzene (cumene)	< LOQ	70	13.1
Methanol	< LOQ	3000	313
Pentanes	< LOQ	5000	438
Propane	< LOQ	5000	125
Tetrahydrofuran	< LOQ	720	135
Toluene	< LOQ	890	167
Xylenes	< LOQ	2170	406

Date Extracted: 09/10/18  
 Date Analyzed: 09/10/18  
 Analysis Method/SOP: RST

<LOQ - Results below the Limit of Quantitation - Compound not detected  
 Results above the Action Level fail state testing requirements and will be highlighted **Red #**.



Brian Weigel  
 Lab Director

These results relate only to the sample included on this report. The report may not be reproduced except in full, without the written permission of SC Laboratories. Samples tested in accordance with Oregon Administrative Rules, TNI 2009 Standard and SC Laboratories quality assurance plan unless otherwise noted.



**Case Narrative**

Revision:

09/12/2018 Report revised following investigation of client inquiry about unexpected results. Result of investigation indicated mislabeled sample containers and data has been relabeled correctly and re-reported. All previous iteration of this report should be discarded and are void.

**Quality Control  
Potency**

**Batch: B180766 - Potency/Terpenes**

<b>Blank(B180766-BLK1)</b>		<b>Extracted - 09/10/18 10:24 Analyzed - 09/10/18 15:50</b>						
Analyte	Result	Units	Spike Level	Source Result	%REC	%REC Limits	RPD	RPD Limit
d9-THC (d9-Tetrahydrocannabinol)	< LOQ	%						
d8-THC (d8-Tetrahydrocannabinol)	< LOQ	%						
THCA (d9-Tetrahydrocannabinolic Acid)	< LOQ	%						
CBD (Cannabidiol)	< LOQ	%						
CBDA (Cannabidiolic Acid)	< LOQ	%						
CBN (Cannabinol)	< LOQ	%						
CBG (Cannabigerol)	< LOQ	%						
CBGA (Cannabigerolic Acid)	< LOQ	%						
CBDV (Cannabidivarin)	< LOQ	%						
CBDVA (Cannabidivarinic Acid)	< LOQ	%						
CBC (Cannabichromene)	< LOQ	%						
THCV (Tetrahydrocannabivarin)	< LOQ	%						

<b>Duplicate(B180766-DUP1)</b>		<b>Extracted - 09/10/18 10:24 Analyzed - 09/10/18 15:59</b>						
Analyte	Result	Units	Spike Level	Source Result	%REC	%REC Limits	RPD	RPD Limit
d9-THC (d9-Tetrahydrocannabinol)	3.97	%		4.10			3.19	20
d8-THC (d8-Tetrahydrocannabinol)	< LOQ	%		< LOQ				20
THCA (d9-Tetrahydrocannabinolic Acid)	80.68	%		82.56			2.31	20
CBD (Cannabidiol)	< LOQ	%		< LOQ				20
CBDA (Cannabidiolic Acid)	0.20	%		0.21			1.30	20
CBN (Cannabinol)	< LOQ	%		< LOQ				20
CBG (Cannabigerol)	0.26	%		0.31			16.1	20
CBGA (Cannabigerolic Acid)	3.26	%		3.33			2.28	20
CBDV (Cannabidivarin)	< LOQ	%		< LOQ				20
CBDVA (Cannabidivarinic Acid)	0.13	%		0.14			5.56	20
CBC (Cannabichromene)	< LOQ	%		< LOQ				20
THCV (Tetrahydrocannabivarin)	< LOQ	%		< LOQ				20



Brian Weigel  
Lab Director

These results relate only to the sample included on this report. The report may not be reproduced except in full, without the written permission of SC Laboratories. Samples tested in accordance with Oregon Administrative Rules, TNI 2009 Standard and SC Laboratories quality assurance plan unless otherwise noted.

## Quality Control Potency (Continued)

**Batch: B180766 - Potency/Terpenes (Continued)**

LCS(B180766-BS1)		Extracted - 09/10/18 10:24 Analyzed - 09/10/18 15:42						
Analyte	Result	Units	Spike Level	Source Result	%REC	%REC Limits	RPD	RPD Limit
d9-THC (d9-Tetrahydrocannabinol)	0.19	%	0.200		92.6	80-120		
THCA (d9-Tetrahydrocannabinolic Acid)	0.20	%	0.200		97.6	80-120		
CBD (Cannabidiol)	0.19	%	0.200		96.7	80-120		
CBN (Cannabinol)	0.18	%	0.200		90.7	80-120		



Brian Weigel  
Lab Director

These results relate only to the sample included on this report. The report may not be reproduced except in full, without the written permission of SC Laboratories. Samples tested in accordance with Oregon Administrative Rules, TNI 2009 Standard and SC Laboratories quality assurance plan unless otherwise noted.

## Quality Control Pesticide Analysis

**Batch: B180768 - Pesticide Prep**

Analyte	Result	Units	Spike Level	Source Result	%REC	%REC Limits	RPD	RPD Limit
<b>Blank(B180768-BLK1)</b>			<b>Extracted - 09/10/18 10:35 Analyzed - 09/10/18 17:47</b>					
Abamectin	< LOQ	ppm						
Acephate	< LOQ	ppm						
Acequinocyl	< LOQ	ppm						
Acetamiprid	< LOQ	ppm						
Aldicarb	< LOQ	ppm						
Azoxystrobin	< LOQ	ppm						
Bifenazate	< LOQ	ppm						
Bifenthrin	< LOQ	ppm						
Boscalid	< LOQ	ppm						
Carbaryl	< LOQ	ppm						
Carbofuran	< LOQ	ppm						
Chlorantraniliprole	< LOQ	ppm						
Chlorfenapyr	< LOQ	ppm						
Chlorpyrifos	< LOQ	ppm						
Clofentezine	< LOQ	ppm						
Cyfluthrin	< LOQ	ppm						
Cypermethrin	< LOQ	ppm						
Daminozide	< LOQ	ppm						
DDVP (Dichlorvos)	< LOQ	ppm						
Diazinon	< LOQ	ppm						
Dimethoate	< LOQ	ppm						
Ethoprophos	< LOQ	ppm						
Etofenprox	< LOQ	ppm						
Etoxazole	< LOQ	ppm						
Fenoxycarb	< LOQ	ppm						
Fenpyroximate	< LOQ	ppm						
Fipronil	< LOQ	ppm						
Fonicamid	< LOQ	ppm						
Fludioxonil	< LOQ	ppm						
Hexythiazox	< LOQ	ppm						
Imazalil	< LOQ	ppm						
Imidacloprid	< LOQ	ppm						
Kresoxim-methyl	< LOQ	ppm						
Malathion	< LOQ	ppm						
Metalaxyl	< LOQ	ppm						



Brian Weigel  
Lab Director

These results relate only to the sample included on this report. The report may not be reproduced except in full, without the written permission of SC Laboratories. Samples tested in accordance with Oregon Administrative Rules, TNI 2009 Standard and SC Laboratories quality assurance plan unless otherwise noted.

## Quality Control

### Pesticide Analysis (Continued)

**Batch: B180768 - Pesticide Prep (Continued)**

Blank(B180768-BLK1)			Extracted - 09/10/18 10:35 Analyzed - 09/10/18 17:47					
Analyte	Result	Units	Spike Level	Source Result	%REC	%REC Limits	RPD	RPD Limit
Methiocarb	< LOQ	ppm						
Methomyl	< LOQ	ppm						
Methyl parathion	< LOQ	ppm						
MGK-264	< LOQ	ppm						
Myclobutanil	< LOQ	ppm						
Naled	< LOQ	ppm						
Oxamyl	< LOQ	ppm						
Paclbutrazol	< LOQ	ppm						
Permethrins (total)	< LOQ	ppm						
Phosmet	< LOQ	ppm						
Piperonyl butoxide	< LOQ	ppm						
Prallethrin	< LOQ	ppm						
Propiconazole	< LOQ	ppm						
Propoxur	< LOQ	ppm						
Pyrethrins (total)	< LOQ	ppm						
Pyridaben	< LOQ	ppm						
Spinosad	< LOQ	ppm						
Spiromesifen	< LOQ	ppm						
Spirotetramat	< LOQ	ppm						
Spiroxamine	< LOQ	ppm						
Tebuconazole	< LOQ	ppm						
Thiacloprid	< LOQ	ppm						
Thiamethoxam	< LOQ	ppm						
Trifloxystrobin	< LOQ	ppm						

LCS(B180768-BS1)			Extracted - 09/10/18 10:35 Analyzed - 09/10/18 18:03					
Analyte	Result	Units	Spike Level	Source Result	%REC	%REC Limits	RPD	RPD Limit
Acephate	0.93	ppm	1.00		93.4	70-130		
Acetamiprid	0.90	ppm	1.00		90.3	70-130		
Aldicarb	0.79	ppm	1.00		79.4	70-130		
Bifenazate	0.97	ppm	1.00		96.7	70-130		
Boscalid	0.93	ppm	1.00		93.2	70-130		
Chlorantraniliprole	0.78	ppm	1.00		77.5	70-130		
Chlorpyrifos	0.90	ppm	1.00		90.3	70-130		
Cyfluthrin	0.68	ppm	1.00		68.2	70-130		



Brian Weigel  
Lab Director

These results relate only to the sample included on this report. The report may not be reproduced except in full, without the written permission of SC Laboratories. Samples tested in accordance with Oregon Administrative Rules, TNI 2009 Standard and SC Laboratories quality assurance plan unless otherwise noted.

## Quality Control Pesticide Analysis (Continued)

Batch: B180768 - Pesticide Prep (Continued)

LCS(B180768-BS1)		Extracted - 09/10/18 10:35 Analyzed - 09/10/18 18:03						
Analyte	Result	Units	Spike Level	Source Result	%REC	%REC Limits	RPD	RPD Limit
DDVP (Dichlorvos)	0.80	ppm	1.00		79.7	70-130		
Ethoprophos	0.95	ppm	1.00		95.4	70-130		
Etoxazole	0.87	ppm	1.00		86.8	70-130		
Fenoxycarb	1.10	ppm	1.00		110	70-130		
Flonicamid	0.76	ppm	1.00		75.9	70-130		
Imazalil	0.98	ppm	1.00		98.2	70-130		
Imidacloprid	0.67	ppm	1.00		67.2	70-130		
Methiocarb	0.96	ppm	1.00		96.0	70-130		
Myclobutanil	0.89	ppm	1.00		88.8	70-130		
Oxamyl	0.95	ppm	1.00		95.3	70-130		
Paclobutrazol	1.05	ppm	1.00		105	70-130		
Piperonyl butoxide	0.99	ppm	1.00		98.5	70-130		
Prallethrin	0.96	ppm	1.00		95.6	70-130		
Propoxur	0.87	ppm	1.00		86.7	70-130		
Spiromesifen	0.94	ppm	1.00		94.3	70-130		
Spiroxamine	0.22	ppm	0.550		40.0	70-130		
Thiacloprid	0.96	ppm	1.00		95.6	70-130		
Thiamethoxam	1.05	ppm	1.00		105	70-130		
Trifloxystrobin	0.90	ppm	1.00		89.8	70-130		

Matrix Spike(B180768-MS1)		Extracted - 09/10/18 10:35 Analyzed - 09/10/18 18:19						
Analyte	Result	Units	Spike Level	Source Result	%REC	%REC Limits	RPD	RPD Limit
Acephate	1.71	ppm	1.88	< LOQ	90.9	70-130		
Acetamiprid	1.65	ppm	1.88	< LOQ	87.7	70-130		
Aldicarb	1.44	ppm	1.88	< LOQ	76.7	70-130		
Bifenazate	2.02	ppm	1.88	< LOQ	108	70-130		
Boscalid	2.09	ppm	1.88	< LOQ	111	70-130		
Chlorantraniliprole	1.33	ppm	1.88	< LOQ	70.9	70-130		
Chlorpyrifos	1.64	ppm	1.88	< LOQ	87.4	70-130		
Cyfluthrin	1.00	ppm	1.88	< LOQ	53.4	70-130		
DDVP (Dichlorvos)	1.51	ppm	1.88	< LOQ	80.6	70-130		
Ethoprophos	1.96	ppm	1.88	< LOQ	104	70-130		
Etoxazole	2.07	ppm	1.88	< LOQ	110	70-130		
Fenoxycarb	2.20	ppm	1.88	< LOQ	117	70-130		
Flonicamid	1.29	ppm	1.88	< LOQ	68.8	70-130		



Brian Weigel  
 Lab Director

These results relate only to the sample included on this report. The report may not be reproduced except in full, without the written permission of SC Laboratories. Samples tested in accordance with Oregon Administrative Rules, TNI 2009 Standard and SC Laboratories quality assurance plan unless otherwise noted.

## Quality Control

### Pesticide Analysis (Continued)

**Batch: B180768 - Pesticide Prep (Continued)**

Matrix Spike(B180768-MS1)			Extracted - 09/10/18 10:35 Analyzed - 09/10/18 18:19					
Analyte	Result	Units	Spike Level	Source Result	%REC	%REC Limits	RPD	RPD Limit
Imazalil	2.04	ppm	1.88	< LOQ	109	70-130		
Imidacloprid	1.64	ppm	1.88	< LOQ	87.3	70-130		
Methiocarb	1.78	ppm	1.88	< LOQ	94.9	70-130		
Myclobutanil	2.00	ppm	1.88	< LOQ	106	70-130		
Oxamyl	1.74	ppm	1.88	< LOQ	92.6	70-130		
Paclobutrazol	1.98	ppm	1.88	< LOQ	105	70-130		
Piperonyl butoxide	2.00	ppm	1.88	< LOQ	107	70-130		
Prallethrin	2.04	ppm	1.88	< LOQ	109	70-130		
Propoxur	1.65	ppm	1.88	< LOQ	87.5	70-130		
Spiromesifen	1.11	ppm	1.88	< LOQ	58.9	70-130		
Spiroxamine	1.08	ppm	1.03	< LOQ	104	70-130		
Thiacloprid	1.66	ppm	1.88	< LOQ	88.2	70-130		
Thiamethoxam	1.89	ppm	1.88	< LOQ	100	70-130		
Trifloxystrobin	2.40	ppm	1.88	< LOQ	128	70-130		

Matrix Spike Dup(B180768-MSD1)			Extracted - 09/10/18 10:35 Analyzed - 09/10/18					
Analyte	Result	Units	Spike Level	Source Result	%REC	%REC Limits	RPD	RPD Limit
Acephate	1.61	ppm	1.82	< LOQ	88.0	70-130	3.20	30
Acetamiprid	1.66	ppm	1.82	< LOQ	90.9	70-130	3.61	30
Aldicarb	1.46	ppm	1.82	< LOQ	79.9	70-130	4.08	30
Bifenazate	1.74	ppm	1.82	< LOQ	95.3	70-130	12.1	30
Boscalid	1.97	ppm	1.82	< LOQ	108	70-130	2.68	30
Chlorantraniliprole	1.50	ppm	1.82	< LOQ	82.1	70-130	14.6	30
Chlorpyrifos	1.37	ppm	1.82	< LOQ	75.0	70-130	15.2	30
Cyfluthrin	< LOQ	ppm	1.82	< LOQ		70-130		30
DDVP (Dichlorvos)	1.51	ppm	1.82	< LOQ	82.6	70-130	2.44	30
Ethoprophos	1.86	ppm	1.82	< LOQ	102	70-130	2.51	30
Etoxazole	1.85	ppm	1.82	< LOQ	101	70-130	7.97	30
Fenoxycarb	1.96	ppm	1.82	< LOQ	107	70-130	8.49	30
Flonicamid	1.29	ppm	1.82	< LOQ	70.5	70-130	2.46	30
Imazalil	1.82	ppm	1.82	< LOQ	99.9	70-130	8.41	30
Imidacloprid	1.08	ppm	1.82	< LOQ	59.1	70-130	38.5	30
Methiocarb	1.78	ppm	1.82	< LOQ	97.8	70-130	3.07	30
Myclobutanil	1.79	ppm	1.82	< LOQ	98.1	70-130	8.11	30
Oxamyl	1.65	ppm	1.82	< LOQ	90.7	70-130	2.12	30



Brian Weigel  
 Lab Director

These results relate only to the sample included on this report. The report may not be reproduced except in full, without the written permission of SC Laboratories. Samples tested in accordance with Oregon Administrative Rules, TNI 2009 Standard and SC Laboratories quality assurance plan unless otherwise noted.

## Quality Control Pesticide Analysis (Continued)

**Batch: B180768 - Pesticide Prep (Continued)**

Matrix Spike Dup(B180768-MSD1)			Extracted - 09/10/18 10:35 Analyzed - 09/10/18					
Analyte	Result	Units	Spike Level	Source Result	%REC	%REC Limits	RPD	RPD Limit
Paclobutrazol	1.70	ppm	1.82	< LOQ	93.0	70-130	12.3	30
Piperonyl butoxide	1.79	ppm	1.82	< LOQ	98.4	70-130	7.92	30
Prallethrin	1.76	ppm	1.82	< LOQ	96.4	70-130	11.8	30
Propoxur	1.66	ppm	1.82	< LOQ	90.8	70-130	3.67	30
Spiromesifen	1.00	ppm	1.82	< LOQ	54.7	70-130	7.35	30
Spiroxamine	1.00	ppm	1.00	< LOQ	99.5	70-130	4.47	30
Thiacloprid	1.71	ppm	1.82	< LOQ	93.8	70-130	6.14	30
Thiamethoxam	1.65	ppm	1.82	< LOQ	90.5	70-130	10.3	30
Trifloxystrobin	2.14	ppm	1.82	< LOQ	117	70-130	8.41	30



Brian Weigel  
Lab Director

These results relate only to the sample included on this report. The report may not be reproduced except in full, without the written permission of SC Laboratories. Samples tested in accordance with Oregon Administrative Rules, TNI 2009 Standard and SC Laboratories quality assurance plan unless otherwise noted.

## Quality Control Solvent Analysis

Batch: B180769 - Residual Solvent Prep

Blank(B180769-BLK1)			Extracted - 09/10/18 10:36 Analyzed - 09/10/18 16:44					
Analyte	Result	Units	Spike Level	Source Result	%REC	%REC Limits	RPD	RPD Limit
1,4-Dioxane	< LOQ	ug/g						
2-Butanol	< LOQ	ug/g						
2-Ethoxyethanol	< LOQ	ug/g						
2-Propanol (IPA)	< LOQ	ug/g						
Acetone	< LOQ	ug/g						
Acetonitrile	< LOQ	ug/g						
Benzene	< LOQ	ug/g						
Butanes	< LOQ	ug/g						
Cyclohexane	< LOQ	ug/g						
Dichloromethane (methylene chloride)	< LOQ	ug/g						
Ethyl acetate	< LOQ	ug/g						
Ethyl ether	< LOQ	ug/g						
Ethylbenzene	< LOQ	ug/g						
Ethylene glycol	< LOQ	ug/g						
Ethylene oxide	< LOQ	ug/g						
Heptane	< LOQ	ug/g						
Hexanes	< LOQ	ug/g						
Isopropyl acetate	< LOQ	ug/g						
Isopropylbenzene (cumene)	< LOQ	ug/g						
Methanol	< LOQ	ug/g						
Pentanes	< LOQ	ug/g						
Propane	< LOQ	ug/g						
Tetrahydrofuran	< LOQ	ug/g						
Toluene	< LOQ	ug/g						
Xylenes	< LOQ	ug/g						

LCS(B180769-BS1)			Extracted - 09/10/18 10:36 Analyzed - 09/10/18 15:41					
Analyte	Result	Units	Spike Level	Source Result	%REC	%REC Limits	RPD	RPD Limit
1,4-Dioxane	560	ug/g	570		98.2	70-130		
2,2-Dimethylbutane	486	ug/g	435		112	70-130		
2-Butanol	3900	ug/g	3500		111	70-130		
2-Ethoxyethanol	258	ug/g	240		108	70-130		
2-Methylbutane (isopentane)	4370	ug/g	3500		125	70-130		
2-Methylpentane/2,3-Dimethylbutane	968	ug/g	870		111	70-130		
2-Propanol (IPA)	4110	ug/g	3500		117	70-130		



Brian Weigel  
Lab Director

These results relate only to the sample included on this report. The report may not be reproduced except in full, without the written permission of SC Laboratories. Samples tested in accordance with Oregon Administrative Rules, TNI 2009 Standard and SC Laboratories quality assurance plan unless otherwise noted.



## Quality Control

### Solvent Analysis (Continued)

**Batch: B180769 - Residual Solvent Prep (Continued)**

LCS(B180769-BS1)		Extracted - 09/10/18 10:36 Analyzed - 09/10/18 15:41						
Analyte	Result	Units	Spike Level	Source Result	%REC	%REC Limits	RPD	RPD Limit
3-Methylpentane	471	ug/g	435		108	70-130		
Acetone	4310	ug/g	3500		123	70-130		
Acetonitrile	680	ug/g	615		111	70-130		
Benzene	2.86	ug/g	3.00		95.4	70-130		
Cyclohexane	6710	ug/g	5820		115	70-130		
Dichloromethane (methylene chloride)	1030	ug/g	900		114	70-130		
Ethyl acetate	3940	ug/g	3500		112	70-130		
Ethyl ether	4250	ug/g	3500		121	70-130		
Ethylbenzene	3300	ug/g	3250		101	70-130		
Ethylene glycol	1040	ug/g	930		111	70-130		
Heptane	3930	ug/g	3500		112	70-130		
Isopropyl acetate	3970	ug/g	3500		113	70-130		
Isopropylbenzene (cumene)	95.9	ug/g	105		91.3	70-130		
m,p-Xylene	6900	ug/g	6510		106	70-130		
Methanol	3030	ug/g	2500		121	70-130		
n-Hexane	468	ug/g	435		108	70-130		
n-Pentane	4370	ug/g	3500		125	70-130		
Tetrahydrofuran	1140	ug/g	1080		106	70-130		
Toluene	1330	ug/g	1340		99.5	70-130		
o-Xylene	3340	ug/g	3250		103	70-130		

Matrix Spike(B180769-MS1)		Extracted - 09/10/18 10:36 Analyzed - 09/10/18 16:02						
Analyte	Result	Units	Spike Level	Source Result	%REC	%REC Limits	RPD	RPD Limit
1,4-Dioxane	507	ug/g	547	< LOQ	92.7	70-130		
2,2-Dimethylbutane	449	ug/g	417	< LOQ	108	70-130		
2-Butanol	3510	ug/g	3360	< LOQ	104	70-130		
2-Ethoxyethanol	233	ug/g	230	< LOQ	101	70-130		
2-Methylbutane (isopentane)	4070	ug/g	3360	< LOQ	121	70-130		
2-Methylpentane/2,3-Dimethylbutane	895	ug/g	835	< LOQ	107	70-130		
2-Propanol (IPA)	3650	ug/g	3360	< LOQ	109	70-130		
3-Methylpentane	441	ug/g	417	< LOQ	106	70-130		
Acetone	3860	ug/g	3360	181	110	70-130		
Acetonitrile	627	ug/g	590	< LOQ	106	70-130		
Benzene	2.73	ug/g	2.88	< LOQ	94.9	70-130		
Cyclohexane	6430	ug/g	5590	< LOQ	115	70-130		



Brian Weigel  
Lab Director

These results relate only to the sample included on this report. The report may not be reproduced except in full, without the written permission of SC Laboratories. Samples tested in accordance with Oregon Administrative Rules, TNI 2009 Standard and SC Laboratories quality assurance plan unless otherwise noted.

## Quality Control

### Solvent Analysis (Continued)

**Batch: B180769 - Residual Solvent Prep (Continued)**

Matrix Spike(B180769-MS1)			Extracted - 09/10/18 10:36 Analyzed - 09/10/18 16:02					
Analyte	Result	Units	Spike Level	Source Result	%REC	%REC Limits	RPD	RPD Limit
Dichloromethane (methylene chloride)	975	ug/g	863	< LOQ	113	70-130		
Ethyl acetate	4850	ug/g	3360	1330	105	70-130		
Ethyl ether	3870	ug/g	3360	< LOQ	115	70-130		
Ethylbenzene	3240	ug/g	3120	< LOQ	104	70-130		
Ethylene glycol	1050	ug/g	892	< LOQ	118	70-130		
Heptane	3740	ug/g	3360	< LOQ	111	70-130		
Isopropyl acetate	3560	ug/g	3360	< LOQ	106	70-130		
Isopropylbenzene (cumene)	116	ug/g	101	< LOQ	115	70-130		
m,p-Xylene	6730	ug/g	6250	< LOQ	108	70-130		
Methanol	2750	ug/g	2400	83.8	111	70-130		
n-Hexane	444	ug/g	417	< LOQ	106	70-130		
n-Pentane	3930	ug/g	3360	< LOQ	117	70-130		
Tetrahydrofuran	1020	ug/g	1040	< LOQ	98.6	70-130		
Toluene	1310	ug/g	1280	< LOQ	102	70-130		
o-Xylene	3290	ug/g	3120	< LOQ	106	70-130		

Matrix Spike Dup(B180769-MSD1)			Extracted - 09/10/18 10:36 Analyzed - 09/10/18					
Analyte	Result	Units	Spike Level	Source Result	%REC	%REC Limits	RPD	RPD Limit
1,4-Dioxane	499	ug/g	545	< LOQ	91.6	70-130	1.45	30
2,2-Dimethylbutane	439	ug/g	416	< LOQ	105	70-130	2.18	30
2-Butanol	3430	ug/g	3350	< LOQ	102	70-130	2.32	30
2-Ethoxyethanol	229	ug/g	230	< LOQ	99.8	70-130	1.42	30
2-Methylbutane (isopentane)	3950	ug/g	3350	< LOQ	118	70-130	2.88	30
2-Methylpentane/2,3-Dimethylbutane	872	ug/g	833	< LOQ	105	70-130	2.54	30
2-Propanol (IPA)	3570	ug/g	3350	< LOQ	106	70-130	2.38	30
3-Methylpentane	427	ug/g	416	< LOQ	103	70-130	3.17	30
Acetone	3750	ug/g	3350	181	107	70-130	2.80	30
Acetonitrile	612	ug/g	589	< LOQ	104	70-130	2.38	30
Benzene	2.53	ug/g	2.87	< LOQ	88.2	70-130	7.54	30
Cyclohexane	6270	ug/g	5570	< LOQ	113	70-130	2.44	30
Dichloromethane (methylene chloride)	946	ug/g	861	< LOQ	110	70-130	2.99	30
Ethyl acetate	4780	ug/g	3350	1330	103	70-130	1.56	30
Ethyl ether	3770	ug/g	3350	< LOQ	113	70-130	2.64	30
Ethylbenzene	3190	ug/g	3110	< LOQ	103	70-130	1.53	30
Ethylene glycol	995	ug/g	890	< LOQ	112	70-130	5.69	30



Brian Weigel  
Lab Director

These results relate only to the sample included on this report. The report may not be reproduced except in full, without the written permission of SC Laboratories. Samples tested in accordance with Oregon Administrative Rules, TNI 2009 Standard and SC Laboratories quality assurance plan unless otherwise noted.

## Quality Control Solvent Analysis (Continued)

**Batch: B180769 - Residual Solvent Prep (Continued)**

Matrix Spike Dup(B180769-MSD1)			Extracted - 09/10/18 10:36 Analyzed - 09/10/18					
Analyte	Result	Units	Spike Level	Source Result	%REC	%REC Limits	RPD	RPD Limit
Heptane	3640	ug/g	3350	< LOQ	109	70-130	2.77	30
Isopropyl acetate	3460	ug/g	3350	< LOQ	103	70-130	2.95	30
Isopropylbenzene (cumene)	116	ug/g	100	< LOQ	115	70-130	0.233	30
m,p-Xylene	6640	ug/g	6230	< LOQ	107	70-130	1.30	30
Methanol	2680	ug/g	2390	83.8	108	70-130	2.65	30
n-Hexane	433	ug/g	416	< LOQ	104	70-130	2.54	30
n-Pentane	3860	ug/g	3350	< LOQ	115	70-130	1.72	30
Tetrahydrofuran	993	ug/g	1030	< LOQ	96.1	70-130	2.78	30
Toluene	1260	ug/g	1280	< LOQ	98.6	70-130	3.49	30
o-Xylene	3240	ug/g	3110	< LOQ	104	70-130	1.46	30



Brian Weigel  
Lab Director

These results relate only to the sample included on this report. The report may not be reproduced except in full, without the written permission of SC Laboratories. Samples tested in accordance with Oregon Administrative Rules, TNI 2009 Standard and SC Laboratories quality assurance plan unless otherwise noted.

## Quality Control Terpene Analysis

**Batch: B180767 - Potency/Terpenes**

Blank(B180767-BLK1)			Extracted - 09/10/18 10:33 Analyzed - 09/10/18 14:39					
Analyte	Result	Units	Spike Level	Source Result	%REC	%REC Limits	RPD	RPD Limit
alpha Pinene	< LOQ	%						
Myrcene	< LOQ	%						
alpha Phellandrene	< LOQ	%						
3-Carene	< LOQ	%						
alpha Terpinene	< LOQ	%						
Limonene	< LOQ	%						
Terpinolene	< LOQ	%						
Linalool	< LOQ	%						
Fenchol	< LOQ	%						
Borneol	< LOQ	%						
Terpineol	< LOQ	%						
Geraniol	< LOQ	%						
alpha Humulene	< LOQ	%						
beta Caryophyllene	< LOQ	%						
Caryophyllene Oxide	< LOQ	%						
alpha Bisabolol	< LOQ	%						
Camphene	< LOQ	%						
beta Pinene	< LOQ	%						
Ocimene	< LOQ	%						
Sabinene	< LOQ	%						
Camphor	< LOQ	%						
Isoborneol	< LOQ	%						
Menthol	< LOQ	%						
alpha Cedrene	< LOQ	%						
Nerolidol	< LOQ	%						
R-(+)-Pulegone	< LOQ	%						
Eucalyptol	< LOQ	%						
p-Cymene	< LOQ	%						
(-)-Isopulegol	< LOQ	%						
Geranyl Acetate	< LOQ	%						
Guaiol	< LOQ	%						
Valencene	< LOQ	%						
Phytol	< LOQ	%						
Citronellol	< LOQ	%						
gamma-Terpinene	< LOQ	%						



Brian Weigel  
Lab Director

These results relate only to the sample included on this report. The report may not be reproduced except in full, without the written permission of SC Laboratories. Samples tested in accordance with Oregon Administrative Rules, TNI 2009 Standard and SC Laboratories quality assurance plan unless otherwise noted.

## Quality Control

### Terpene Analysis (Continued)

**Batch: B180767 - Potency/Terpenes (Continued)**

Duplicate(B180767-DUP1)		Extracted - 09/10/18 10:33 Analyzed - 09/10/18 14:39						
Analyte	Result	Units	Spike Level	Source Result	%REC	%REC Limits	RPD	RPD Limit
alpha Pinene	0.145	%		0.146			0.934	20
Myrcene	1.116	%		1.150			2.94	20
alpha Phellandrene	< LOQ	%		< LOQ				20
3-Carene	< LOQ	%		< LOQ				20
alpha Terpinene	< LOQ	%		< LOQ				20
Limonene	0.818	%		0.842			2.89	20
Terpinolene	< LOQ	%		< LOQ				20
Linalool	0.153	%		0.159			3.90	20
Fenchol	< LOQ	%		< LOQ				20
Borneol	< LOQ	%		< LOQ				20
Terpineol	< LOQ	%		< LOQ				20
Geraniol	< LOQ	%		< LOQ				20
alpha Humulene	0.177	%		0.181			2.28	20
beta Caryophyllene	0.562	%		0.588			4.46	20
Caryophyllene Oxide	0.138	%		0.133			3.31	20
alpha Bisabolol	< LOQ	%		< LOQ				20
Camphene	< LOQ	%		< LOQ				20
beta Pinene	0.187	%		0.197			5.31	20
Ocimene	< LOQ	%		< LOQ				20
Sabinene	< LOQ	%		< LOQ				20
Camphor	< LOQ	%		< LOQ				20
Isoborneol	< LOQ	%		< LOQ				20
Menthol	< LOQ	%		< LOQ				20
alpha Cedrene	< LOQ	%		< LOQ				20
Nerolidol	0.253	%		< LOQ				20
R-(+)-Pulegone	< LOQ	%		< LOQ				20
Eucalyptol	< LOQ	%		< LOQ				20
p-Cymene	< LOQ	%		< LOQ				20
(-)-Isopulegol	< LOQ	%		< LOQ				20
Geranyl Acetate	< LOQ	%		< LOQ				20
Guaiol	< LOQ	%		< LOQ				20
Valencene	0.208	%		0.205			1.49	20
Phytol	0.349	%		< LOQ				20
Citronellol	< LOQ	%		< LOQ				20
gamma-Terpinene	< LOQ	%		< LOQ				20



Brian Weigel  
Lab Director

These results relate only to the sample included on this report. The report may not be reproduced except in full, without the written permission of SC Laboratories. Samples tested in accordance with Oregon Administrative Rules, TNI 2009 Standard and SC Laboratories quality assurance plan unless otherwise noted.





Observations and Abnormalities:							
---------------------------------	--	--	--	--	--	--	--

Container Type	METRC Harvest/Processing Lot ID #:				Product Type	Client Sample Name	Product Date	Batch Size (g)
Jar					Concentrate	Raspberry Diesel CBD- FECO		2270
METRC Batch ID	Product Temp (°C)	Humidity (%)	# of Containers	Sample Media	# Zones	# of Inc.	1° Sample (g)	Sample Name
6928	55.1	52	1	Vial	3	8	1	Raspberry Diesel CBD- FECO Primary
Lab Sample ID	Container ID		Increment Zone	Sampling Media Wt. (g)	Wt. Inc+Media (g)	Increment Weight (g)	Sample METRC ID#	
18IOM07-05	Raspberry Diesel CBD- FECO-1		A1	10	10.8	0.8	1A4010300014ADD000006947	
18IOM07-05	Raspberry Diesel CBD- FECO-1		A1	10.8	11.6	0.8	1A4010300014ADD000006947	
18IOM07-05	Raspberry Diesel CBD- FECO-1		A1	11.6	12.4	0.8	1A4010300014ADD000006947	
18IOM07-05	Raspberry Diesel CBD- FECO-1		A3	12.4	13.2	0.8	1A4010300014ADD000006947	
18IOM07-05	Raspberry Diesel CBD- FECO-1		A3	13.2	14	0.8	1A4010300014ADD000006947	
18IOM07-05	Raspberry Diesel CBD- FECO-1		A3	14	14.8	0.8	1A4010300014ADD000006947	
18IOM07-05	Raspberry Diesel CBD- FECO-1		A3	14.8	15.6	0.8	1A4010300014ADD000006947	
18IOM07-05	Raspberry Diesel CBD- FECO-1		A3	15.6	16.4	0.8	1A4010300014ADD000006947	
					Total Primary Mass = 6.4		Primary + Duplicate Mass = 0 g	
Observations and Abnormalities:	Batch #	Marks/Labels	Cont. Types/Sizes	Uniform	Plant Colors	Shape and Size	Sampling Plan	

METRC Batch ID	Product Temp (°C)	Humidity (%)	# of Containers	Sample Media	# Zones	# of Inc.	1° Sample (g)	Sample Name
6928	55.1	52	1	Vial	3	8	1	Raspberry Diesel CBD- FECO Duplicate
Lab Sample ID	Container ID		Increment Zone	Sampling Media Wt. (g)	Wt. Inc+Media (g)	Increment Weight (g)	Sample METRC ID#	
18IOM07-06	Raspberry Diesel CBD- FECO-1		A1	10.02	10.82	0.8	1A4010300014ADD000006947	
18IOM07-06	Raspberry Diesel CBD- FECO-1		A1	10.82	11.62	0.8	1A4010300014ADD000006947	
18IOM07-06	Raspberry Diesel CBD- FECO-1		A1	11.62	12.42	0.8	1A4010300014ADD000006947	
18IOM07-06	Raspberry Diesel CBD- FECO-1		A2	12.42	13.22	0.8	1A4010300014ADD000006947	
18IOM07-06	Raspberry Diesel CBD- FECO-1		A2	13.22	14.02	0.8	1A4010300014ADD000006947	
18IOM07-06	Raspberry Diesel CBD- FECO-1		A2	14.02	14.82	0.8	1A4010300014ADD000006947	
18IOM07-06	Raspberry Diesel CBD- FECO-1		A3	14.82	15.62	0.8	1A4010300014ADD000006947	
18IOM07-06	Raspberry Diesel CBD- FECO-1		A3	15.62	16.42	0.8	1A4010300014ADD000006947	
					Total Duplicate Mass = 6.4		Primary + Duplicate Mass = 0 g	



Observations and Abnormalities:	Batch #	Marks/Labels	Cont. Types/Sizes	Uniform	Plant Colors	Shape and Size	Sampling Plan



**OREGON LIQUOR CONTROL COMMISSION  
CANNABIS TRANSPORTATION MANIFEST**



1810014

All sales transactions are to be completed prior to transportation of any CANNABIS. The receiving entity may reject product delivered, but amount delivered must be limited to amount agreed upon in prior sales transaction.

<b>Manifest #:</b>	<b>0000958098</b>	<b>Date Created:</b>	<b>9/7/2018 10:19 AM</b>
<b>Originating Entity:</b>	OM Extracts	<b>For OLCC Use Only</b>	
<b>Originating License Number:</b>	030-10051970949		
<b>Address of Originating Entity:</b>	500 Industrial Circle, Units E, F, G, and H White City, OR 97503		
<b>Phone No. of Originating Entity:</b>	503-688-3289		
<b>Contact Phone No. for Inquiries:</b>	<b>503-688-3289</b>		
<b>Destination # 1:</b>	<b>SC Laboratories</b>	<b>Destination Phone No.:</b>	<b>707-339-0050</b>
<b>Destination License Number:</b>	010-1004748743D	<b>Date and Approximate Time of Departure:</b>	9/7/2018 10:15 AM
<b>Address of Destination:</b>	15865 SW 74th Avenue Ste 110 Tigard, OR 97224	<b>Date and Approximate Time of Arrival:</b>	9/7/2018 7:00 PM
		<b>Date/Time Received:</b>	9/7/18 17:37
		<b>Notes:</b> details for extenuating circumstances (e.g., road closure, flat tire, etc.)	
<b>Route to be Traveled:</b> I-5 North to Tigard, OR SC Labs 15865 SW 74th Ave Tigard, OR			
<b>Name of Person Transporting:</b>	Joel Glimpse/ Scott Forster	<b>Handler Permit No. of Driver:</b>	102682/22
<b>State Driver's License No.:</b>	9474950/A625521	<b>Signature of Person Transporting:</b>	
<b>Make, Model, License Plate No.:</b>	scion/nissan XB/NV 200 175 JLS/825 KAT		
<b>Package Details</b>	<b>Harvest Name</b>	<b>Item Name</b>	<b>Weight/Quantity</b>
1A4010300014ADD000006944 Lab Test: SubmittedForTesting Status: Shipped	GG 10/11	FECO Bulk - Galactic Glue (Extracts)	Shp: 12.8000 g
1A4010300014ADD000006946 Lab Test: SubmittedForTesting Status: Shipped	css 12/2	Vape Bulk - Chemdawg Sweet & Sour (Extracts)	Shp: 12.8600 g
1A4010300014ADD000006947 Lab Test: SubmittedForTesting Status: Shipped	RD1020, RDC1018, RDWF1107	FECO Bulk - Raspberry Diesel CBD (Extracts)	Shp: 12.8000 g
<b>PRODUCT REJECTION (if only a portion of shipment is rejected, circle that portion above)</b>			
<b>Name of Person Receiving or Rejecting Product:</b>	Justin Miller		
I confirm that the contents of this shipment match weight records entered above, and I agree to take custody of those portions of this shipment <i>not</i> circled above. Those portions circled were returned to the individual delivering this shipment.			
<b>Signature:</b>		<b>Date:</b>	9/7/18
<b>Signature of individual taking receipt of rejected portion of this shipment:</b>			

# CHAIN OF CUSTODY

SC Laboratories Oregon LLC  
 15865 SW 74th Avenue, Ste 110  
 Tigard OR, 97224  
 (503) 272-8830  
 ORELAP ID # 4133  
 www.sclabs.com

Client	OM Ext	COC #	1/1	1810014
Address	500 Industrial wy	Work Order #	1810M07	
Date Sampled	8/2/2018	Received By	Jen	
OLCC License #	10051970949	Received Date	9/7/18	
OLCC License Type	Processor	Courier	Joel Scott	
Email		Name of Sampler	Joel	
Phone	203-837-7495	Transfer Manifest #	958098	
Sampler OLCC License #	010-1004748743D	Place where Sampled	500 Industrial wy	

**TESTS REQUESTED**

Sample Name	Time	METRC Label	Unique Batch Number	SC Labs LIMS ID	Sample Type	Total Sample Mass	# of Increments	TESTS REQUESTED					Sample Specific Notes
								Potency	Water Activity	Moisture Content	Pesticide	Residual Solvent	
CSS Vape Primary	9:52	1A4010300014ADD000006946	CSS Vape	1810M07-01	C	6.46	8	X	X	X	X		
CSS Vape Duplicate	9:59	1A4010300014ADD000006946	CSS Vape	1810M07-02	C	6.4	8	X	X	X	X		
Galactic Glue- FECO Primary	9:25	1A4010300014ADD000006944	Galactic Glue-FECO	1810M07-03	C	6.4	8	X	X	X	X		
Galactic Glue- FECO Duplicate	9:32	1A4010300014ADD000006944	Galactic Glue-FECO	1810M07-04	C	6.4	8	X	X	X	X		
Raspberry Diesel CBD- FECO Primary	9:39	1A4010300014ADD000006947	Raspberry Diesel CBD-FECO	1810M07-05	C	6.4	8	X	X	X	X		
Raspberry Diesel CBD- FECO Duplicate	9:46	1A4010300014ADD000006947	Raspberry Diesel CBD-FECO	1810M07-06	C	6.4	8	X	X	X	X		

Notes/Special Considerations: Opt OUT of Sample Duplicate Yes  No

**Samples Relinquished**

**Samples Received**

Print Name: Terre Hill Date: 9/7/18  
 Representative of: AM Extracts LLC  
 Signature: [Signature] Time: 10:55am

Print Name: Terre Hill Date: 9/7/18  
 Representative of: SC Labs  
 Signature: [Signature] Time: 10:20

**Samples Relinquished**

**Samples Received**

Print Name: Terre Hill Date: 9/13/18  
 Representative of: SC Labs  
 Signature: [Signature] Time: 1:45

Print Name: Scott H Date: 9/14/18  
 Representative of: SC Labs  
 Signature: [Signature] Time: 1:45



Sample Type Legend

- U - Usable Marijuana
- C - Concentrate
- P - Product
- O - Other