

Sample Name: **CSS FECO Primary**  
 Tested for: **OM Extracts**  
**Compliance Concentrate**

Laboratory ID: 18J0041-01

Matrix: Extracts and Concentrates

Sample Metrc ID: 1A4010300014ADD000007989

Lot # 180824-CSS-FECO

Date Sampled: 10/10/18 12:16

Batch RFID: 1A4010300014ADD000005295

Date Accepted: 10/11/18

Batch Size: 2724 (g)

Results Valid Until: 10/10/19



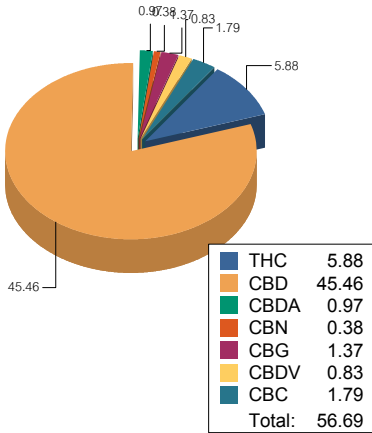
### Potency Analysis

Date Extracted: 10/15/18

Analysis Method/SOP: Potency

Date Analyzed: 10/15/18

\* - ORELAP certified analyte

Cannabinoids	% weight	mg/g	Cannabinoids Profile
<b>Total THC</b> ((THCA*0.877)+d9)	5.88	58.8	
<b>Total CBD</b> ((CBDA*0.877)+CBD)	46.31	463.1	
d9-THC (d9-Tetrahydrocannabinol)*	5.88	58.8	
d8-THC (d8-Tetrahydrocannabinol)*	< LOQ	< LOQ	
THCA (d9-Tetrahydrocannabinolic Acid)*	< LOQ	< LOQ	
CBD (Cannabidiol)*	45.46	454.6	
CBDA (Cannabidiolic Acid)*	0.97	9.7	
CBN (Cannabinol)*	0.38	3.8	
CBG (Cannabigerol)*	1.37	13.7	
CBGA (Cannabigerolic Acid)	< LOQ	< LOQ	
CBDV (Cannabidivarin)*	0.84	8.4	
CBDVA (Cannabidivarinic Acid)	< LOQ	< LOQ	
CBC (Cannabichromene)*	1.79	17.9	
THCV (Tetrahydrocannabivarin)	< LOQ	< LOQ	
<b>Total Cannabinoids</b>	56.69	566.9	

<LOQ - Results below the Limit of Quantitation - Compound not detected



Brian Weigel  
Lab Director

These results relate only to the sample included on this report. The report may not be reproduced except in full, without the written permission of SC Laboratories. Samples tested in accordance with Oregon Administrative Rules, TNI 2009 Standard and SC Laboratories quality assurance plan unless otherwise noted.

Sample Name: **CSS FECO Duplicate**  
 Tested for: **OM Extracts**  
**Compliance Concentrate**

Laboratory ID: 18J0041-02

Matrix: Extracts and Concentrates

Sample Metrc ID: 1A4010300014ADD000007989

Lot # 180824-CSS-FECO


Batch RFID: 1A4010300014ADD000005295

Batch Size: 2724 (g)

Date Sampled: 10/10/18 12:32

Date Accepted: 10/11/18

Results Valid Until: 10/10/19



## Potency Analysis

Date Extracted: 10/15/18

Analysis Method/SOP: Potency

Date Analyzed: 10/15/18

\* - ORELAP certified analyte

Cannabinoids	% weight	mg/g	Cannabinoids Profile																
<b>Total THC</b> ((THCA*0.877)+d9)	5.93	59.3	<table border="1"> <tr><td>THC</td><td>5.93</td></tr> <tr><td>CBD</td><td>45.99</td></tr> <tr><td>CBDA</td><td>0.96</td></tr> <tr><td>CBN</td><td>0.38</td></tr> <tr><td>CBG</td><td>1.36</td></tr> <tr><td>CBDV</td><td>0.88</td></tr> <tr><td>CBC</td><td>1.85</td></tr> <tr><td><b>Total:</b></td><td><b>57.35</b></td></tr> </table>	THC	5.93	CBD	45.99	CBDA	0.96	CBN	0.38	CBG	1.36	CBDV	0.88	CBC	1.85	<b>Total:</b>	<b>57.35</b>
THC	5.93																		
CBD	45.99																		
CBDA	0.96																		
CBN	0.38																		
CBG	1.36																		
CBDV	0.88																		
CBC	1.85																		
<b>Total:</b>	<b>57.35</b>																		
<b>Total CBD</b> ((CBDA*0.877)+CBD)	46.83	468.3																	
d9-THC (d9-Tetrahydrocannabinol)*	5.93	59.3																	
d8-THC (d8-Tetrahydrocannabinol)*	< LOQ	< LOQ																	
THCA (d9-Tetrahydrocannabinolic Acid)*	< LOQ	< LOQ																	
CBD (Cannabidiol)*	45.99	459.9																	
CBDA (Cannabidiolic Acid)*	0.96	9.6																	
CBN (Cannabinol)*	0.38	3.8																	
CBG (Cannabigerol)*	1.36	13.6																	
CBGA (Cannabigerolic Acid)	< LOQ	< LOQ																	
CBDV (Cannabidivarin)*	0.88	8.8																	
CBDVA (Cannabidivarinic Acid)	< LOQ	< LOQ																	
CBC (Cannabichromene)*	1.85	18.5																	
THCV (Tetrahydrocannabivarin)	< LOQ	< LOQ																	
<b>Total Cannabinoids</b>	<b>57.35</b>	<b>573.5</b>																	

<LOQ - Results below the Limit of Quantitation - Compound not detected

Sample Name: **CSS FECO**

Sample Metrc ID: 1A4010300014ADD000007989

	Primary Result	Duplicate Result	Average	% RPD	Pass/Fail (<20%RPD)
	%	%	%		
<b>Total THC</b> ((THCA*0.877)+d9)	5.88	5.93	5.91	0.847	PASS

  
 Brian Weigel  
 Lab Director

These results relate only to the sample included on this report. The report may not be reproduced except in full, without the written permission of SC Laboratories. Samples tested in accordance with Oregon Administrative Rules, TNI 2009 Standard and SC Laboratories quality assurance plan unless otherwise noted.

Sample Name: <b>CSS FECO Primary</b>	Date Sampled: <b>10/10/18 12:16</b>
Tested for: <b>OM Extracts</b>	Date Accepted: <b>10/11/18</b>
<b>Compliance Concentrate</b>	Results Valid Until: <b>10/10/19</b>
Laboratory ID: <b>18J0041-01</b>	Sample Metrc ID: <b>1A4010300014ADD000007989</b>
Matrix: <b>Extracts and Concentrates</b>	Batch RFID: <b>1A4010300014ADD000005295</b>
Lot # <b>180824-CSS-FECO</b>	Batch Size: <b>2724 (g)</b>

### Terpene Analysis

Date Extracted: 10/15/18      Analysis Method/SOP: Terpenes  
 Date Analyzed: 10/15/18

Analyte	Result (%)	LOQ	Analyte	Result	LOQ
alpha Pinene	< LOQ	0.096	Myrcene	0.229	0.096
alpha Phellandrene	< LOQ	0.096	3-Carene	< LOQ	0.096
alpha Terpinene	< LOQ	0.096	Limonene	0.364	0.096
Terpinolene	0.107	0.096	Linalool	< LOQ	0.096
Fenchol	< LOQ	0.096	Borneol	< LOQ	0.096
Terpineol	< LOQ	0.096	Geraniol	< LOQ	0.096
alpha Humulene	0.400	0.096	beta Caryophyllene	1.140	0.096
Caryophyllene Oxide	< LOQ	0.096	alpha Bisabolol	0.404	0.096
Camphene	< LOQ	0.096	beta Pinene	< LOQ	0.096
Ocimene	< LOQ	0.096	Sabinene	< LOQ	0.096
Camphor	< LOQ	0.096	Isoborneol	< LOQ	0.096
Menthol	< LOQ	0.096	alpha Cedrene	< LOQ	0.096
Nerolidol	< LOQ	0.096	R-(+)-Pulegone	< LOQ	0.096
Eucalyptol	< LOQ	0.096	p-Cymene	< LOQ	0.096
(-)-Isopulegol	< LOQ	0.096	Geranyl Acetate	< LOQ	0.096
Guaiol	0.174	0.096	Valencene	0.227	0.096
Phytol	< LOQ	0.096	Citronellol	< LOQ	0.096
gamma-Terpinene	< LOQ	0.096			
			<b>Total Terpenes</b>	<b>3.043 %</b>	

<LOQ - Results below the Limit of Quantitation - Compound not detected  
 Terpene Analysis is not ORELAP Accredited.



Brian Weigel  
 Lab Director

These results relate only to the sample included on this report. The report may not be reproduced except in full, without the written permission of SC Laboratories. Samples tested in accordance with Oregon Administrative Rules, TNI 2009 Standard and SC Laboratories quality assurance plan unless otherwise noted.

Sample Name: **CSS FECO Primary**

Date Sampled: **10/10/18 12:16**

Tested for: **OM Extracts**

Date Accepted: **10/11/18 18:20**

**Compliance Concentrate**

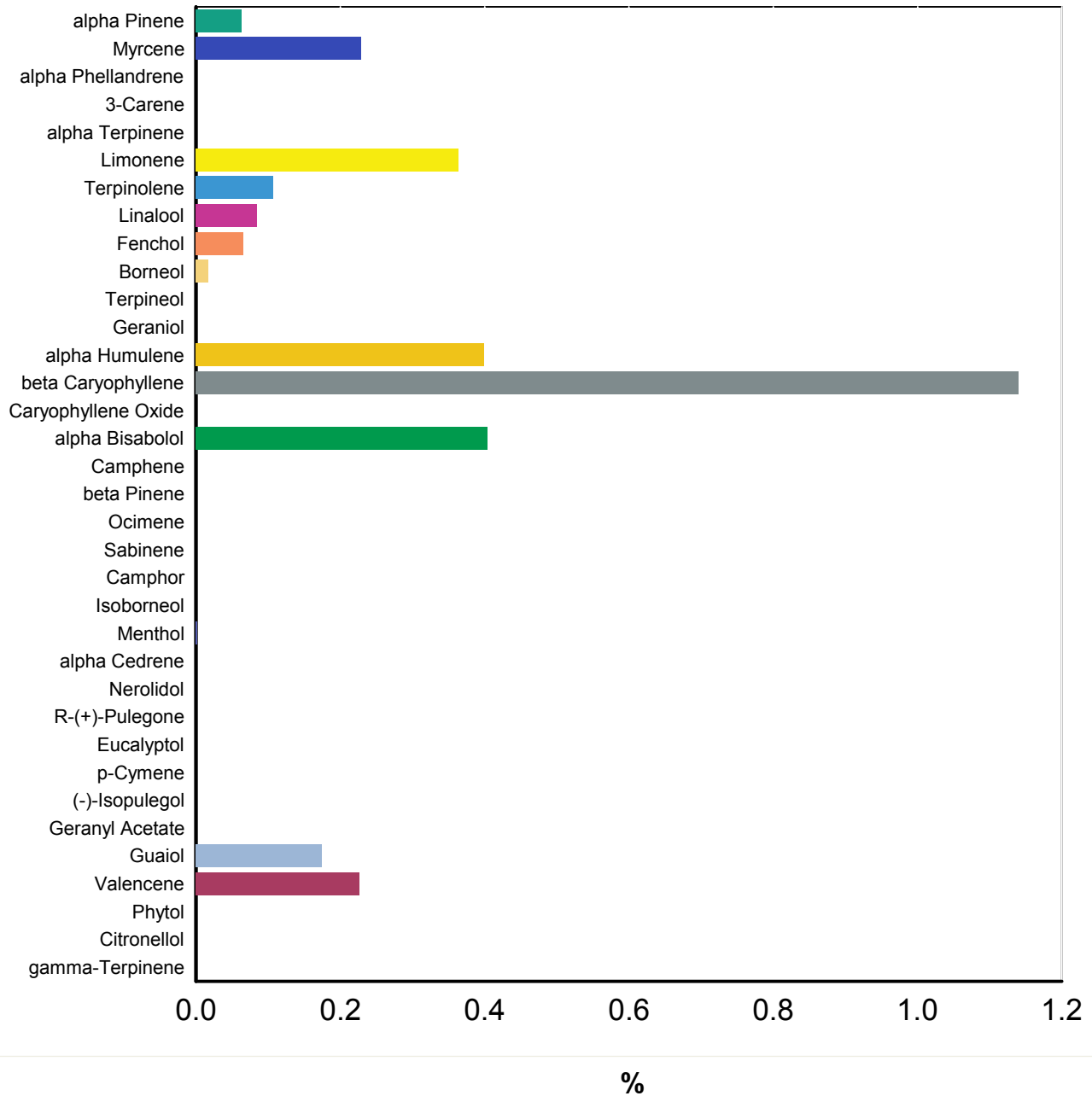
Results Valid Until: **10/10/19**

Laboratory ID: **18J0041-01**

Matrix: **Extracts and**

Client/Metric ID: **1A4010300014ADD000007989**

**Terpene Profile**




Brian Weigel  
Lab Director

These results relate only to the sample included on this report. The report may not be reproduced except in full, without the written permission of SC Laboratories. Samples tested in accordance with Oregon Administrative Rules, TNI 2009 Standard and SC Laboratories quality assurance plan unless otherwise noted.

Sample Name: **CSS FECO Primary** Date Sampled: **10/10/18 12:16**  
 Tested for: **OM Extracts** Date Accepted: **10/11/18**  
**Compliance Concentrate** Results Valid Until: **10/10/19**

Laboratory ID: **18J0041-01** Sample Metrc ID: **1A4010300014ADD000007989**  
 Matrix: **Extracts and Concentrates** Batch RFID: **1A4010300014ADD000005295**  
 Lot # **180824-CSS-FECO** Batch Size: **2724 (g)**

## Pesticide Analysis in ppm

Date Extracted: 10/12/18 Analysis Method/SOP: Pesticides  
 Date Analyzed: 10/16/18 Results above the action levels are highlighted in red #.

Analyte	Result	Action Level	LOQ	Analyte	Result	Action Level	LOQ
Abamectin	< LOQ	0.5	0.242	Acephate	< LOQ	0.4	0.194
Acequinocyl	< LOQ	2	0.969	Acetamiprid	< LOQ	0.2	0.097
Aldicarb	< LOQ	0.4	0.194	Azoxystrobin	< LOQ	0.2	0.097
Bifenazate	< LOQ	0.2	0.097	Bifenthrin	< LOQ	0.2	0.097
Boscalid	< LOQ	0.4	0.194	Carbaryl	< LOQ	0.2	0.097
Carbofuran	< LOQ	0.2	0.097	Chlorantraniliprole	< LOQ	0.2	0.097
Chlorfenapyr	< LOQ	1	0.485	Chlorpyrifos	< LOQ	0.2	0.097
Clofentezine	< LOQ	0.2	0.097	Cyfluthrin	< LOQ	1	0.485
Cypermethrin	< LOQ	1	0.485	Daminozide	< LOQ	1	0.485
DDVP (Dichlorvos)	< LOQ	1	0.485	Diazinon	< LOQ	0.2	0.097
Dimethoate	< LOQ	0.2	0.097	Ethoprophos	< LOQ	0.2	0.097
Etofenprox	< LOQ	0.4	0.194	Etoxazole	< LOQ	0.2	0.097
Fenoxycarb	< LOQ	0.2	0.097	Fenpyroximate	< LOQ	0.4	0.194
Fipronil	< LOQ	0.4	0.194	Fonicamid	< LOQ	1	0.485
Fludioxonil	< LOQ	0.4	0.194	Hexythiazox	< LOQ	1	0.485
Imazalil	< LOQ	0.2	0.097	Imidacloprid	< LOQ	0.4	0.194
Kresoxim-methyl	< LOQ	0.4	0.194	Malathion	< LOQ	0.2	0.097
Metalaxyl	< LOQ	0.2	0.097	Methiocarb	< LOQ	0.2	0.097
Methomyl	< LOQ	0.4	0.194	Methyl parathion	< LOQ	0.2	0.097
MGK-264	< LOQ	0.2	0.097	Myclobutanil	< LOQ	0.2	0.097
Naled	< LOQ	0.5	0.242	Oxamyl	< LOQ	1	0.485
Paclobutrazol	< LOQ	0.4	0.194	Permethrins (total)	< LOQ	0.2	0.097
Phosmet	< LOQ	0.2	0.097	Piperonyl butoxide	< LOQ	2	0.485
Prallethrin	< LOQ	0.2	0.097	Propiconazole	< LOQ	0.4	0.194
Propoxur	< LOQ	0.2	0.097	Pyrethrins (total)	< LOQ	1	0.485
Pyridaben	< LOQ	0.2	0.097	Spinosad	< LOQ	0.2	0.097
Spiromesifen	< LOQ	0.2	0.097	Spirotetramat	< LOQ	0.2	0.097
Spiroxamine	< LOQ	0.4	0.194	Tebuconazole	< LOQ	0.4	0.194
Thiacloprid	< LOQ	0.2	0.097	Thiamethoxam	< LOQ	0.2	0.097
Trifloxystrobin	< LOQ	0.2	0.097				

<LOQ - Results below the Limit of Quantitation - Compound not detected



Brian Weigel  
Lab Director

These results relate only to the sample included on this report. The report may not be reproduced except in full, without the written permission of SC Laboratories. Samples tested in accordance with Oregon Administrative Rules, TNI 2009 Standard and SC Laboratories quality assurance plan unless otherwise noted.

Sample Name: **CSS FECO Duplicate** Date Sampled: **10/10/18 12:32**  
 Tested for: **OM Extracts** Date Accepted: **10/11/18**  
**Compliance Concentrate** Results Valid Until: **10/10/19**

Laboratory ID: **18J0041-02** Sample Metrc ID: **1A4010300014ADD000007989**  
 Matrix: **Extracts and Concentrates** Batch RFID: **1A4010300014ADD000005295**  
 Lot # **180824-CSS-FECO** Batch Size: **2724 (g)**

## Pesticide Analysis in ppm

Date Extracted: 10/12/18 Analysis Method/SOP: Pesticides  
 Date Analyzed: 10/16/18 Results above the action levels are highlighted in red #.

Analyte	Result	Action Level	LOQ	Analyte	Result	Action Level	LOQ
Abamectin	< LOQ	0.5	0.245	Acephate	< LOQ	0.4	0.196
Acequinocyl	< LOQ	2	0.979	Acetamiprid	< LOQ	0.2	0.098
Aldicarb	< LOQ	0.4	0.196	Azoxystrobin	< LOQ	0.2	0.098
Bifenazate	< LOQ	0.2	0.098	Bifenthrin	< LOQ	0.2	0.098
Boscalid	< LOQ	0.4	0.196	Carbaryl	< LOQ	0.2	0.098
Carbofuran	< LOQ	0.2	0.098	Chlorantraniliprole	< LOQ	0.2	0.098
Chlorfenapyr	< LOQ	1	0.489	Chlorpyrifos	< LOQ	0.2	0.098
Clofentezine	< LOQ	0.2	0.098	Cyfluthrin	< LOQ	1	0.489
Cypermethrin	< LOQ	1	0.489	Daminozide	< LOQ	1	0.489
DDVP (Dichlorvos)	< LOQ	1	0.489	Diazinon	< LOQ	0.2	0.098
Dimethoate	< LOQ	0.2	0.098	Ethoprophos	< LOQ	0.2	0.098
Etofenprox	< LOQ	0.4	0.196	Etoxazole	< LOQ	0.2	0.098
Fenoxycarb	< LOQ	0.2	0.098	Fenpyroximate	< LOQ	0.4	0.196
Fipronil	< LOQ	0.4	0.196	Fonicamid	< LOQ	1	0.489
Fludioxonil	< LOQ	0.4	0.196	Hexythiazox	< LOQ	1	0.489
Imazalil	< LOQ	0.2	0.098	Imidacloprid	< LOQ	0.4	0.196
Kresoxim-methyl	< LOQ	0.4	0.196	Malathion	< LOQ	0.2	0.098
Metalaxyl	< LOQ	0.2	0.098	Methiocarb	< LOQ	0.2	0.098
Methomyl	< LOQ	0.4	0.196	Methyl parathion	< LOQ	0.2	0.098
MGK-264	< LOQ	0.2	0.098	Myclobutanil	< LOQ	0.2	0.098
Naled	< LOQ	0.5	0.245	Oxamyl	< LOQ	1	0.489
Paclobutrazol	< LOQ	0.4	0.196	Permethrins (total)	< LOQ	0.2	0.098
Phosmet	< LOQ	0.2	0.098	Piperonyl butoxide	< LOQ	2	0.489
Prallethrin	< LOQ	0.2	0.098	Propiconazole	< LOQ	0.4	0.196
Propoxur	< LOQ	0.2	0.098	Pyrethrins (total)	< LOQ	1	0.489
Pyridaben	< LOQ	0.2	0.098	Spinosad	< LOQ	0.2	0.098
Spiromesifen	< LOQ	0.2	0.098	Spirotetramat	< LOQ	0.2	0.098
Spiroxamine	< LOQ	0.4	0.196	Tebuconazole	< LOQ	0.4	0.196
Thiacloprid	< LOQ	0.2	0.098	Thiamethoxam	< LOQ	0.2	0.098
Trifloxystrobin	< LOQ	0.2	0.098				

<LOQ - Results below the Limit of Quantitation - Compound not detected



Brian Weigel  
Lab Director

These results relate only to the sample included on this report. The report may not be reproduced except in full, without the written permission of SC Laboratories. Samples tested in accordance with Oregon Administrative Rules, TNI 2009 Standard and SC Laboratories quality assurance plan unless otherwise noted.

Sample Name: <b>CSS FECO Primary</b>	Date Sampled: <b>10/10/18 12:16</b>
Tested for: <b>OM Extracts</b>	Date Accepted: <b>10/11/18</b>
<b>Compliance Concentrate</b>	Results Valid Until: <b>10/10/19</b>
Laboratory ID: <b>18J0041-01</b>	Sample Metric ID: <b>1A4010300014ADD000007989</b>
Matrix: <b>Extracts and Concentrates</b>	Batch RFID: <b>1A4010300014ADD000005295</b>
Lot # <b>180824-CSS-FECO</b>	Batch Size: <b>2724 (g)</b>

**Residual Solvents**

Solvent	Results in ug/g	Action Level	LOQ	Date Extracted: 10/12/18
1,4-Dioxane	< LOQ	380	71.3	Date Analyzed: 10/12/18
2-Butanol	< LOQ	5000	438	Analysis Method/SOP: RST
2-Ethoxyethanol	< LOQ	160	30.0	
2-Propanol (IPA)	< LOQ	5000	438	
Acetone	< LOQ	5000	438	
Acetonitrile	< LOQ	400	76.9	
Benzene	< LOQ	2	0.750	
Butanes	< LOQ	5000	313	
Cyclohexane	< LOQ	3880	728	
Dichloromethane (methylene chloride)	< LOQ	600	113	
Ethyl acetate	< LOQ	5000	438	
Ethyl ether	< LOQ	5000	438	
Ethylbenzene	< LOQ	2170	406	
Ethylene glycol	< LOQ	620	116	
Ethylene oxide	< LOQ	50	37.5	
Heptane	< LOQ	5000	438	
Hexanes	< LOQ	290	54.4	
Isopropyl acetate	< LOQ	5000	438	
Isopropylbenzene (cumene)	< LOQ	70	13.1	
Methanol	< LOQ	3000	313	
Pentanes	< LOQ	5000	438	
Propane	< LOQ	5000	125	
Tetrahydrofuran	< LOQ	720	135	
Toluene	< LOQ	890	167	
Xylenes	< LOQ	2170	406	

<LOQ - Results below the Limit of Quantitation - Compound not detected  
Results above the Action Level fail state testing requirements and will be highlighted **Red #**.



Brian Weigel  
Lab Director

These results relate only to the sample included on this report. The report may not be reproduced except in full, without the written permission of SC Laboratories. Samples tested in accordance with Oregon Administrative Rules, TNI 2009 Standard and SC Laboratories quality assurance plan unless otherwise noted.

Sample Name: <b>CSS FECO Duplicate</b>	Date Sampled: <b>10/10/18 12:32</b>
Tested for: <b>OM Extracts</b>	Date Accepted: <b>10/11/18</b>
<b>Compliance Concentrate</b>	Results Valid Until: <b>10/10/19</b>
Laboratory ID: <b>18J0041-02</b>	Sample Metric ID: <b>1A4010300014ADD000007989</b>
Matrix: <b>Extracts and Concentrates</b>	Batch RFID: <b>1A4010300014ADD000005295</b>
Lot # <b>180824-CSS-FECO</b>	Batch Size: <b>2724 (g)</b>

### Residual Solvents

Solvent	Results in ug/g	Action Level	LOQ	Date Extracted: 10/12/18
1,4-Dioxane	< LOQ	380	71.3	Date Analyzed: 10/12/18
2-Butanol	< LOQ	5000	438	Analysis Method/SOP: RST
2-Ethoxyethanol	< LOQ	160	30.0	
2-Propanol (IPA)	< LOQ	5000	438	
Acetone	< LOQ	5000	438	
Acetonitrile	< LOQ	400	76.9	
Benzene	< LOQ	2	0.750	
Butanes	< LOQ	5000	313	
Cyclohexane	< LOQ	3880	728	
Dichloromethane (methylene chloride)	< LOQ	600	113	
Ethyl acetate	< LOQ	5000	438	
Ethyl ether	< LOQ	5000	438	
Ethylbenzene	< LOQ	2170	406	
Ethylene glycol	< LOQ	620	116	
Ethylene oxide	< LOQ	50	37.5	
Heptane	< LOQ	5000	438	
Hexanes	< LOQ	290	54.4	
Isopropyl acetate	< LOQ	5000	438	
Isopropylbenzene (cumene)	< LOQ	70	13.1	
Methanol	< LOQ	3000	313	
Pentanes	< LOQ	5000	438	
Propane	< LOQ	5000	125	
Tetrahydrofuran	< LOQ	720	135	
Toluene	< LOQ	890	167	
Xylenes	< LOQ	2170	406	

<LOQ - Results below the Limit of Quantitation - Compound not detected  
 Results above the Action Level fail state testing requirements and will be highlighted **Red #**.



Brian Weigel  
 Lab Director

These results relate only to the sample included on this report. The report may not be reproduced except in full, without the written permission of SC Laboratories. Samples tested in accordance with Oregon Administrative Rules, TNI 2009 Standard and SC Laboratories quality assurance plan unless otherwise noted.



**Case Narrative**

Residual Solvents - Isopropylbenzene above normally accepted recovery criteria in the Matrix Spike and Matrix Spike Duplicate due to pinene coelution. Analyte below reporting limit in all client samples.

**Quality Control  
Potency**

**Batch: B180933 - Potency/Terpenes**

Blank(B180933-BLK1)			Extracted - 10/15/18 11:41 Analyzed - 10/15/18 17:33					
Analyte	Result	Units	Spike Level	Source Result	%REC	%REC Limits	RPD	RPD Limit
d9-THC (d9-Tetrahydrocannabinol)	< LOQ	%						
d8-THC (d8-Tetrahydrocannabinol)	< LOQ	%						
THCA (d9-Tetrahydrocannabinolic Acid)	< LOQ	%						
CBD (Cannabidiol)	< LOQ	%						
CBDA (Cannabidiolic Acid)	< LOQ	%						
CBN (Cannabinol)	< LOQ	%						
CBG (Cannabigerol)	< LOQ	%						
CBGA (Cannabigerolic Acid)	< LOQ	%						
CBDV (Cannabidivarin)	< LOQ	%						
CBDVA (Cannabidivarinic Acid)	< LOQ	%						
CBC (Cannabichromene)	< LOQ	%						
THCV (Tetrahydrocannabivarin)	< LOQ	%						

Duplicate(B180933-DUP1)			Extracted - 10/15/18 11:41 Analyzed - 10/15/18 17:41					
Analyte	Result	Units	Spike Level	Source Result	%REC	%REC Limits	RPD	RPD Limit
d9-THC (d9-Tetrahydrocannabinol)	6.87	%		6.82			0.747	20
d8-THC (d8-Tetrahydrocannabinol)	< LOQ	%		< LOQ				20
THCA (d9-Tetrahydrocannabinolic Acid)	77.38	%		77.81			0.555	20
CBD (Cannabidiol)	< LOQ	%		< LOQ				20
CBDA (Cannabidiolic Acid)	0.21	%		0.21			1.92	20
CBN (Cannabinol)	< LOQ	%		< LOQ				20
CBG (Cannabigerol)	0.20	%		0.20			1.16	20
CBGA (Cannabigerolic Acid)	0.92	%		0.92			0.106	20
CBDV (Cannabidivarin)	< LOQ	%		< LOQ				20
CBDVA (Cannabidivarinic Acid)	< LOQ	%		< LOQ				20
CBC (Cannabichromene)	0.18	%		0.18			1.55	20
THCV (Tetrahydrocannabivarin)	< LOQ	%		< LOQ				20



Brian Weigel  
Lab Director

These results relate only to the sample included on this report. The report may not be reproduced except in full, without the written permission of SC Laboratories. Samples tested in accordance with Oregon Administrative Rules, TNI 2009 Standard and SC Laboratories quality assurance plan unless otherwise noted.

**Quality Control  
 Potency (Continued)**

**Batch: B180933 - Potency/Terpenes (Continued)**

LCS(B180933-BS1)		Extracted - 10/15/18 11:41 Analyzed - 10/15/18 17:25						
Analyte	Result	Units	Spike Level	Source Result	%REC	%REC Limits	RPD	RPD Limit
d9-THC (d9-Tetrahydrocannabinol)	0.19	%	0.200		96.0	80-120		
THCA (d9-Tetrahydrocannabinolic Acid)	0.20	%	0.200		100	80-120		
CBD (Cannabidiol)	0.20	%	0.200		97.8	80-120		
CBN (Cannabinol)	0.18	%	0.200		91.8	80-120		



Brian Weigel  
 Lab Director

These results relate only to the sample included on this report. The report may not be reproduced except in full, without the written permission of SC Laboratories. Samples tested in accordance with Oregon Administrative Rules, TNI 2009 Standard and SC Laboratories quality assurance plan unless otherwise noted.

## Quality Control Pesticide Analysis

**Batch: B180936 - Pesticide Prep**

Blank(B180936-BLK1)		Extracted - 10/12/18 11:49 Analyzed - 10/15/18 18:45						
Analyte	Result	Units	Spike Level	Source Result	%REC	%REC Limits	RPD	RPD Limit
Abamectin	< LOQ	ppm						
Acephate	< LOQ	ppm						
Acequinocyl	< LOQ	ppm						
Acetamiprid	< LOQ	ppm						
Aldicarb	< LOQ	ppm						
Azoxystrobin	< LOQ	ppm						
Bifenazate	< LOQ	ppm						
Bifenthrin	< LOQ	ppm						
Boscalid	< LOQ	ppm						
Carbaryl	< LOQ	ppm						
Carbofuran	< LOQ	ppm						
Chlorantraniliprole	< LOQ	ppm						
Chlorfenapyr	< LOQ	ppm						
Chlorpyrifos	< LOQ	ppm						
Clofentezine	< LOQ	ppm						
Cyfluthrin	< LOQ	ppm						
Cypermethrin	< LOQ	ppm						
Daminozide	< LOQ	ppm						
DDVP (Dichlorvos)	< LOQ	ppm						
Diazinon	< LOQ	ppm						
Dimethoate	< LOQ	ppm						
Ethoprophos	< LOQ	ppm						
Etofenprox	< LOQ	ppm						
Etoxazole	< LOQ	ppm						
Fenoxycarb	< LOQ	ppm						
Fenpyroximate	< LOQ	ppm						
Fipronil	< LOQ	ppm						
Fonicamid	< LOQ	ppm						
Fludioxonil	< LOQ	ppm						
Hexythiazox	< LOQ	ppm						
Imazalil	< LOQ	ppm						
Imidacloprid	< LOQ	ppm						
Kresoxim-methyl	< LOQ	ppm						
Malathion	< LOQ	ppm						
Metalaxyl	< LOQ	ppm						



Brian Weigel  
Lab Director

These results relate only to the sample included on this report. The report may not be reproduced except in full, without the written permission of SC Laboratories. Samples tested in accordance with Oregon Administrative Rules, TNI 2009 Standard and SC Laboratories quality assurance plan unless otherwise noted.

## Quality Control

### Pesticide Analysis (Continued)

**Batch: B180936 - Pesticide Prep (Continued)**

<b>Blank(B180936-BLK1)</b>			<b>Extracted - 10/12/18 11:49 Analyzed - 10/15/18 18:45</b>					
<b>Analyte</b>	<b>Result</b>	<b>Units</b>	<b>Spike Level</b>	<b>Source Result</b>	<b>%REC</b>	<b>%REC Limits</b>	<b>RPD</b>	<b>RPD Limit</b>
Methiocarb	< LOQ	ppm						
Methomyl	< LOQ	ppm						
Methyl parathion	< LOQ	ppm						
MGK-264	< LOQ	ppm						
Myclobutanil	< LOQ	ppm						
Naled	< LOQ	ppm						
Oxamyl	< LOQ	ppm						
Paclbutrazol	< LOQ	ppm						
Permethrins (total)	< LOQ	ppm						
Phosmet	< LOQ	ppm						
Piperonyl butoxide	< LOQ	ppm						
Prallethrin	< LOQ	ppm						
Propiconazole	< LOQ	ppm						
Propoxur	< LOQ	ppm						
Pyrethrins (total)	< LOQ	ppm						
Pyridaben	< LOQ	ppm						
Spinosad	< LOQ	ppm						
Spiromesifen	< LOQ	ppm						
Spirotetramat	< LOQ	ppm						
Spiroxamine	< LOQ	ppm						
Tebuconazole	< LOQ	ppm						
Thiacloprid	< LOQ	ppm						
Thiamethoxam	< LOQ	ppm						
Trifloxystrobin	< LOQ	ppm						

<b>LCS(B180936-BS1)</b>			<b>Extracted - 10/12/18 11:49 Analyzed - 10/15/18 19:01</b>					
<b>Analyte</b>	<b>Result</b>	<b>Units</b>	<b>Spike Level</b>	<b>Source Result</b>	<b>%REC</b>	<b>%REC Limits</b>	<b>RPD</b>	<b>RPD Limit</b>
Acephate	0.60	ppm	1.00		59.8	70-130		
Acetamiprid	1.03	ppm	1.00		103	70-130		
Aldicarb	0.77	ppm	1.00		77.2	70-130		
Bifenazate	0.82	ppm	1.00		81.8	70-130		
Boscalid	0.55	ppm	1.00		55.4	70-130		
Chlorantraniliprole	0.60	ppm	1.00		59.7	70-130		
Chlorpyrifos	0.73	ppm	1.00		73.2	70-130		
Cyfluthrin	0.73	ppm	1.00		73.2	70-130		



Brian Weigel  
Lab Director

These results relate only to the sample included on this report. The report may not be reproduced except in full, without the written permission of SC Laboratories. Samples tested in accordance with Oregon Administrative Rules, TNI 2009 Standard and SC Laboratories quality assurance plan unless otherwise noted.

## Quality Control Pesticide Analysis (Continued)

**Batch: B180936 - Pesticide Prep (Continued)**

<b>LCS(B180936-BS1)</b>		<b>Extracted - 10/12/18 11:49 Analyzed - 10/15/18 19:01</b>						
<b>Analyte</b>	<b>Result</b>	<b>Units</b>	<b>Spike Level</b>	<b>Source Result</b>	<b>%REC</b>	<b>%REC Limits</b>	<b>RPD</b>	<b>RPD Limit</b>
DDVP (Dichlorvos)	0.81	ppm	1.00		81.1	70-130		
Ethoprophos	0.80	ppm	1.00		80.3	70-130		
Etoxazole	0.64	ppm	1.00		64.3	70-130		
Fenoxycarb	0.77	ppm	1.00		77.4	70-130		
Flonicamid	0.69	ppm	1.00		68.9	70-130		
Imazalil	0.67	ppm	1.00		67.4	70-130		
Imidacloprid	1.01	ppm	1.00		101	70-130		
Methiocarb	0.76	ppm	1.00		76.1	70-130		
Myclobutanil	0.79	ppm	1.00		79.0	70-130		
Oxamyl	0.74	ppm	1.00		73.7	70-130		
Paclobutrazol	0.73	ppm	1.00		72.6	70-130		
Piperonyl butoxide	0.65	ppm	1.00		64.5	70-130		
Prallethrin	0.84	ppm	1.00		83.8	70-130		
Propoxur	0.85	ppm	1.00		85.4	70-130		
Spiromesifen	0.65	ppm	1.00		65.4	70-130		
Spiroxamine	0.31	ppm	0.550		55.7	70-130		
Thiacloprid	1.03	ppm	1.00		103	70-130		
Thiamethoxam	0.76	ppm	1.00		76.3	70-130		
Trifloxystrobin	0.77	ppm	1.00		76.8	70-130		

<b>Matrix Spike(B180936-MS1)</b>		<b>Extracted - 10/12/18 11:49 Analyzed - 10/15/18 19:17</b>						
<b>Analyte</b>	<b>Result</b>	<b>Units</b>	<b>Spike Level</b>	<b>Source Result</b>	<b>%REC</b>	<b>%REC Limits</b>	<b>RPD</b>	<b>RPD Limit</b>
Acephate	1.20	ppm	1.98	< LOQ	60.5	70-130		
Acetamiprid	2.05	ppm	1.98	< LOQ	104	70-130		
Aldicarb	1.62	ppm	1.98	< LOQ	82.0	70-130		
Bifenazate	1.80	ppm	1.98	< LOQ	90.9	70-130		
Boscalid	1.33	ppm	1.98	< LOQ	67.1	70-130		
Chlorantraniliprole	1.14	ppm	1.98	< LOQ	57.8	70-130		
Chlorpyrifos	1.70	ppm	1.98	< LOQ	85.9	70-130		
Cyfluthrin	1.31	ppm	1.98	< LOQ	66.3	70-130		
DDVP (Dichlorvos)	1.63	ppm	1.98	< LOQ	82.2	70-130		
Ethoprophos	2.08	ppm	1.98	< LOQ	105	70-130		
Etoxazole	1.50	ppm	1.98	< LOQ	75.8	70-130		
Fenoxycarb	1.65	ppm	1.98	< LOQ	83.4	70-130		
Flonicamid	1.33	ppm	1.98	< LOQ	67.2	70-130		



Brian Weigel  
Lab Director

These results relate only to the sample included on this report. The report may not be reproduced except in full, without the written permission of SC Laboratories. Samples tested in accordance with Oregon Administrative Rules, TNI 2009 Standard and SC Laboratories quality assurance plan unless otherwise noted.

## Quality Control Pesticide Analysis (Continued)

**Batch: B180936 - Pesticide Prep (Continued)**

Matrix Spike(B180936-MS1)			Extracted - 10/12/18 11:49 Analyzed - 10/15/18 19:17						
Analyte	Result	Units	Spike Level	Source Result	%REC	%REC Limits	RPD	RPD Limit	
Imazalil	1.58	ppm	1.98	< LOQ	80.0	70-130			
Imidacloprid	2.12	ppm	1.98	< LOQ	107	70-130			
Methiocarb	1.74	ppm	1.98	< LOQ	88.0	70-130			
Myclobutanil	1.79	ppm	1.98	< LOQ	90.6	70-130			
Oxamyl	1.44	ppm	1.98	< LOQ	73.0	70-130			
Paclobutrazol	1.58	ppm	1.98	< LOQ	79.9	70-130			
Piperonyl butoxide	1.56	ppm	1.98	< LOQ	78.9	70-130			
Prallethrin	1.92	ppm	1.98	< LOQ	97.3	70-130			
Propoxur	1.74	ppm	1.98	< LOQ	87.9	70-130			
Spiromesifen	0.98	ppm	1.98	< LOQ	49.5	70-130			
Spiroxamine	0.76	ppm	1.09	< LOQ	69.6	70-130			
Thiacloprid	2.10	ppm	1.98	< LOQ	106	70-130			
Thiamethoxam	1.55	ppm	1.98	< LOQ	78.2	70-130			
Trifloxystrobin	1.79	ppm	1.98	< LOQ	90.4	70-130			

Matrix Spike Dup(B180936-MSD1)			Extracted - 10/12/18 11:49 Analyzed - 10/15/18						
Analyte	Result	Units	Spike Level	Source Result	%REC	%REC Limits	RPD	RPD Limit	
Acephate	1.33	ppm	1.97	< LOQ	67.3	70-130	10.6	30	
Acetamiprid	1.86	ppm	1.97	< LOQ	94.3	70-130	9.68	30	
Aldicarb	1.58	ppm	1.97	< LOQ	80.1	70-130	2.33	30	
Bifenazate	1.82	ppm	1.97	< LOQ	92.5	70-130	1.74	30	
Boscalid	1.42	ppm	1.97	< LOQ	72.0	70-130	7.03	30	
Chlorantraniliprole	1.34	ppm	1.97	< LOQ	68.2	70-130	16.4	30	
Chlorpyrifos	1.62	ppm	1.97	< LOQ	82.0	70-130	4.64	30	
Cyfluthrin	1.19	ppm	1.97	< LOQ	60.3	70-130	9.37	30	
DDVP (Dichlorvos)	1.50	ppm	1.97	< LOQ	76.2	70-130	7.58	30	
Ethoprophos	2.14	ppm	1.97	< LOQ	109	70-130	3.25	30	
Etoxazole	1.47	ppm	1.97	< LOQ	74.8	70-130	1.39	30	
Fenoxycarb	1.80	ppm	1.97	< LOQ	91.2	70-130	8.92	30	
Flonicamid	1.12	ppm	1.97	< LOQ	56.8	70-130	16.8	30	
Imazalil	1.54	ppm	1.97	< LOQ	78.1	70-130	2.48	30	
Imidacloprid	1.96	ppm	1.97	< LOQ	99.5	70-130	7.49	30	
Methiocarb	1.74	ppm	1.97	< LOQ	88.5	70-130	0.549	30	
Myclobutanil	1.81	ppm	1.97	< LOQ	91.7	70-130	1.17	30	
Oxamyl	1.32	ppm	1.97	< LOQ	66.8	70-130	8.86	30	



Brian Weigel  
 Lab Director

These results relate only to the sample included on this report. The report may not be reproduced except in full, without the written permission of SC Laboratories. Samples tested in accordance with Oregon Administrative Rules, TNI 2009 Standard and SC Laboratories quality assurance plan unless otherwise noted.

## Quality Control

### Pesticide Analysis (Continued)

**Batch: B180936 - Pesticide Prep (Continued)**

Matrix Spike Dup(B180936-MSD1)			Extracted - 10/12/18 11:49 Analyzed - 10/15/18					
Analyte	Result	Units	Spike Level	Source Result	%REC	%REC Limits	RPD	RPD Limit
Paclbutrazol	1.66	ppm	1.97	< LOQ	84.1	70-130	5.09	30
Piperonyl butoxide	1.58	ppm	1.97	< LOQ	80.1	70-130	1.57	30
Prallethrin	2.05	ppm	1.97	< LOQ	104	70-130	6.59	30
Propoxur	1.68	ppm	1.97	< LOQ	85.1	70-130	3.22	30
Spiromesifen	0.98	ppm	1.97	< LOQ	49.6	70-130	0.190	30
Spiroxamine	0.77	ppm	1.08	< LOQ	70.6	70-130	1.35	30
Thiacloprid	1.88	ppm	1.97	< LOQ	95.3	70-130	10.6	30
Thiamethoxam	1.38	ppm	1.97	< LOQ	69.9	70-130	11.3	30
Trifloxystrobin	1.84	ppm	1.97	< LOQ	93.2	70-130	3.10	30



Brian Weigel  
Lab Director

These results relate only to the sample included on this report. The report may not be reproduced except in full, without the written permission of SC Laboratories. Samples tested in accordance with Oregon Administrative Rules, TNI 2009 Standard and SC Laboratories quality assurance plan unless otherwise noted.

## Quality Control Solvent Analysis

**Batch: B180935 - Residual Solvent Prep**

<b>Blank(B180935-BLK1)</b>		<b>Extracted - 10/12/18 14:24 Analyzed - 10/12/18 19:17</b>						
Analyte	Result	Units	Spike Level	Source Result	%REC	%REC Limits	RPD	RPD Limit
1,4-Dioxane	< LOQ	ug/g						
2-Butanol	< LOQ	ug/g						
2-Ethoxyethanol	< LOQ	ug/g						
2-Propanol (IPA)	< LOQ	ug/g						
Acetone	< LOQ	ug/g						
Acetonitrile	< LOQ	ug/g						
Benzene	< LOQ	ug/g						
Butanes	< LOQ	ug/g						
Cyclohexane	< LOQ	ug/g						
Dichloromethane (methylene chloride)	< LOQ	ug/g						
Ethyl acetate	< LOQ	ug/g						
Ethyl ether	< LOQ	ug/g						
Ethylbenzene	< LOQ	ug/g						
Ethylene glycol	< LOQ	ug/g						
Ethylene oxide	< LOQ	ug/g						
Heptane	< LOQ	ug/g						
Hexanes	< LOQ	ug/g						
Isopropyl acetate	< LOQ	ug/g						
Isopropylbenzene (cumene)	< LOQ	ug/g						
Methanol	< LOQ	ug/g						
Pentanes	< LOQ	ug/g						
Propane	< LOQ	ug/g						
Tetrahydrofuran	< LOQ	ug/g						
Toluene	< LOQ	ug/g						
Xylenes	< LOQ	ug/g						

<b>LCS(B180935-BS1)</b>		<b>Extracted - 10/12/18 14:24 Analyzed - 10/12/18 18:13</b>						
Analyte	Result	Units	Spike Level	Source Result	%REC	%REC Limits	RPD	RPD Limit
1,4-Dioxane	496	ug/g	570		87.0	70-130		
2,2-Dimethylbutane	426	ug/g	435		98.0	70-130		
2-Butanol	3540	ug/g	3500		101	70-130		
2-Ethoxyethanol	240	ug/g	240		99.8	70-130		
2-Methylbutane (isopentane)	3800	ug/g	3500		109	70-130		
2-Methylpentane/2,3-Dimethylbutane	849	ug/g	870		97.5	70-130		
2-Propanol (IPA)	3720	ug/g	3500		106	70-130		



Brian Weigel  
Lab Director

These results relate only to the sample included on this report. The report may not be reproduced except in full, without the written permission of SC Laboratories. Samples tested in accordance with Oregon Administrative Rules, TNI 2009 Standard and SC Laboratories quality assurance plan unless otherwise noted.



## Quality Control Solvent Analysis (Continued)

**Batch: B180935 - Residual Solvent Prep (Continued)**

<b>LCS(B180935-BS1)</b>		<b>Extracted - 10/12/18 14:24 Analyzed - 10/12/18 18:13</b>						
<b>Analyte</b>	<b>Result</b>	<b>Units</b>	<b>Spike Level</b>	<b>Source Result</b>	<b>%REC</b>	<b>%REC Limits</b>	<b>RPD</b>	<b>RPD Limit</b>
3-Methylpentane	414	ug/g	435		95.3	70-130		
Acetone	3830	ug/g	3500		109	70-130		
Acetonitrile	590	ug/g	615		96.0	70-130		
Benzene	2.45	ug/g	3.00		81.6	70-130		
Cyclohexane	6170	ug/g	5820		106	70-130		
Dichloromethane (methylene chloride)	898	ug/g	900		99.8	70-130		
Ethyl acetate	3540	ug/g	3500		101	70-130		
Ethyl ether	3720	ug/g	3500		106	70-130		
Ethylbenzene	3100	ug/g	3250		95.4	70-130		
Ethylene glycol	875	ug/g	930		94.1	70-130		
Heptane	3610	ug/g	3500		103	70-130		
Isopropyl acetate	3650	ug/g	3500		104	70-130		
Isopropylbenzene (cumene)	91.7	ug/g	105		87.4	70-130		
m,p-Xylene	6590	ug/g	6510		101	70-130		
Methanol	2680	ug/g	2500		107	70-130		
n-Hexane	415	ug/g	435		95.3	70-130		
n-Pentane	3860	ug/g	3500		110	70-130		
Tetrahydrofuran	1010	ug/g	1080		93.8	70-130		
Toluene	1220	ug/g	1340		91.3	70-130		
o-Xylene	3120	ug/g	3250		96.1	70-130		

<b>Matrix Spike(B180935-MS1)</b>		<b>Extracted - 10/12/18 14:24 Analyzed - 10/12/18 18:34</b>						
<b>Analyte</b>	<b>Result</b>	<b>Units</b>	<b>Spike Level</b>	<b>Source Result</b>	<b>%REC</b>	<b>%REC Limits</b>	<b>RPD</b>	<b>RPD Limit</b>
1,4-Dioxane	503	ug/g	547	< LOQ	91.9	70-130		
2,2-Dimethylbutane	411	ug/g	417	< LOQ	98.5	70-130		
2-Butanol	3540	ug/g	3360	< LOQ	105	70-130		
2-Ethoxyethanol	243	ug/g	230	< LOQ	106	70-130		
2-Methylbutane (isopentane)	3670	ug/g	3360	< LOQ	109	70-130		
2-Methylpentane/2,3-Dimethylbutane	827	ug/g	835	< LOQ	99.1	70-130		
2-Propanol (IPA)	3640	ug/g	3360	203	102	70-130		
3-Methylpentane	405	ug/g	417	< LOQ	97.1	70-130		
Acetone	3780	ug/g	3360	212	106	70-130		
Acetonitrile	584	ug/g	590	< LOQ	98.9	70-130		
Benzene	2.62	ug/g	2.88	< LOQ	91.0	70-130		
Cyclohexane	6260	ug/g	5590	< LOQ	112	70-130		



Brian Weigel  
Lab Director

These results relate only to the sample included on this report. The report may not be reproduced except in full, without the written permission of SC Laboratories. Samples tested in accordance with Oregon Administrative Rules, TNI 2009 Standard and SC Laboratories quality assurance plan unless otherwise noted.

## Quality Control

### Solvent Analysis (Continued)

**Batch: B180935 - Residual Solvent Prep (Continued)**

Matrix Spike(B180935-MS1)			Extracted - 10/12/18 14:24 Analyzed - 10/12/18 18:34					
Analyte	Result	Units	Spike Level	Source Result	%REC	%REC Limits	RPD	RPD Limit
Dichloromethane (methylene chloride)	903	ug/g	863	< LOQ	105	70-130		
Ethyl acetate	3460	ug/g	3360	< LOQ	103	70-130		
Ethyl ether	3600	ug/g	3360	< LOQ	107	70-130		
Ethylbenzene	3370	ug/g	3120	< LOQ	108	70-130		
Ethylene glycol	945	ug/g	892	< LOQ	106	70-130		
Heptane	3670	ug/g	3360	< LOQ	109	70-130		
Isopropyl acetate	3590	ug/g	3360	< LOQ	107	70-130		
Isopropylbenzene (cumene)	141	ug/g	101	< LOQ	140	70-130		
m,p-Xylene	7220	ug/g	6250	< LOQ	116	70-130		
Methanol	2600	ug/g	2400	90.7	105	70-130		
n-Hexane	408	ug/g	417	< LOQ	97.7	70-130		
n-Pentane	3740	ug/g	3360	< LOQ	111	70-130		
Tetrahydrofuran	996	ug/g	1040	< LOQ	96.1	70-130		
Toluene	1310	ug/g	1280	< LOQ	102	70-130		
o-Xylene	3460	ug/g	3120	< LOQ	111	70-130		

Matrix Spike Dup(B180935-MSD1)			Extracted - 10/12/18 14:24 Analyzed - 10/12/18					
Analyte	Result	Units	Spike Level	Source Result	%REC	%REC Limits	RPD	RPD Limit
1,4-Dioxane	492	ug/g	537	< LOQ	91.7	70-130	2.05	30
2,2-Dimethylbutane	398	ug/g	410	< LOQ	97.0	70-130	3.32	30
2-Butanol	3420	ug/g	3300	< LOQ	104	70-130	3.51	30
2-Ethoxyethanol	238	ug/g	226	< LOQ	105	70-130	2.04	30
2-Methylbutane (isopentane)	3530	ug/g	3300	< LOQ	107	70-130	3.93	30
2-Methylpentane/2,3-Dimethylbutane	797	ug/g	820	< LOQ	97.3	70-130	3.63	30
2-Propanol (IPA)	3510	ug/g	3300	203	100	70-130	3.66	30
3-Methylpentane	390	ug/g	410	< LOQ	95.0	70-130	3.93	30
Acetone	3640	ug/g	3300	212	104	70-130	3.79	30
Acetonitrile	564	ug/g	580	< LOQ	97.4	70-130	3.35	30
Benzene	2.44	ug/g	2.83	< LOQ	86.2	70-130	7.25	30
Cyclohexane	6050	ug/g	5490	< LOQ	110	70-130	3.43	30
Dichloromethane (methylene chloride)	864	ug/g	848	< LOQ	102	70-130	4.33	30
Ethyl acetate	3350	ug/g	3300	< LOQ	101	70-130	3.47	30
Ethyl ether	3440	ug/g	3300	< LOQ	104	70-130	4.56	30
Ethylbenzene	3300	ug/g	3060	< LOQ	108	70-130	2.28	30
Ethylene glycol	926	ug/g	876	< LOQ	106	70-130	2.03	30



Brian Weigel  
Lab Director

These results relate only to the sample included on this report. The report may not be reproduced except in full, without the written permission of SC Laboratories. Samples tested in accordance with Oregon Administrative Rules, TNI 2009 Standard and SC Laboratories quality assurance plan unless otherwise noted.

## Quality Control Solvent Analysis (Continued)

**Batch: B180935 - Residual Solvent Prep (Continued)**

Matrix Spike Dup(B180935-MSD1)			Extracted - 10/12/18 14:24 Analyzed - 10/12/18					
Analyte	Result	Units	Spike Level	Source Result	%REC	%REC Limits	RPD	RPD Limit
Heptane	3560	ug/g	3300	< LOQ	108	70-130	3.14	30
Isopropyl acetate	3460	ug/g	3300	< LOQ	105	70-130	3.65	30
Isopropylbenzene (cumene)	139	ug/g	98.9	< LOQ	141	70-130	1.13	30
m,p-Xylene	6980	ug/g	6140	< LOQ	114	70-130	3.36	30
Methanol	2510	ug/g	2360	90.7	103	70-130	3.54	30
n-Hexane	396	ug/g	410	< LOQ	96.6	70-130	2.98	30
n-Pentane	3620	ug/g	3300	< LOQ	110	70-130	3.40	30
Tetrahydrofuran	961	ug/g	1020	< LOQ	94.4	70-130	3.53	30
Toluene	1270	ug/g	1260	< LOQ	101	70-130	2.88	30
o-Xylene	3380	ug/g	3060	< LOQ	110	70-130	2.41	30



Brian Weigel  
Lab Director

These results relate only to the sample included on this report. The report may not be reproduced except in full, without the written permission of SC Laboratories. Samples tested in accordance with Oregon Administrative Rules, TNI 2009 Standard and SC Laboratories quality assurance plan unless otherwise noted.

## Quality Control Terpene Analysis

**Batch: B180934 - Potency/Terpenes**

Blank(B180934-BLK1)			Extracted - 10/15/18 11:41 Analyzed - 10/15/18 16:11					
Analyte	Result	Units	Spike Level	Source Result	%REC	%REC Limits	RPD	RPD Limit
alpha Pinene	< LOQ	%						
Myrcene	< LOQ	%						
alpha Phellandrene	< LOQ	%						
3-Carene	< LOQ	%						
alpha Terpinene	< LOQ	%						
Limonene	< LOQ	%						
Terpinolene	< LOQ	%						
Linalool	< LOQ	%						
Fenchol	< LOQ	%						
Borneol	< LOQ	%						
Terpineol	< LOQ	%						
Geraniol	< LOQ	%						
alpha Humulene	< LOQ	%						
beta Caryophyllene	< LOQ	%						
Caryophyllene Oxide	< LOQ	%						
alpha Bisabolol	< LOQ	%						
Camphene	< LOQ	%						
beta Pinene	< LOQ	%						
Ocimene	< LOQ	%						
Sabinene	< LOQ	%						
Camphor	< LOQ	%						
Isoborneol	< LOQ	%						
Menthol	< LOQ	%						
alpha Cedrene	< LOQ	%						
Nerolidol	< LOQ	%						
R-(+)-Pulegone	< LOQ	%						
Eucalyptol	< LOQ	%						
p-Cymene	< LOQ	%						
(-)-Isopulegol	< LOQ	%						
Geranyl Acetate	< LOQ	%						
Guaiol	< LOQ	%						
Valencene	< LOQ	%						
Phytol	< LOQ	%						
Citronellol	< LOQ	%						
gamma-Terpinene	< LOQ	%						



Brian Weigel  
Lab Director

These results relate only to the sample included on this report. The report may not be reproduced except in full, without the written permission of SC Laboratories. Samples tested in accordance with Oregon Administrative Rules, TNI 2009 Standard and SC Laboratories quality assurance plan unless otherwise noted.

## Quality Control

### Terpene Analysis (Continued)

**Batch: B180934 - Potency/Terpenes (Continued)**

Duplicate(B180934-DUP1)		Extracted - 10/15/18 11:41 Analyzed - 10/15/18 16:11						
Analyte	Result	Units	Spike Level	Source Result	%REC	%REC Limits	RPD	RPD Limit
alpha Pinene	< LOQ	%		< LOQ				20
Myrcene	0.163	%		0.162			0.601	20
alpha Phellandrene	< LOQ	%		< LOQ				20
3-Carene	< LOQ	%		< LOQ				20
alpha Terpinene	< LOQ	%		< LOQ				20
Limonene	0.461	%		0.469			1.72	20
Terpinolene	< LOQ	%		< LOQ				20
Linalool	0.382	%		0.375			1.72	20
Fenchol	0.225	%		0.226			0.454	20
Borneol	< LOQ	%		< LOQ				20
Terpineol	0.208	%		0.214			3.07	20
Geraniol	< LOQ	%		< LOQ				20
alpha Humulene	0.391	%		0.390			0.396	20
beta Caryophyllene	1.259	%		1.242			1.33	20
Caryophyllene Oxide	0.132	%		0.125			5.58	20
alpha Bisabolol	0.226	%		0.216			4.36	20
Camphene	< LOQ	%		< LOQ				20
beta Pinene	0.130	%		0.132			1.80	20
Ocimene	< LOQ	%		< LOQ				20
Sabinene	< LOQ	%		< LOQ				20
Camphor	< LOQ	%		< LOQ				20
Isoborneol	< LOQ	%		< LOQ				20
Menthol	< LOQ	%		< LOQ				20
alpha Cedrene	< LOQ	%		< LOQ				20
Nerolidol	0.445	%		0.434			2.32	20
R-(+)-Pulegone	< LOQ	%		< LOQ				20
Eucalyptol	< LOQ	%		< LOQ				20
p-Cymene	< LOQ	%		< LOQ				20
(-)-Isopulegol	< LOQ	%		< LOQ				20
Geranyl Acetate	< LOQ	%		< LOQ				20
Guaiol	< LOQ	%		< LOQ				20
Valencene	0.335	%		0.348			3.98	20
Phytol	< LOQ	%		< LOQ				20
Citronellol	< LOQ	%		< LOQ				20
gamma-Terpinene	< LOQ	%		< LOQ				20



Brian Weigel  
 Lab Director

These results relate only to the sample included on this report. The report may not be reproduced except in full, without the written permission of SC Laboratories. Samples tested in accordance with Oregon Administrative Rules, TNI 2009 Standard and SC Laboratories quality assurance plan unless otherwise noted.



**OREGON LIQUOR CONTROL COMMISSION  
CANNABIS TRANSPORTATION MANIFEST**



18J0041

18J0042

All sales transactions are to be completed prior to transportation of any CANNABIS. The receiving entity may reject product delivered, but amount delivered must be limited to amount agreed upon in prior sales transaction.

<b>Manifest No.:</b>	<b>0001032662</b>	<b>Date Created:</b>	<b>10/10/2018 1:35 PM</b>
<b>Originating Entity:</b>	OM Extracts	<b>For OLCC Use Only</b>	
<b>Originating License Number:</b>	030-10051970949		
<b>Address of Originating Entity:</b>	500 Industrial Circle, Units E, F, G, and H White City, OR 97503		
<b>Phone No. of Originating Entity:</b>	503-688-3289		
<b>Contact Phone No. for Inquiries: 503-688-3289</b>			
<b>Destination # 1</b>	<b>SC Laboratories</b>	<b>Destination Phone No.:</b>	<b>707-339-0050</b>
<b>Destination License Number:</b>	010-1004748743D	<b>Date and Approx. Time of Departure:</b>	10/10/2018 1:30 PM
<b>Address of Destination:</b>	15865 SW 74th Avenue Ste 110 Tigard, OR 97224	<b>Date and Approx. Time of Arrival:</b>	10/11/2018 1:30 PM
		<b>Date/Time Received:</b>	10/11/18 1820
		<b>Notes:</b> details for extenuating circumstances (e.g., road closure, flat tire, etc.)	
<b>Route to be Traveled:</b> Over Night 744 Dakota Ave 97501 I-5 North to Tigard, OR  SC Laboratories Oregon LLC 65 SW 74th Ave, Ste 110 Tigard, OR 97224			
<b>Name of Person Transporting:</b>	Joel Glimpse/ Justin Miller	<b>Handler Permit No. of Driver:</b>	102682/100674
<b>State Driver's License No.:</b>	9474950/8014008	<b>Signature of Person Transporting:</b>	
<b>Make, Model, License Plate No.:</b>	scion/nissan XB/NV 200 175 JLS/825 KAT		
<b>Package # 1</b>	<b>Production Batch No.</b>	<b>Item Name</b>	<b>Quantity</b>
1A4010300014ADD000007989 Lab Test: SubmittedForTesting Status: Shipped		FECO Bulk - Chemdawg Sweet & Sour (Extracts)	Shp: 12.8000 g
<b>Harvests:</b>	css 12/2		
<b>Package # 2</b>	<b>Production Batch No.</b>	<b>Item Name</b>	<b>Quantity</b>
1A4010300014ADD000007990 Lab Test: SubmittedForTesting Status: Shipped		In Process - Chemdawg Sweet & Sour CO2 Oil (Extracts)	Shp: 12.8600 g
<b>Harvests:</b>	CH 10/12, cm 10/19, CNC Cookies n Cream 10/12, css 11/6, css 12/2, LM 10/13, n17 11/6, PTS 10/19, SC 10/11, ShiSha 10/12, TW 11/27, v17 10/19		
<b>Package # 3</b>	<b>Production Batch No.</b>	<b>Item Name</b>	<b>Quantity</b>
1A4010300014ADD000007991 Lab Test: SubmittedForTesting Status: Shipped		In Process - Sour Tsunami CO2 (Extracts)	Shp: 12.8200 g
<b>Harvests:</b>	sour tsu 10/19		
<b>Package # 4</b>	<b>Production Batch No.</b>	<b>Item Name</b>	<b>Quantity</b>
1A4010300014ADD000007992 Lab Test: SubmittedForTesting Status: Shipped		In Process - Cactus C02 Oil (Extracts)	Shp: 12.8100 g
<b>Harvests:</b>	Cactus 11/6, CH 10/12, cm 10/19, CNC Cookies n Cream 10/12, css 11/6, LM 10/13, n17 11/6, PTS 10/19, SC 10/11, ShiSha 10/12, TW 11/27, v17 10/19		
<b>Package # 5</b>	<b>Production Batch No.</b>	<b>Item Name</b>	<b>Quantity</b>
1A4010300014ADD000007976 Lab Test: NotSubmitted Status: Shipped		In Process - Lemon Kush C02 Oil (Extracts)	Shp: 4.0000 g
<b>Harvests:</b>	LK 10/13, LS 10/13, ls 10/14, LS 10/19		
<b>Package # 6</b>	<b>Production Batch No.</b>	<b>Item Name</b>	<b>Quantity</b>



**OREGON LIQUOR CONTROL COMMISSION  
CANNABIS TRANSPORTATION MANIFEST**



18J0041

18J0042

All sales transactions are to be completed prior to transportation of any CANNABIS. The receiving entity may reject product delivered, but amount delivered must be limited to amount agreed upon in prior sales transaction.

<b>Manifest No.:</b>	<b>0001032662</b>	<b>Date Created:</b>	<b>10/10/2018 1:35 PM</b>
1A4010300014ADD000007977 Lab Test: NotSubmitted Status: Shipped		In Process - Lemon Kush C02 Oil (Extracts)	Shp: 4.0000 g
<b>Harvests:</b>	LK 10/13, LS 10/13, Is 10/14, LS 10/19		
<b>PRODUCT REJECTION</b> <i>(if only a portion of shipment is rejected, circle that portion above)</i>			
<b>Name of Person Receiving or Rejecting Product:</b>	Justin Miller		
I confirm that the contents of this shipment match weight records entered above, and I agree to take custody of those portions of this shipment <i>not</i> circled above. Those portions circled were returned to the individual delivering this shipment.			
<b>Signature:</b>	Justin Miller	<b>Date:</b>	10/11/18
<b>Signature of individual taking receipt of rejected portion of this shipment:</b>			





Container Type	METRC Harvest/Processing Lot ID #:				Product Type	Client Sample Name	Product Date	Batch Size (g)
Pyrex					Concentrate	CSS		2724
METRC Batch ID	Product Temp (°C)	Humidity (%)	# of Containers	Sample Media	# Zones	# of Inc.	1° Sample (g)	Sample Name
7975			1	Vial	4	8	1	CSS Primary
Lab Sample ID	Container ID		Increment Zone	Sampling Media Wt. (g)	Wt. Inc+Media (g)	Increment Weight (g)	Sample METRC ID#	
18JOM10-03	CSS -1		A1	9.93	10.73	0.8	1A4010300014ADD000007990	
18JOM10-03	CSS -1		A2	10.73	11.53	0.8	1A4010300014ADD000007990	
18JOM10-03	CSS -1		A2	11.53	12.33	0.8	1A4010300014ADD000007990	
18JOM10-03	CSS -1		A2	12.33	13.13	0.8	1A4010300014ADD000007990	
18JOM10-03	CSS -1		A2	13.13	13.93	0.8	1A4010300014ADD000007990	
18JOM10-03	CSS -1		A3	13.93	14.73	0.8	1A4010300014ADD000007990	
18JOM10-03	CSS -1		A4	14.73	15.53	0.8	1A4010300014ADD000007990	
18JOM10-03	CSS -1		A4	15.53	16.37	0.84	1A4010300014ADD000007990	
						Total Primary Mass = 6.44	Primary + Duplicate Mass = 0 g	
Observations and Abnormalities:	Batch #	Marks/Labels	Cont. Types/Sizes	Uniform	Plant Colors	Shape and Size	Sampling Plan	
METRC Batch ID	Product Temp (°C)	Humidity (%)	# of Containers	Sample Media	# Zones	# of Inc.	1° Sample (g)	Sample Name
7975			1	Vial	4	8	1	CSS Duplicate
Lab Sample ID	Container ID		Increment Zone	Sampling Media Wt. (g)	Wt. Inc+Media (g)	Increment Weight (g)	Sample METRC ID#	
18JOM10-04	CSS -1		A1	10.08	10.88	0.8	1A4010300014ADD000007990	
18JOM10-04	CSS -1		A1	10.88	11.68	0.8	1A4010300014ADD000007990	
18JOM10-04	CSS -1		A2	11.68	12.48	0.8	1A4010300014ADD000007990	
18JOM10-04	CSS -1		A2	12.48	13.28	0.8	1A4010300014ADD000007990	
18JOM10-04	CSS -1		A2	13.28	14.08	0.8	1A4010300014ADD000007990	
18JOM10-04	CSS -1		A3	14.08	14.88	0.8	1A4010300014ADD000007990	
18JOM10-04	CSS -1		A4	14.88	15.68	0.8	1A4010300014ADD000007990	
18JOM10-04	CSS -1		A4	15.68	16.5	0.82	1A4010300014ADD000007990	
						Total Duplicate Mass = 6.42	Primary + Duplicate Mass = 0 g	
		Batch #	Marks/Labels	Cont. Types/Sizes	Uniform	Plant Colors	Shape and Size	Sampling Plan

Observations and Abnormalities:							
---------------------------------	--	--	--	--	--	--	--

Container Type	METRC Harvest/Processing Lot ID #:				Product Type	Client Sample Name	Product Date	Batch Size (g)
Pyrex					Concentrate	Sour-Tsunami		2724
METRC Batch ID	Product Temp (°C)	Humidity (%)	# of Containers	Sample Media	# Zones	# of Inc.	1° Sample (g)	Sample Name
7974			1	Vial	4	8	1	Sour-Tsunami Primary
Lab Sample ID	Container ID		Increment Zone	Sampling Media Wt. (g)	Wt. Inc+Media (g)	Increment Weight (g)	Sample METRC ID#	
18JOM10-05	Sour-Tsunami-1		A1	10.1	10.9	0.8	1A4010300014ADD000007991	
18JOM10-05	Sour-Tsunami-1		A1	10.9	11.7	0.8	1A4010300014ADD000007991	
18JOM10-05	Sour-Tsunami-1		A2	11.7	12.5	0.8	1A4010300014ADD000007991	
18JOM10-05	Sour-Tsunami-1		A3	12.5	13.3	0.8	1A4010300014ADD000007991	
18JOM10-05	Sour-Tsunami-1		A4	13.3	14.1	0.8	1A4010300014ADD000007991	
18JOM10-05	Sour-Tsunami-1		A4	14.1	14.9	0.8	1A4010300014ADD000007991	
18JOM10-05	Sour-Tsunami-1		A4	14.9	15.7	0.8	1A4010300014ADD000007991	
18JOM10-05	Sour-Tsunami-1		A4	15.7	16.52	0.82	1A4010300014ADD000007991	
					Total Primary Mass = 6.42		Primary + Duplicate Mass = 0 g	
Observations and Abnormalities:		Batch #	Marks/Labels	Cont. Types/Sizes	Uniform	Plant Colors	Shape and Size	Sampling Plan

METRC Batch ID	Product Temp (°C)	Humidity (%)	# of Containers	Sample Media	# Zones	# of Inc.	1° Sample (g)	Sample Name
7974			1	Vial	4	8	1	Sour-Tsunami Duplicate
Lab Sample ID	Container ID		Increment Zone	Sampling Media Wt. (g)	Wt. Inc+Media (g)	Increment Weight (g)	Sample METRC ID#	
18JOM10-06	Sour-Tsunami-1		A1	9.98	10.78	0.8	1A4010300014ADD000007991	
18JOM10-06	Sour-Tsunami-1		A1	10.78	11.58	0.8	1A4010300014ADD000007991	
18JOM10-06	Sour-Tsunami-1		A2	11.58	12.38	0.8	1A4010300014ADD000007991	
18JOM10-06	Sour-Tsunami-1		A3	12.38	13.18	0.8	1A4010300014ADD000007991	
18JOM10-06	Sour-Tsunami-1		A3	13.18	13.98	0.8	1A4010300014ADD000007991	
18JOM10-06	Sour-Tsunami-1		A4	13.98	14.78	0.8	1A4010300014ADD000007991	
18JOM10-06	Sour-Tsunami-1		A4	14.78	15.58	0.8	1A4010300014ADD000007991	
18JOM10-06	Sour-Tsunami-1		A4	15.58	16.38	0.8	1A4010300014ADD000007991	
					Total Duplicate Mass = 6.4		Primary + Duplicate Mass = 0 g	



					Total Duplicate Mass = 6.4	Primary + Duplicate Mass = 0 g	
Observations and Abnormalities:	Batch #	Marks/Labels	Cont. Types/Sizes	Uniform	Plant Colors	Shape and Size	Sampling Plan

# CHAIN OF CUSTODY

18J0041



SC Laboratories Oregon LLC  
 15865 SW 74th Avenue, Ste 110  
 Tigard OR, 97224  
 (503) 272-8830  
 ORELAP ID # 4133  
[www.scilabs.com](http://www.scilabs.com)

Client	500 Industrial wy	OM Ext	18J0M10	COC #	1/1	Sample Type Legend
Address	500 Industrial wy			Work Order #	18J0M10	U - Usable Marijuana
Date Sampled	10/10/2018			Received By	JW	C - Concentrate
OLCC License #	10051970949			Received Date	10/11/18	P - Product
OLCC License Type	Processor			Courier	Joel/ Justin	O - Other
Email				Name of Sampler	Joel	
Phone	203-837-7495			Transfer Manifest #	1032662	
Sampler OLCC License #	010-1004748743D			Place where Sampled	500 Industrial wy	

Sample Name	Time	METRC Label	Unique Batch Number	SC Labs LIMS ID	Sample Type	Total Sample Mass	# of Increments	TESTS REQUESTED						Sample Specific Notes
								Potency	Water Activity	Moisture Content	Pesticide	Residual Solvent	Terpene	
CSS FECO Primary	12:16	1A4010300014ADD000007989	CSS FECO	18J0M10-01	C	6.4	8	X	X	X	X	X		
CSS FECO Duplicate	12:32	1A4010300014ADD000007989	CSS FECO	18J0M10-02	C	6.4	8	X	X	X	X	X		
CSS Primary	12:44	1A4010300014ADD000007990	CSS	18J0M10-03	C	6.44	8	X	X	X	X	X		
CSS Duplicate	12:48	1A4010300014ADD000007990	CSS	18J0M10-04	C	6.42	8	X	X	X	X	X		
Sour-Tsunami Primary	12:55	1A4010300014ADD000007991	Sour-Tsunami	18J0M10-05	C	6.42	8	X	X	X	X	X		
Sour-Tsunami Duplicate	13:00	1A4010300014ADD000007991	Sour-Tsunami	18J0M10-06	C	6.4	8	X	X	X	X	X		
Cactus Primary	13:08	1A4010300014ADD000007992	Cactus	18J0M10-07	C	6.41	8	X	X	X	X	X		
Cactus Duplicate	13:15	1A4010300014ADD000007992	Cactus	18J0M10-08	C	6.4	8	X	X	X	X	X		

Notes/Special Considerations: Opt OUT of Sample Duplicate Yes  No

### Samples Relinquished

### Samples Received

### Samples Relinquished

### Samples Received

Print Name: <u>WVDA</u>	Date: <u>10/10/18</u>	Print Name: <u>Joel</u>	Date: _____
Representative of: <u>Sci Labs</u>	Representative of: <u>Sci Labs</u>	Representative of: <u>Sci Labs</u>	Representative of: _____
Signature: <u>[Signature]</u>	Time: <u>1:30 PM</u>	Signature: <u>[Signature]</u>	Time: <u>1:35</u>
Print Name: <u>WVDA</u>	Date: <u>10/10/18</u>	Print Name: <u>Joel</u>	Date: <u>10/10/18</u>
Representative of: <u>Sci Labs</u>	Representative of: <u>Sci Labs</u>	Representative of: <u>Sci Labs</u>	Representative of: _____
Signature: <u>[Signature]</u>	Time: <u>2:40 PM</u>	Signature: <u>[Signature]</u>	Time: <u>2:40</u>