

Sample Name: **Golden Wonder x Wonder Goo - FECO Primary**
 Tested for: **OM Extracts**
Compliance Extract

Laboratory ID: 18K0118-07

Matrix: Extracts and Concentrates

Sample Metrc ID: 1A4010300014ADD000009311

Lot # NA

Date Sampled: 11/28/18 15:20

Batch RFID: 1A4010300014ADD000009270

Date Accepted: 11/29/18

Batch Size: 2270 (g)

Results Valid Until: 11/28/19



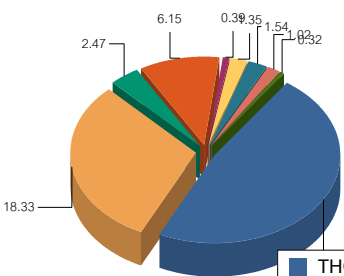
Potency Analysis

Date Extracted: 12/03/18

Analysis Method/SOP: Potency

Date Analyzed: 12/03/18

* - ORELAP certified analyte

Cannabinoids	% weight	mg/g	Cannabinoids Profile																				
Total THC ((THCA*0.877)+d9)	44.51	445.1	 <table border="1"> <tr><td>THC</td><td>28.44</td></tr> <tr><td>THCA</td><td>18.33</td></tr> <tr><td>CBD</td><td>2.47</td></tr> <tr><td>CBDA</td><td>6.15</td></tr> <tr><td>CBN</td><td>0.39</td></tr> <tr><td>CBG</td><td>1.35</td></tr> <tr><td>CBGA</td><td>1.54</td></tr> <tr><td>CBC</td><td>1.02</td></tr> <tr><td>THCV</td><td>0.32</td></tr> <tr><td>Total</td><td>60.02</td></tr> </table>	THC	28.44	THCA	18.33	CBD	2.47	CBDA	6.15	CBN	0.39	CBG	1.35	CBGA	1.54	CBC	1.02	THCV	0.32	Total	60.02
THC	28.44																						
THCA	18.33																						
CBD	2.47																						
CBDA	6.15																						
CBN	0.39																						
CBG	1.35																						
CBGA	1.54																						
CBC	1.02																						
THCV	0.32																						
Total	60.02																						
Total CBD ((CBDA*0.877)+CBD)	7.87	78.7																					
d9-THC (d9-Tetrahydrocannabinol)*	28.44	284.4																					
d8-THC (d8-Tetrahydrocannabinol)*	< LOQ	< LOQ																					
THCA (d9-Tetrahydrocannabinolic Acid)*	18.33	183.3																					
CBD (Cannabidiol)*	2.47	24.7																					
CBDA (Cannabidiolic Acid)*	6.15	61.5																					
CBN (Cannabinol)*	0.39	3.9																					
CBG (Cannabigerol)*	1.35	13.5																					
CBGA (Cannabigerolic Acid)	1.54	15.4																					
CBDV (Cannabidivarin)*	< LOQ	< LOQ																					
CBDVA (Cannabidivarinic Acid)	< LOQ	< LOQ																					
CBC (Cannabichromene)*	1.02	10.2																					
THCV (Tetrahydrocannabivarin)	0.32	3.2																					
Total Cannabinoids	60.02	600.2																					

<LOQ - Results below the Limit of Quantitation - Compound not detected



Brian Weigel
Lab Director

These results relate only to the sample included on this report. The report may not be reproduced except in full, without the written permission of SC Laboratories. Samples tested in accordance with Oregon Administrative Rules, TNI 2009 Standard and SC Laboratories quality assurance plan unless otherwise noted.

Sample Name: **Golden Wonder x Wonder Goo - FECO Duplicate**
Tested for: **OM Extracts**
Compliance Extract

Laboratory ID: 18K0118-08

Matrix: Extracts and Concentrates

Sample Metrc ID: 1A4010300014ADD000009311

Lot # NA


Date Sampled: 11/28/18 15:23

Batch RFID: 1A4010300014ADD000009270

Date Accepted: 11/29/18

Batch Size: 2270 (g)

Results Valid Until: 11/28/19



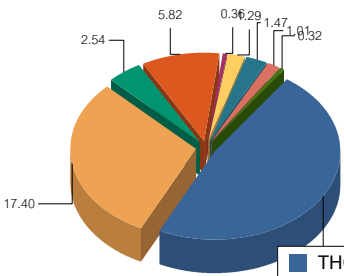
Potency Analysis

Date Extracted: 12/03/18

Analysis Method/SOP: Potency

Date Analyzed: 12/03/18

* - ORELAP certified analyte

Cannabinoids	% weight	mg/g	Cannabinoids Profile																				
Total THC ((THCA*0.877)+d9)	42.57	425.7	 <table border="1"> <tr><td>THC</td><td>27.31</td></tr> <tr><td>THCA</td><td>17.40</td></tr> <tr><td>CBD</td><td>2.54</td></tr> <tr><td>CBDA</td><td>5.82</td></tr> <tr><td>CBN</td><td>0.36</td></tr> <tr><td>CBG</td><td>1.29</td></tr> <tr><td>CBGA</td><td>1.47</td></tr> <tr><td>CBC</td><td>1.01</td></tr> <tr><td>THCV</td><td>0.32</td></tr> <tr><td>Total</td><td>57.52</td></tr> </table>	THC	27.31	THCA	17.40	CBD	2.54	CBDA	5.82	CBN	0.36	CBG	1.29	CBGA	1.47	CBC	1.01	THCV	0.32	Total	57.52
THC	27.31																						
THCA	17.40																						
CBD	2.54																						
CBDA	5.82																						
CBN	0.36																						
CBG	1.29																						
CBGA	1.47																						
CBC	1.01																						
THCV	0.32																						
Total	57.52																						
Total CBD ((CBDA*0.877)+CBD)	7.65	76.5																					
d9-THC (d9-Tetrahydrocannabinol)*	27.31	273.1																					
d8-THC (d8-Tetrahydrocannabinol)*	< LOQ	< LOQ																					
THCA (d9-Tetrahydrocannabinolic Acid)*	17.40	174																					
CBD (Cannabidiol)*	2.54	25.4																					
CBDA (Cannabidiolic Acid)*	5.82	58.2																					
CBN (Cannabinol)*	0.36	3.6																					
CBG (Cannabigerol)*	1.29	12.9																					
CBGA (Cannabigerolic Acid)	1.47	14.7																					
CBDV (Cannabidivarin)*	< LOQ	< LOQ																					
CBDVA (Cannabidivarinic Acid)	< LOQ	< LOQ																					
CBC (Cannabichromene)*	1.01	10.1																					
THCV (Tetrahydrocannabivarin)	0.32	3.2																					
Total Cannabinoids	57.52	575.2																					

<LOQ - Results below the Limit of Quantitation - Compound not detected

Sample Name: **Golden Wonder x Wonder Goo - FECO**

Sample Metrc ID: 1A4010300014ADD000009311

	Primary Result	Duplicate Result	Average	% RPD	Pass/Fail (<20%RPD)
	%	%	%		
Total THC ((THCA*0.877)+d9)	44.51	42.57	43.54	4.46	PASS



Brian Weigel
Lab Director

These results relate only to the sample included on this report. The report may not be reproduced except in full, without the written permission of SC Laboratories. Samples tested in accordance with Oregon Administrative Rules, TNI 2009 Standard and SC Laboratories quality assurance plan unless otherwise noted.

Sample Name: Golden Wonder x Wonder Goo - FE(Date Sampled: 11/28/18 15:20
Tested for: OM Extracts	Date Accepted: 11/29/18
Compliance Extract	Results Valid Until: 11/28/19
Laboratory ID: 18K0118-07	Sample Metrc ID: 1A4010300014ADD000009311
Matrix: Extracts and Concentrates	Batch RFID: 1A4010300014ADD000009270
Lot # NA	Batch Size: 2270 (g)

Terpene Analysis

Date Extracted: 12/03/18

Analysis Method/SOP: Terpenes

Date Analyzed: 12/03/18

Analyte	Result (%)	LOQ	Analyte	Result	LOQ
alpha Pinene	1.664	0.097	Myrcene	6.389	0.097
alpha Phellandrene	< LOQ	0.097	3-Carene	< LOQ	0.097
alpha Terpinene	< LOQ	0.097	Limonene	1.642	0.097
Terpinolene	1.060	0.097	Linalool	0.508	0.097
Fenchol	0.225	0.097	Borneol	< LOQ	0.097
Terpineol	0.225	0.097	Geraniol	< LOQ	0.097
alpha Humulene	0.676	0.097	beta Caryophyllene	2.058	0.097
Caryophyllene Oxide	0.235	0.097	alpha Bisabolol	0.354	0.097
Camphene	< LOQ	0.097	beta Pinene	0.741	0.097
Ocimene	0.157	0.097	Sabinene	< LOQ	0.097
Camphor	< LOQ	0.097	Isoborneol	< LOQ	0.097
Menthol	< LOQ	0.097	alpha Cedrene	< LOQ	0.097
Nerolidol	0.265	0.097	R-(+)-Pulegone	< LOQ	0.097
Eucalyptol	< LOQ	0.097	p-Cymene	< LOQ	0.097
(-)-Isopulegol	< LOQ	0.097	Geranyl Acetate	< LOQ	0.097
Guaiol	0.246	0.097	Valencene	< LOQ	0.097
Phytol	0.199	0.097	Citronellol	< LOQ	0.097
gamma-Terpinene	< LOQ	0.097			
Total Terpenes				16.64 %	

<LOQ - Results below the Limit of Quantitation - Compound not detected

Terpene Analysis is not ORELAP Accredited.



Brian Weigel
Lab Director

These results relate only to the sample included on this report. The report may not be reproduced except in full, without the written permission of SC Laboratories. Samples tested in accordance with Oregon Administrative Rules, TNI 2009 Standard and SC Laboratories quality assurance plan unless otherwise noted.

Sample Name: **Golden Wonder x Wor**

Date Sampled: **11/28/18 15:20**

Tested for: **OM Extracts**

Date Accepted: **11/29/18 19:06**

Compliance Extract

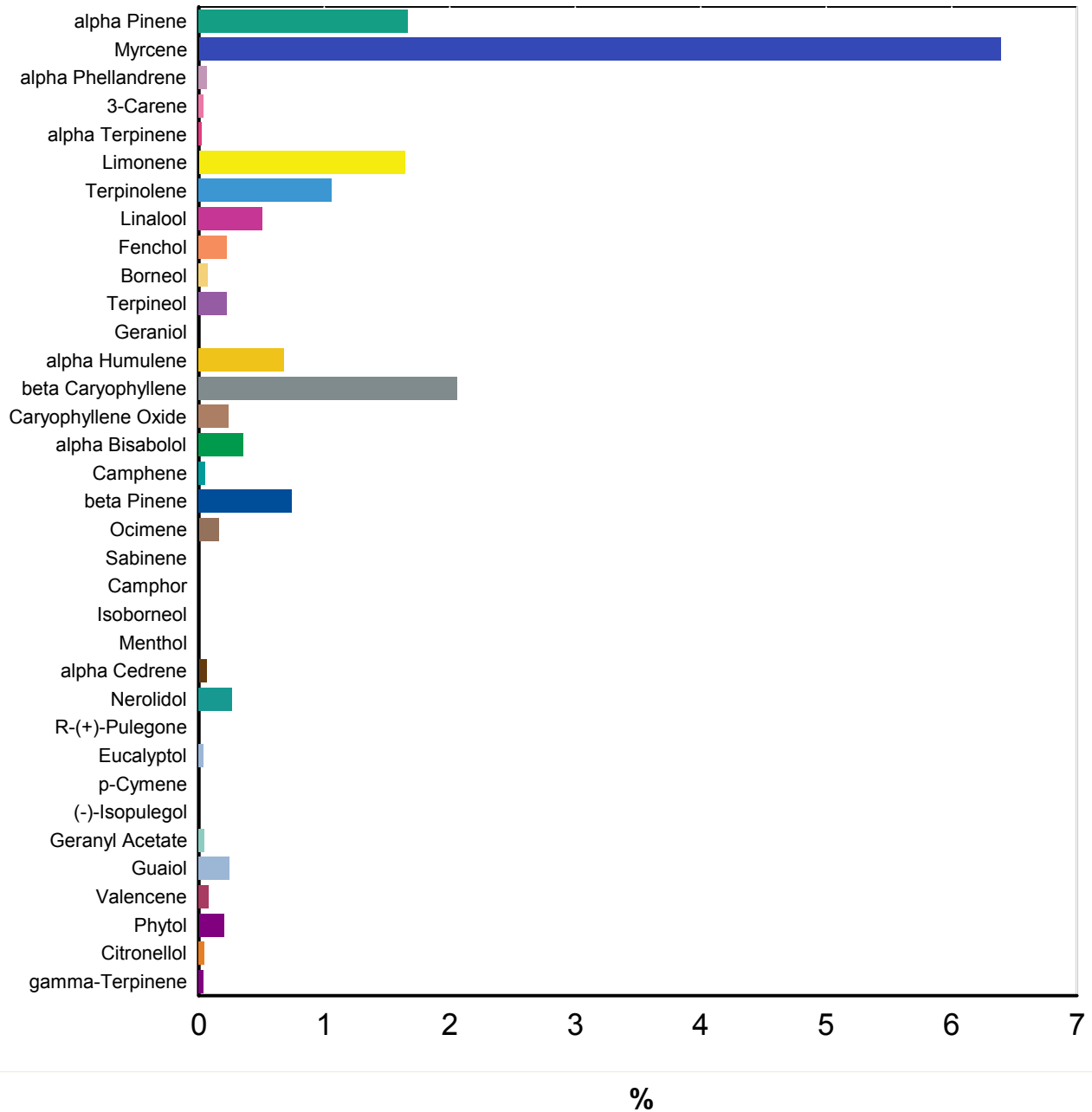
Results Valid Until: **11/28/19**

Laboratory ID: **18K0118-07**

Matrix: **Extracts and**

Client/Metric ID: **1A4010300014ADD000009311**

Terpene Profile



Brian Weigel
 Brian Weigel
 Lab Director

These results relate only to the sample included on this report. The report may not be reproduced except in full, without the written permission of SC Laboratories. Samples tested in accordance with Oregon Administrative Rules, TNI 2009 Standard and SC Laboratories quality assurance plan unless otherwise noted.

Sample Name: **Golden Wonder x Wonder Goo - FECO Primary** Date Sampled: **11/28/18 15:20**
 Tested for: **OM Extracts** Date Accepted: **11/29/18**
Compliance Extract Results Valid Until: **11/28/19**

Laboratory ID: **18K0118-07** Sample Metrc ID: **1A4010300014ADD000009311**
 Matrix: **Extracts and Concentrates** Batch RFID: **1A4010300014ADD000009270**
 Lot # **NA** Batch Size: **2270 (g)**

Pesticide Analysis in ppm

Date Extracted: 12/03/18 Analysis Method/SOP: Pesticides
 Date Analyzed: 12/06/18 Results above the action levels are highlighted in red #.

Analyte	Result	Action Level	LOQ	Analyte	Result	Action Level	LOQ
Abamectin	< LOQ	0.5	0.245	Acephate	< LOQ	0.4	0.196
Acequinocyl	< LOQ	2	0.981	Acetamiprid	< LOQ	0.2	0.098
Aldicarb	< LOQ	0.4	0.196	Azoxystrobin	< LOQ	0.2	0.098
Bifenazate	< LOQ	0.2	0.098	Bifenthrin	< LOQ	0.2	0.098
Boscalid	< LOQ	0.4	0.196	Carbaryl	< LOQ	0.2	0.098
Carbofuran	< LOQ	0.2	0.098	Chlorantraniliprole	< LOQ	0.2	0.098
Chlorfenapyr	< LOQ	1	0.490	Chlorpyrifos	< LOQ	0.2	0.098
Clofentezine	< LOQ	0.2	0.098	Cyfluthrin	< LOQ	1	0.490
Cypermethrin	< LOQ	1	0.490	Daminozide	< LOQ	1	0.490
DDVP (Dichlorvos)	< LOQ	1	0.490	Diazinon	< LOQ	0.2	0.098
Dimethoate	< LOQ	0.2	0.098	Ethoprophos	< LOQ	0.2	0.098
Etofenprox	< LOQ	0.4	0.196	Etoxazole	< LOQ	0.2	0.098
Fenoxycarb	< LOQ	0.2	0.098	Fenpyroximate	< LOQ	0.4	0.196
Fipronil	< LOQ	0.4	0.196	Fonicamid	< LOQ	1	0.490
Fludioxonil	< LOQ	0.4	0.196	Hexythiazox	< LOQ	1	0.490
Imazalil	< LOQ	0.2	0.098	Imidacloprid	< LOQ	0.4	0.196
Kresoxim-methyl	< LOQ	0.4	0.196	Malathion	< LOQ	0.2	0.098
Metalaxyl	< LOQ	0.2	0.098	Methiocarb	< LOQ	0.2	0.098
Methomyl	< LOQ	0.4	0.196	Methyl parathion	< LOQ	0.2	0.098
MGK-264	< LOQ	0.2	0.098	Myclobutanil	< LOQ	0.2	0.098
Naled	< LOQ	0.5	0.245	Oxamyl	< LOQ	1	0.490
Paclobutrazol	< LOQ	0.4	0.196	Permethrins (total)	< LOQ	0.2	0.098
Phosmet	< LOQ	0.2	0.098	Piperonyl butoxide	< LOQ	2	0.490
Prallethrin	< LOQ	0.2	0.098	Propiconazole	< LOQ	0.4	0.196
Propoxur	< LOQ	0.2	0.098	Pyrethrins (total)	< LOQ	1	0.490
Pyridaben	< LOQ	0.2	0.098	Spinosad	< LOQ	0.2	0.098
Spiromesifen	< LOQ	0.2	0.098	Spirotetramat	< LOQ	0.2	0.098
Spiroxamine	< LOQ	0.4	0.196	Tebuconazole	< LOQ	0.4	0.196
Thiacloprid	< LOQ	0.2	0.098	Thiamethoxam	< LOQ	0.2	0.098
Trifloxystrobin	< LOQ	0.2	0.098				

<LOQ - Results below the Limit of Quantitation - Compound not detected



Brian Weigel
Lab Director

These results relate only to the sample included on this report. The report may not be reproduced except in full, without the written permission of SC Laboratories. Samples tested in accordance with Oregon Administrative Rules, TNI 2009 Standard and SC Laboratories quality assurance plan unless otherwise noted.

Sample Name: **Golden Wonder x Wonder Goo - FECO Duplicate** Date Sampled: **11/28/18 15:23**
 Tested for: **OM Extracts** Date Accepted: **11/29/18**
Compliance Extract Results Valid Until: **11/28/19**

Laboratory ID: **18K0118-08** Sample Metrc ID: **1A4010300014ADD000009311**
 Matrix: **Extracts and Concentrates** Batch RFID: **1A4010300014ADD000009270**
 Lot # **NA** Batch Size: **2270 (g)**

Pesticide Analysis in ppm

Date Extracted: 12/03/18 Analysis Method/SOP: Pesticides
 Date Analyzed: 12/06/18 Results above the action levels are highlighted in red #.

Analyte	Result	Action Level	LOQ	Analyte	Result	Action Level	LOQ
Abamectin	< LOQ	0.5	0.233	Acephate	< LOQ	0.4	0.187
Acequinocyl	< LOQ	2	0.933	Acetamiprid	< LOQ	0.2	0.093
Aldicarb	< LOQ	0.4	0.187	Azoxystrobin	< LOQ	0.2	0.093
Bifenazate	< LOQ	0.2	0.093	Bifenthrin	< LOQ	0.2	0.093
Boscalid	< LOQ	0.4	0.187	Carbaryl	< LOQ	0.2	0.093
Carbofuran	< LOQ	0.2	0.093	Chlorantraniliprole	< LOQ	0.2	0.093
Chlorfenapyr	< LOQ	1	0.467	Chlorpyrifos	< LOQ	0.2	0.093
Clofentezine	< LOQ	0.2	0.093	Cyfluthrin	< LOQ	1	0.467
Cypermethrin	< LOQ	1	0.467	Daminozide	< LOQ	1	0.467
DDVP (Dichlorvos)	< LOQ	1	0.467	Diazinon	< LOQ	0.2	0.093
Dimethoate	< LOQ	0.2	0.093	Ethoprophos	< LOQ	0.2	0.093
Etofenprox	< LOQ	0.4	0.187	Etoxazole	< LOQ	0.2	0.093
Fenoxycarb	< LOQ	0.2	0.093	Fenpyroximate	< LOQ	0.4	0.187
Fipronil	< LOQ	0.4	0.187	Fonicamid	< LOQ	1	0.467
Fludioxonil	< LOQ	0.4	0.187	Hexythiazox	< LOQ	1	0.467
Imazalil	< LOQ	0.2	0.093	Imidacloprid	< LOQ	0.4	0.187
Kresoxim-methyl	< LOQ	0.4	0.187	Malathion	< LOQ	0.2	0.093
Metalaxyl	< LOQ	0.2	0.093	Methiocarb	< LOQ	0.2	0.093
Methomyl	< LOQ	0.4	0.187	Methyl parathion	< LOQ	0.2	0.093
MGK-264	< LOQ	0.2	0.093	Myclobutanil	< LOQ	0.2	0.093
Naled	< LOQ	0.5	0.233	Oxamyl	< LOQ	1	0.467
Paclobutrazol	< LOQ	0.4	0.187	Permethrins (total)	< LOQ	0.2	0.093
Phosmet	< LOQ	0.2	0.093	Piperonyl butoxide	< LOQ	2	0.467
Prallethrin	< LOQ	0.2	0.093	Propiconazole	< LOQ	0.4	0.187
Propoxur	< LOQ	0.2	0.093	Pyrethrins (total)	< LOQ	1	0.467
Pyridaben	< LOQ	0.2	0.093	Spinosad	< LOQ	0.2	0.093
Spiromesifen	< LOQ	0.2	0.093	Spirotetramat	< LOQ	0.2	0.093
Spiroxamine	< LOQ	0.4	0.187	Tebuconazole	< LOQ	0.4	0.187
Thiacloprid	< LOQ	0.2	0.093	Thiamethoxam	< LOQ	0.2	0.093
Trifloxystrobin	< LOQ	0.2	0.093				

<LOQ - Results below the Limit of Quantitation - Compound not detected



Brian Weigel
Lab Director

These results relate only to the sample included on this report. The report may not be reproduced except in full, without the written permission of SC Laboratories. Samples tested in accordance with Oregon Administrative Rules, TNI 2009 Standard and SC Laboratories quality assurance plan unless otherwise noted.

Sample Name: Golden Wonder x Wonder Goo - FECO Primary	Date Sampled: 11/28/18 15:20
Tested for: OM Extracts	Date Accepted: 11/29/18
Compliance Extract	Results Valid Until: 11/28/19
Laboratory ID: 18K0118-07	Sample Metric ID: 1A4010300014ADD000009311
Matrix: Extracts and Concentrates	Batch RFID: 1A4010300014ADD000009270
Lot # NA	Batch Size: 2270 (g)

Residual Solvents

Solvent	Results in ug/g	Action Level	LOQ	Date Extracted: 11/30/18
1,4-Dioxane	< LOQ	380	178	Date Analyzed: 12/03/18
2-Butanol	< LOQ	5000	2350	Analysis Method/SOP: RST
2-Ethoxyethanol	< LOQ	160	75.1	
2-Propanol (IPA)	< LOQ	5000	2350	
Acetone	< LOQ	5000	2350	
Acetonitrile	< LOQ	400	192	
Benzene	< LOQ	2	0.939	
Butanes	< LOQ	5000	2350	
Cyclohexane	< LOQ	3880	1820	
Dichloromethane (methylene chloride)	< LOQ	600	282	
Ethyl acetate	< LOQ	5000	2350	
Ethyl ether	< LOQ	5000	2350	
Ethylbenzene	< LOQ	2170	1020	
Ethylene glycol	< LOQ	620	291	
Ethylene oxide	< LOQ	50	23.5	
Heptane	< LOQ	5000	2350	
Hexanes	< LOQ	290	136	
Isopropyl acetate	< LOQ	5000	2350	
Isopropylbenzene (cumene)	< LOQ	70	32.9	
Methanol	< LOQ	3000	1410	
Pentanes	< LOQ	5000	2350	
Propane	< LOQ	5000	2350	
Tetrahydrofuran	< LOQ	720	338	
Toluene	< LOQ	890	418	
Xylenes	< LOQ	2170	1020	

<LOQ - Results below the Limit of Quantitation - Compound not detected
 Results above the Action Level fail state testing requirements and will be highlighted **Red #**.



Brian Weigel
Lab Director

These results relate only to the sample included on this report. The report may not be reproduced except in full, without the written permission of SC Laboratories. Samples tested in accordance with Oregon Administrative Rules, TNI 2009 Standard and SC Laboratories quality assurance plan unless otherwise noted.

Sample Name: Golden Wonder x Wonder Goo - FECO Duplicate	Date Sampled: 11/28/18 15:23
Tested for: OM Extracts	Date Accepted: 11/29/18
Compliance Extract	Results Valid Until: 11/28/19
Laboratory ID: 18K0118-08	Sample Metric ID: 1A4010300014ADD000009311
Matrix: Extracts and Concentrates	Batch RFID: 1A4010300014ADD000009270
Lot # NA	Batch Size: 2270 (g)

Residual Solvents

Solvent	Results in ug/g	Action Level	LOQ	Date Extracted: 11/30/18
1,4-Dioxane	< LOQ	380	182	Date Analyzed: 12/03/18
2-Butanol	< LOQ	5000	2400	Analysis Method/SOP: RST
2-Ethoxyethanol	< LOQ	160	76.8	
2-Propanol (IPA)	< LOQ	5000	2400	
Acetone	< LOQ	5000	2400	
Acetonitrile	< LOQ	400	197	
Benzene	< LOQ	2	0.960	
Butanes	< LOQ	5000	2400	
Cyclohexane	< LOQ	3880	1860	
Dichloromethane (methylene chloride)	< LOQ	600	288	
Ethyl acetate	< LOQ	5000	2400	
Ethyl ether	< LOQ	5000	2400	
Ethylbenzene	< LOQ	2170	1040	
Ethylene glycol	< LOQ	620	298	
Ethylene oxide	< LOQ	50	24.0	
Heptane	< LOQ	5000	2400	
Hexanes	< LOQ	290	139	
Isopropyl acetate	< LOQ	5000	2400	
Isopropylbenzene (cumene)	< LOQ	70	33.6	
Methanol	< LOQ	3000	1440	
Pentanes	< LOQ	5000	2400	
Propane	< LOQ	5000	2400	
Tetrahydrofuran	< LOQ	720	346	
Toluene	< LOQ	890	427	
Xylenes	< LOQ	2170	1040	

<LOQ - Results below the Limit of Quantitation - Compound not detected
 Results above the Action Level fail state testing requirements and will be highlighted **Red #**.



Brian Weigel
Lab Director

These results relate only to the sample included on this report. The report may not be reproduced except in full, without the written permission of SC Laboratories. Samples tested in accordance with Oregon Administrative Rules, TNI 2009 Standard and SC Laboratories quality assurance plan unless otherwise noted.

Case Narrative

Residual Solvents - Isopropylbenzene above normally accepted recovery criteria in the Matrix Spike and Matrix Spike Duplicate due to pinene coelution. Analyte below the reporting limit in all client samples.

Ethylene glycol above normally accepted recovery criteria in the Blank Spike, Matrix Spike, and Matrix Spike Duplicate. Analyte below reporting limit in all client samples.

**Quality Control
Potency**

Batch: B181169 - Potency/Terpenes

Blank(B181169-BLK1)			Extracted - 12/03/18 9:50 Analyzed - 12/03/18 17:33					
Analyte	Result	Units	Spike Level	Source Result	%REC	%REC Limits	RPD	RPD Limit
d9-THC (d9-Tetrahydrocannabinol)	< LOQ	%						
d8-THC (d8-Tetrahydrocannabinol)	< LOQ	%						
THCA (d9-Tetrahydrocannabinolic Acid)	< LOQ	%						
CBD (Cannabidiol)	< LOQ	%						
CBDA (Cannabidiolic Acid)	< LOQ	%						
CBN (Cannabinol)	< LOQ	%						
CBG (Cannabigerol)	< LOQ	%						
CBGA (Cannabigerolic Acid)	< LOQ	%						
CBDV (Cannabidivarin)	< LOQ	%						
CBDVA (Cannabidivarinic Acid)	< LOQ	%						
CBC (Cannabichromene)	< LOQ	%						
THCV (Tetrahydrocannabivarin)	< LOQ	%						

Duplicate(B181169-DUP1)			Extracted - 12/03/18 9:50 Analyzed - 12/03/18 17:25					
Analyte	Result	Units	Spike Level	Source Result	%REC	%REC Limits	RPD	RPD Limit
d9-THC (d9-Tetrahydrocannabinol)	7.65	%		7.98			4.17	20
d8-THC (d8-Tetrahydrocannabinol)	< LOQ	%		< LOQ				20
THCA (d9-Tetrahydrocannabinolic Acid)	75.66	%		76.51			1.11	20
CBD (Cannabidiol)	< LOQ	%		< LOQ				20
CBDA (Cannabidiolic Acid)	0.17	%		0.19			12.8	20
CBN (Cannabinol)	< LOQ	%		< LOQ				20
CBG (Cannabigerol)	0.26	%		0.26			0.656	20
CBGA (Cannabigerolic Acid)	2.18	%		2.20			0.891	20
CBDV (Cannabidivarin)	< LOQ	%		< LOQ				20
CBDVA (Cannabidivarinic Acid)	< LOQ	%		< LOQ				20
CBC (Cannabichromene)	< LOQ	%		< LOQ				20
THCV (Tetrahydrocannabivarin)	< LOQ	%		< LOQ				20



Brian Weigel
Lab Director

These results relate only to the sample included on this report. The report may not be reproduced except in full, without the written permission of SC Laboratories. Samples tested in accordance with Oregon Administrative Rules, TNI 2009 Standard and SC Laboratories quality assurance plan unless otherwise noted.

**Quality Control
 Potency (Continued)**

Batch: B181169 - Potency/Terpenes (Continued)

LCS(B181169-BS1)		Extracted - 12/03/18 9:50 Analyzed - 12/03/18 17:17						
Analyte	Result	Units	Spike Level	Source Result	%REC	%REC Limits	RPD	RPD Limit
d9-THC (d9-Tetrahydrocannabinol)	0.19	%	0.200		93.3	80-120		
CBD (Cannabidiol)	0.19	%	0.200		94.6	80-120		
CBDA (Cannabidiolic Acid)	0.19	%	0.200		92.9	80-120		
CBN (Cannabinol)	0.18	%	0.200		89.0	80-120		



Brian Weigel
 Lab Director

These results relate only to the sample included on this report. The report may not be reproduced except in full, without the written permission of SC Laboratories. Samples tested in accordance with Oregon Administrative Rules, TNI 2009 Standard and SC Laboratories quality assurance plan unless otherwise noted.

Quality Control Pesticide Analysis

Batch: B181172 - Pesticide Prep

Blank(B181172-BLK1)		Extracted - 12/03/18 10:00 Analyzed - 12/05/18 17:12						
Analyte	Result	Units	Spike Level	Source Result	%REC	%REC Limits	RPD	RPD Limit
Abamectin	< LOQ	ppm						
Acephate	< LOQ	ppm						
Acequinocyl	< LOQ	ppm						
Acetamiprid	< LOQ	ppm						
Aldicarb	< LOQ	ppm						
Azoxystrobin	< LOQ	ppm						
Bifenazate	< LOQ	ppm						
Bifenthrin	< LOQ	ppm						
Boscalid	< LOQ	ppm						
Carbaryl	< LOQ	ppm						
Carbofuran	< LOQ	ppm						
Chlorantraniliprole	< LOQ	ppm						
Chlorfenapyr	< LOQ	ppm						
Chlorpyrifos	< LOQ	ppm						
Clofentezine	< LOQ	ppm						
Cyfluthrin	< LOQ	ppm						
Cypermethrin	< LOQ	ppm						
Daminozide	< LOQ	ppm						
DDVP (Dichlorvos)	< LOQ	ppm						
Diazinon	< LOQ	ppm						
Dimethoate	< LOQ	ppm						
Ethoprophos	< LOQ	ppm						
Etofenprox	< LOQ	ppm						
Etoxazole	< LOQ	ppm						
Fenoxycarb	< LOQ	ppm						
Fenpyroximate	< LOQ	ppm						
Fipronil	< LOQ	ppm						
Fonicamid	< LOQ	ppm						
Fludioxonil	< LOQ	ppm						
Hexythiazox	< LOQ	ppm						
Imazalil	< LOQ	ppm						
Imidacloprid	< LOQ	ppm						
Kresoxim-methyl	< LOQ	ppm						
Malathion	< LOQ	ppm						
Metalaxyl	< LOQ	ppm						



Brian Weigel
Lab Director

These results relate only to the sample included on this report. The report may not be reproduced except in full, without the written permission of SC Laboratories. Samples tested in accordance with Oregon Administrative Rules, TNI 2009 Standard and SC Laboratories quality assurance plan unless otherwise noted.

Quality Control

Pesticide Analysis (Continued)

Batch: B181172 - Pesticide Prep (Continued)

Blank(B181172-BLK1)			Extracted - 12/03/18 10:00 Analyzed - 12/05/18 17:12					
Analyte	Result	Units	Spike Level	Source Result	%REC	%REC Limits	RPD	RPD Limit
Methiocarb	< LOQ	ppm						
Methomyl	< LOQ	ppm						
Methyl parathion	< LOQ	ppm						
MGK-264	< LOQ	ppm						
Myclobutanil	< LOQ	ppm						
Naled	< LOQ	ppm						
Oxamyl	< LOQ	ppm						
Pacllobutrazol	< LOQ	ppm						
Permethrins (total)	< LOQ	ppm						
Phosmet	< LOQ	ppm						
Piperonyl butoxide	< LOQ	ppm						
Prallethrin	< LOQ	ppm						
Propiconazole	< LOQ	ppm						
Propoxur	< LOQ	ppm						
Pyrethrins (total)	< LOQ	ppm						
Pyridaben	< LOQ	ppm						
Spinosad	< LOQ	ppm						
Spiromesifen	< LOQ	ppm						
Spirotetramat	< LOQ	ppm						
Spiroxamine	< LOQ	ppm						
Tebuconazole	< LOQ	ppm						
Thiacloprid	< LOQ	ppm						
Thiamethoxam	< LOQ	ppm						
Trifloxystrobin	< LOQ	ppm						

LCS(B181172-BS1)			Extracted - 12/03/18 10:00 Analyzed - 12/06/18 8:13					
Analyte	Result	Units	Spike Level	Source Result	%REC	%REC Limits	RPD	RPD Limit
Abamectin	0.91	ppm	0.970		94.1	15-150		
Acephate	1.03	ppm	1.00		103	51-141		
Acequinocyl	0.49	ppm	1.00		49.4	24-84		
Acetamiprid	1.11	ppm	1.00		111	50-150		
Aldicarb	1.04	ppm	1.00		104	49-146		
Azoxystrobin	0.71	ppm	1.00		71.0	52-136		
Bifenazate	1.01	ppm	1.00		101	41-133		
Bifenthrin	0.76	ppm	1.00		76.1	22-130		



Brian Weigel
Lab Director

These results relate only to the sample included on this report. The report may not be reproduced except in full, without the written permission of SC Laboratories. Samples tested in accordance with Oregon Administrative Rules, TNI 2009 Standard and SC Laboratories quality assurance plan unless otherwise noted.

Quality Control Pesticide Analysis (Continued)

Batch: B181172 - Pesticide Prep (Continued)

LCS(B181172-BS1)		Extracted - 12/03/18 10:00 Analyzed - 12/06/18 8:13						
Analyte	Result	Units	Spike Level	Source Result	%REC	%REC Limits	RPD	RPD Limit
Boscalid	0.69	ppm	1.00		68.6	29-144		
Carbaryl	1.03	ppm	1.00		103	61-127		
Carbofuran	1.15	ppm	1.00		115	62-136		
Chlorantraniliprole	0.70	ppm	1.00		70.0	41-150		
Chlorfenapyr	0.53	ppm	1.00		52.8	23-143		
Chlorpyrifos	0.84	ppm	1.00		84.3	29-124		
Clofentezine	1.01	ppm	1.00		101	40-127		
Cyfluthrin	0.89	ppm	1.00		89.2	32-147		
Cypermethrin	0.80	ppm	1.00		80.3	21-144		
Daminozide	0.44	ppm	1.00		44.0	15-91		
DDVP (Dichlorvos)	1.14	ppm	1.00		114	55-150		
Diazinon	1.05	ppm	1.00		105	43-127		
Dimethoate	1.08	ppm	1.00		108	62-136		
Ethoprophos	1.09	ppm	1.00		109	45-142		
Etofenprox	0.78	ppm	1.00		77.8	24-113		
Etoxazole	0.91	ppm	1.00		90.8	34-121		
Fenoxycarb	0.95	ppm	1.00		94.6	22-150		
Fenpyroximate	0.76	ppm	1.00		76.0	34-144		
Fipronil	0.84	ppm	1.00		83.6	25-149		
Flonicamid	1.12	ppm	1.00		112	53-144		
Fludioxonil	0.70	ppm	1.00		70.4	29-132		
Hexythiazox	0.75	ppm	1.00		75.0	22-111		
Imazalil	0.92	ppm	1.00		92.1	48-125		
Imidacloprid	1.05	ppm	1.00		105	41-150		
Kresoxim-methyl	1.07	ppm	1.00		107	43-140		
Malathion	0.74	ppm	1.00		73.8	25-148		
Metalaxyl	1.17	ppm	1.00		117	50-136		
Methiocarb	1.12	ppm	1.00		112	56-132		
Methomyl	1.15	ppm	1.00		115	40-150		
Methyl parathion	0.95	ppm	1.00		95.2	15-150		
MGK-264	0.58	ppm	0.610		94.9	32-134		
Myclobutanil	1.05	ppm	1.00		105	43-141		
Naled	0.49	ppm	1.00		49.2	15-136		
Oxamyl	1.09	ppm	1.00		109	56-133		
Paclobutrazol	0.86	ppm	1.00		86.4	34-143		



Brian Weigel
 Lab Director

These results relate only to the sample included on this report. The report may not be reproduced except in full, without the written permission of SC Laboratories. Samples tested in accordance with Oregon Administrative Rules, TNI 2009 Standard and SC Laboratories quality assurance plan unless otherwise noted.

Quality Control

Pesticide Analysis (Continued)

Batch: B181172 - Pesticide Prep (Continued)

LCS(B181172-BS1)		Extracted - 12/03/18 10:00 Analyzed - 12/06/18 8:13						
Analyte	Result	Units	Spike Level	Source Result	%REC	%REC Limits	RPD	RPD Limit
Permethrins (total)	0.64	ppm	1.00		63.7	31-113		
Phosmet	0.95	ppm	1.00		95.3	53-124		
Piperonyl butoxide	0.95	ppm	1.00		94.6	39-128		
Prallethrin	0.98	ppm	1.00		98.0	43-140		
Propiconazole	0.84	ppm	1.00		83.7	47-124		
Propoxur	1.08	ppm	1.00		108	63-135		
Pyrethrins (total)	0.58	ppm	0.600		96.5	19-144		
Pyridaben	0.70	ppm	1.00		69.8	31-122		
Spinosad	1.02	ppm	0.840		122	24-147		
Spiromesifen	1.16	ppm	1.00		116	49-133		
Spirotetramat	0.64	ppm	1.00		63.6	29-150		
Spiroxamine	0.54	ppm	0.550		98.9	15-122		
Tebuconazole	1.10	ppm	1.00		110	40-133		
Thiacloprid	1.21	ppm	1.00		121	60-143		
Thiamethoxam	1.08	ppm	1.00		108	42-146		
Trifloxystrobin	0.83	ppm	1.00		82.6	41-148		

Matrix Spike(B181172-MS1)		Extracted - 12/03/18 10:00 Analyzed - 12/06/18 8:30						
Analyte	Result	Units	Spike Level	Source Result	%REC	%REC Limits	RPD	RPD Limit
Abamectin	1.69	ppm	1.83	< LOQ	92.6	21-150		
Acephate	1.95	ppm	1.88	< LOQ	104	48-131		
Acequinocyl	< LOQ	ppm	1.88	< LOQ		16-148		
Acetamiprid	2.06	ppm	1.88	< LOQ	110	50-145		
Aldicarb	1.82	ppm	1.88	< LOQ	96.7	53-133		
Azoxystrobin	1.52	ppm	1.88	< LOQ	80.8	35-147		
Bifenazate	2.25	ppm	1.88	< LOQ	119	43-143		
Bifenthrin	0.85	ppm	1.88	< LOQ	45.2	16-107		
Boscalid	1.82	ppm	1.88	< LOQ	96.4	42-140		
Carbaryl	1.91	ppm	1.88	< LOQ	101	71-113		
Carbofuran	2.05	ppm	1.88	< LOQ	109	73-118		
Chlorantraniliprole	1.45	ppm	1.88	< LOQ	77.2	45-136		
Chlorfenapyr	< LOQ	ppm	1.88	< LOQ		15-150		
Chlorpyrifos	1.46	ppm	1.88	< LOQ	77.7	24-125		
Clofentezine	1.67	ppm	1.88	< LOQ	88.6	38-118		
Cyfluthrin	1.63	ppm	1.88	< LOQ	86.5	23-139		



Brian Weigel
Lab Director

These results relate only to the sample included on this report. The report may not be reproduced except in full, without the written permission of SC Laboratories. Samples tested in accordance with Oregon Administrative Rules, TNI 2009 Standard and SC Laboratories quality assurance plan unless otherwise noted.

Quality Control

Pesticide Analysis (Continued)

Batch: B181172 - Pesticide Prep (Continued)

Matrix Spike(B181172-MS1)			Extracted - 12/03/18 10:00 Analyzed - 12/06/18 8:30					
Analyte	Result	Units	Spike Level	Source Result	%REC	%REC Limits	RPD	RPD Limit
Cypermethrin	1.32	ppm	1.88	< LOQ	70.0	38-150		
Daminozide	3.00	ppm	1.88	< LOQ	159	15-150		
DDVP (Dichlorvos)	1.79	ppm	1.88	< LOQ	95.0	64-124		
Diazinon	1.94	ppm	1.88	< LOQ	103	50-123		
Dimethoate	1.90	ppm	1.88	< LOQ	101	69-116		
Ethoprophos	2.24	ppm	1.88	< LOQ	119	39-146		
Etofenprox	1.62	ppm	1.88	< LOQ	86.2	31-117		
Etoxazole	1.82	ppm	1.88	< LOQ	96.8	35-136		
Fenoxycarb	2.12	ppm	1.88	< LOQ	113	23-150		
Fenpyroximate	1.84	ppm	1.88	< LOQ	97.5	30-143		
Fipronil	1.16	ppm	1.88	< LOQ	61.5	15-150		
Flonicamid	2.04	ppm	1.88	< LOQ	108	50-131		
Fludioxonil	1.17	ppm	1.88	< LOQ	61.9	44-150		
Hexythiazox	1.82	ppm	1.88	< LOQ	96.6	34-144		
Imazalil	1.89	ppm	1.88	< LOQ	101	54-124		
Imidacloprid	2.45	ppm	1.88	< LOQ	130	39-150		
Kresoxim-methyl	1.67	ppm	1.88	< LOQ	88.7	46-134		
Malathion	1.62	ppm	1.88	< LOQ	86.2	26-148		
Metalaxyl	2.47	ppm	1.88	< LOQ	131	60-127		
Methiocarb	2.10	ppm	1.88	< LOQ	111	50-131		
Methomyl	2.10	ppm	1.88	< LOQ	112	47-135		
Methyl parathion	1.40	ppm	1.88	< LOQ	74.5	15-150		
MGK-264	0.90	ppm	1.15	< LOQ	78.4	20-130		
Myclobutanil	2.22	ppm	1.88	< LOQ	118	43-134		
Naled	1.57	ppm	1.88	< LOQ	83.6	38-140		
Oxamyl	2.08	ppm	1.88	< LOQ	110	48-127		
Paclobutrazol	1.63	ppm	1.88	< LOQ	86.7	30-136		
Permethrins (total)	1.00	ppm	1.88	< LOQ	53.0	20-120		
Phosmet	2.33	ppm	1.88	< LOQ	124	51-134		
Piperonyl butoxide	2.20	ppm	1.88	0.12	110	36-134		
Prallethrin	1.81	ppm	1.88	< LOQ	95.9	23-149		
Propiconazole	1.68	ppm	1.88	< LOQ	89.2	45-133		
Propoxur	2.01	ppm	1.88	< LOQ	107	59-130		
Pyrethrins (total)	1.58	ppm	1.13	< LOQ	140	15-146		
Pyridaben	1.39	ppm	1.88	< LOQ	73.9	15-150		



Brian Weigel
Lab Director

These results relate only to the sample included on this report. The report may not be reproduced except in full, without the written permission of SC Laboratories. Samples tested in accordance with Oregon Administrative Rules, TNI 2009 Standard and SC Laboratories quality assurance plan unless otherwise noted.

Quality Control

Pesticide Analysis (Continued)

Batch: B181172 - Pesticide Prep (Continued)

Matrix Spike(B181172-MS1)			Extracted - 12/03/18 10:00 Analyzed - 12/06/18 8:30					
Analyte	Result	Units	Spike Level	Source Result	%REC	%REC Limits	RPD	RPD Limit
Spinosad	1.74	ppm	1.58	< LOQ	110	23-150		
Spiromesifen	2.09	ppm	1.88	< LOQ	111	27-127		
Spirotetramat	1.58	ppm	1.88	< LOQ	83.9	33-150		
Spiroxamine	1.25	ppm	1.04	< LOQ	121	54-134		
Tebuconazole	2.14	ppm	1.88	< LOQ	113	22-126		
Thiacloprid	2.06	ppm	1.88	< LOQ	109	53-138		
Thiamethoxam	1.98	ppm	1.88	< LOQ	105	40-134		
Trifloxystrobin	1.79	ppm	1.88	< LOQ	95.0	25-140		

Matrix Spike Dup(B181172-MSD1)			Extracted - 12/03/18 10:00 Analyzed - 12/06/18					
Analyte	Result	Units	Spike Level	Source Result	%REC	%REC Limits	RPD	RPD Limit
Abamectin	1.50	ppm	1.79	< LOQ	83.7	21-150	10.2	40
Acephate	1.91	ppm	1.84	< LOQ	104	48-131	0.206	26
Acequinocyl	0.47	ppm	1.84	< LOQ	25.2	16-148		50
Acetamiprid	1.92	ppm	1.84	< LOQ	104	50-145	5.30	30
Aldicarb	1.72	ppm	1.84	< LOQ	93.5	53-133	3.32	30
Azoxystrobin	1.41	ppm	1.84	< LOQ	76.6	35-147	5.26	29
Bifenazate	2.31	ppm	1.84	< LOQ	125	43-143	4.75	30
Bifenthrin	0.83	ppm	1.84	< LOQ	45.1	16-107	0.241	29
Boscalid	1.67	ppm	1.84	< LOQ	90.3	42-140	6.54	30
Carbaryl	1.87	ppm	1.84	< LOQ	101	71-113	0.0769	20
Carbofuran	1.97	ppm	1.84	< LOQ	107	73-118	1.68	20
Chlorantraniliprole	1.30	ppm	1.84	< LOQ	70.8	45-136	8.69	30
Chlorfenapyr	< LOQ	ppm	1.84	< LOQ		15-150		50
Chlorpyrifos	1.39	ppm	1.84	< LOQ	75.3	24-125	3.15	29
Clofentezine	1.72	ppm	1.84	< LOQ	93.4	38-118	5.30	26
Cyfluthrin	1.65	ppm	1.84	< LOQ	89.3	23-139	3.14	50
Cypermethrin	1.51	ppm	1.84	< LOQ	81.6	38-150	15.4	30
Daminozide	2.88	ppm	1.84	< LOQ	156	15-150	2.01	26
DDVP (Dichlorvos)	1.69	ppm	1.84	< LOQ	91.6	64-124	3.59	27
Diazinon	1.93	ppm	1.84	< LOQ	105	50-123	1.83	20
Dimethoate	1.80	ppm	1.84	< LOQ	97.4	69-116	3.53	20
Ethoprophos	2.30	ppm	1.84	< LOQ	124	39-146	4.58	30
Etofenprox	1.67	ppm	1.84	< LOQ	90.4	31-117	4.80	27
Etoxazole	1.81	ppm	1.84	< LOQ	98.0	35-136	1.18	30



Brian Weigel
Lab Director

These results relate only to the sample included on this report. The report may not be reproduced except in full, without the written permission of SC Laboratories. Samples tested in accordance with Oregon Administrative Rules, TNI 2009 Standard and SC Laboratories quality assurance plan unless otherwise noted.

Quality Control

Pesticide Analysis (Continued)

Batch: B181172 - Pesticide Prep (Continued)

Matrix Spike Dup(B181172-MSD1)			Extracted - 12/03/18 10:00		Analyzed - 12/06/18			
Analyte	Result	Units	Spike Level	Source Result	%REC	%REC Limits	RPD	RPD Limit
Fenoxycarb	2.15	ppm	1.84	< LOQ	117	23-150	3.49	40
Fenpyroximate	1.82	ppm	1.84	< LOQ	98.5	30-143	1.03	26
Fipronil	1.10	ppm	1.84	< LOQ	59.4	15-150	3.44	30
Flonicamid	1.97	ppm	1.84	< LOQ	107	50-131	1.23	26
Fludioxonil	1.92	ppm	1.84	< LOQ	104	44-150	50.9	30
Hexythiazox	1.74	ppm	1.84	< LOQ	94.3	34-144	2.37	28
Imazalil	1.86	ppm	1.84	< LOQ	101	54-124	0.159	24
Imidacloprid	2.37	ppm	1.84	< LOQ	129	39-150	1.26	30
Kresoxim-methyl	1.68	ppm	1.84	< LOQ	91.1	46-134	2.67	20
Malathion	1.51	ppm	1.84	< LOQ	81.6	26-148	5.39	50
Metalaxyl	2.53	ppm	1.84	< LOQ	137	60-127	4.61	30
Methiocarb	2.08	ppm	1.84	< LOQ	113	50-131	1.04	30
Methomyl	2.22	ppm	1.84	< LOQ	120	47-135	7.49	20
Methyl parathion	1.46	ppm	1.84	< LOQ	79.0	15-150	5.93	50
MGK-264	1.03	ppm	1.13	< LOQ	91.3	20-130	15.2	30
Myclobutanil	2.27	ppm	1.84	< LOQ	123	43-134	4.41	30
Naled	1.42	ppm	1.84	< LOQ	76.8	38-140	8.42	30
Oxamyl	2.01	ppm	1.84	< LOQ	109	48-127	1.53	28
Paclobutrazol	1.60	ppm	1.84	< LOQ	86.6	30-136	0.0779	30
Permethrins (total)	1.00	ppm	1.84	< LOQ	54.4	20-120	2.55	28
Phosmet	2.27	ppm	1.84	< LOQ	123	51-134	0.478	30
Piperonyl butoxide	2.12	ppm	1.84	0.12	108	36-134	1.66	30
Prallethrin	1.98	ppm	1.84	< LOQ	107	23-149	11.1	30
Propiconazole	1.61	ppm	1.84	< LOQ	87.4	45-133	2.08	30
Propoxur	1.87	ppm	1.84	< LOQ	102	59-130	5.15	29
Pyrethrins (total)	1.66	ppm	1.11	< LOQ	150	15-146	7.01	28
Pyridaben	1.42	ppm	1.84	< LOQ	76.9	15-150	3.94	29
Spinosad	1.85	ppm	1.55	< LOQ	119	23-150	8.04	30
Spiromesifen	2.04	ppm	1.84	< LOQ	111	27-127	0.217	28
Spirotetramat	1.51	ppm	1.84	< LOQ	81.7	33-150	2.56	30
Spiroxamine	1.29	ppm	1.01	< LOQ	127	54-134	4.88	30
Tebuconazole	2.17	ppm	1.84	< LOQ	118	22-126	3.64	21
Thiacloprid	1.98	ppm	1.84	< LOQ	107	53-138	1.75	30
Thiamethoxam	1.95	ppm	1.84	< LOQ	105	40-134	0.132	28
Trifloxystrobin	1.79	ppm	1.84	< LOQ	97.0	25-140	2.11	30



Brian Weigel
 Lab Director

These results relate only to the sample included on this report. The report may not be reproduced except in full, without the written permission of SC Laboratories. Samples tested in accordance with Oregon Administrative Rules, TNI 2009 Standard and SC Laboratories quality assurance plan unless otherwise noted.

Quality Control Solvent Analysis

Batch: B181166 - Residual Solvent Prep

Blank(B181166-BLK1)			Extracted - 11/30/18 9:32 Analyzed - 12/03/18 12:12					
Analyte	Result	Units	Spike Level	Source Result	%REC	%REC Limits	RPD	RPD Limit
1,4-Dioxane	< LOQ	ug/g						
2-Butanol	< LOQ	ug/g						
2-Ethoxyethanol	< LOQ	ug/g						
2-Propanol (IPA)	< LOQ	ug/g						
Acetone	< LOQ	ug/g						
Acetonitrile	< LOQ	ug/g						
Benzene	< LOQ	ug/g						
Butanes	< LOQ	ug/g						
Cyclohexane	< LOQ	ug/g						
Dichloromethane (methylene chloride)	< LOQ	ug/g						
Ethyl acetate	< LOQ	ug/g						
Ethyl ether	< LOQ	ug/g						
Ethylbenzene	< LOQ	ug/g						
Ethylene glycol	< LOQ	ug/g						
Ethylene oxide	< LOQ	ug/g						
Heptane	< LOQ	ug/g						
Hexanes	< LOQ	ug/g						
Isopropyl acetate	< LOQ	ug/g						
Isopropylbenzene (cumene)	< LOQ	ug/g						
Methanol	< LOQ	ug/g						
Pentanes	< LOQ	ug/g						
Propane	< LOQ	ug/g						
Tetrahydrofuran	< LOQ	ug/g						
Toluene	< LOQ	ug/g						
Xylenes	< LOQ	ug/g						

LCS(B181166-BS1)			Extracted - 11/30/18 9:32 Analyzed - 12/03/18 11:08					
Analyte	Result	Units	Spike Level	Source Result	%REC	%REC Limits	RPD	RPD Limit
1,4-Dioxane	552	ug/g	570		96.8	70-130		
2,2-Dimethylbutane	469	ug/g	435		108	70-130		
2-Butanol	3870	ug/g	3500		110	70-130		
2-Ethoxyethanol	276	ug/g	240		115	70-130		
2-Methylbutane (isopentane)	4200	ug/g	3500		120	70-130		
2-Methylpentane/2,3-Dimethylbutane	937	ug/g	870		108	70-130		
2-Propanol (IPA)	4150	ug/g	3500		119	70-130		



Brian Weigel
Lab Director

These results relate only to the sample included on this report. The report may not be reproduced except in full, without the written permission of SC Laboratories. Samples tested in accordance with Oregon Administrative Rules, TNI 2009 Standard and SC Laboratories quality assurance plan unless otherwise noted.

Quality Control

Solvent Analysis (Continued)

Batch: B181166 - Residual Solvent Prep (Continued)

LCS(B181166-BS1)		Extracted - 11/30/18 9:32 Analyzed - 12/03/18 11:08						
Analyte	Result	Units	Spike Level	Source Result	%REC	%REC Limits	RPD	RPD Limit
3-Methylpentane	454	ug/g	435		104	70-130		
Acetone	4370	ug/g	3500		125	70-130		
Acetonitrile	666	ug/g	615		108	70-130		
Benzene	2.71	ug/g	3.00		90.4	70-130		
Cyclohexane	6730	ug/g	5820		116	70-130		
Dichloromethane (methylene chloride)	997	ug/g	900		111	70-130		
Ethyl acetate	3970	ug/g	3500		113	70-130		
Ethyl ether	4120	ug/g	3500		118	70-130		
Ethylbenzene	3330	ug/g	3250		103	70-130		
Ethylene glycol	1140	ug/g	930		122	70-130		
Heptane	3950	ug/g	3500		113	70-130		
Isopropyl acetate	4070	ug/g	3500		116	70-130		
Isopropylbenzene (cumene)	95.7	ug/g	105		91.2	70-130		
m,p-Xylene	7120	ug/g	6510		109	70-130		
Methanol	3130	ug/g	2500		125	70-130		
n-Hexane	451	ug/g	435		104	70-130		
n-Pentane	4270	ug/g	3500		122	70-130		
Tetrahydrofuran	1120	ug/g	1080		104	70-130		
Toluene	1320	ug/g	1340		99.0	70-130		
o-Xylene	3420	ug/g	3250		105	70-130		

Matrix Spike(B181166-MS1)		Extracted - 11/30/18 9:32 Analyzed - 12/03/18 11:29						
Analyte	Result	Units	Spike Level	Source Result	%REC	%REC Limits	RPD	RPD Limit
1,4-Dioxane	487	ug/g	524	< LOQ	92.9	70-130		
2,2-Dimethylbutane	402	ug/g	400	< LOQ	100	70-130		
2-Butanol	3440	ug/g	3220	< LOQ	107	70-130		
2-Ethoxyethanol	252	ug/g	221	< LOQ	114	70-130		
2-Methylbutane (isopentane)	3580	ug/g	3220	< LOQ	111	70-130		
2-Methylpentane/2,3-Dimethylbutane	817	ug/g	800	< LOQ	102	70-130		
2-Propanol (IPA)	3630	ug/g	3220	195	107	70-130		
3-Methylpentane	395	ug/g	400	< LOQ	98.7	70-130		
Acetone	3820	ug/g	3220	197	112	70-130		
Acetonitrile	576	ug/g	566	< LOQ	102	70-130		
Benzene	2.60	ug/g	2.76	< LOQ	94.2	70-130		
Cyclohexane	6050	ug/g	5360	< LOQ	113	70-130		



Brian Weigel
Lab Director

These results relate only to the sample included on this report. The report may not be reproduced except in full, without the written permission of SC Laboratories. Samples tested in accordance with Oregon Administrative Rules, TNI 2009 Standard and SC Laboratories quality assurance plan unless otherwise noted.

Quality Control

Solvent Analysis (Continued)

Batch: B181166 - Residual Solvent Prep (Continued)

Matrix Spike(B181166-MS1)			Extracted - 11/30/18 9:32 Analyzed - 12/03/18 11:29					
Analyte	Result	Units	Spike Level	Source Result	%REC	%REC Limits	RPD	RPD Limit
Dichloromethane (methylene chloride)	879	ug/g	828	< LOQ	106	70-130		
Ethyl acetate	3440	ug/g	3220	< LOQ	107	70-130		
Ethyl ether	3500	ug/g	3220	< LOQ	109	70-130		
Ethylbenzene	3220	ug/g	2990	< LOQ	108	70-130		
Ethylene glycol	1130	ug/g	855	< LOQ	132	70-130		
Heptane	3570	ug/g	3220	< LOQ	111	70-130		
Isopropyl acetate	3550	ug/g	3220	< LOQ	110	70-130		
Isopropylbenzene (cumene)	139	ug/g	96.6	< LOQ	144	70-130		
m,p-Xylene	6860	ug/g	5990	< LOQ	114	70-130		
Methanol	2680	ug/g	2300	74.1	113	70-130		
n-Hexane	398	ug/g	400	29.5	92.2	70-130		
n-Pentane	3640	ug/g	3220	< LOQ	113	70-130		
Tetrahydrofuran	975	ug/g	993	< LOQ	98.2	70-130		
Toluene	1250	ug/g	1230	< LOQ	102	70-130		
o-Xylene	3280	ug/g	2990	< LOQ	110	70-130		

Matrix Spike Dup(B181166-MSD1)			Extracted - 11/30/18 9:32 Analyzed - 12/03/18					
Analyte	Result	Units	Spike Level	Source Result	%REC	%REC Limits	RPD	RPD Limit
1,4-Dioxane	472	ug/g	522	< LOQ	90.4	70-130	3.06	30
2,2-Dimethylbutane	384	ug/g	399	< LOQ	96.3	70-130	4.60	30
2-Butanol	3270	ug/g	3210	< LOQ	102	70-130	5.10	30
2-Ethoxyethanol	246	ug/g	220	< LOQ	112	70-130	2.69	30
2-Methylbutane (isopentane)	3380	ug/g	3210	< LOQ	105	70-130	5.63	30
2-Methylpentane/2,3-Dimethylbutane	774	ug/g	797	< LOQ	97.1	70-130	5.42	30
2-Propanol (IPA)	3460	ug/g	3210	195	102	70-130	4.80	30
3-Methylpentane	378	ug/g	399	< LOQ	94.8	70-130	4.31	30
Acetone	3600	ug/g	3210	197	106	70-130	5.77	30
Acetonitrile	548	ug/g	564	< LOQ	97.2	70-130	5.06	30
Benzene	2.22	ug/g	2.75	< LOQ	80.7	70-130	15.8	30
Cyclohexane	5760	ug/g	5340	< LOQ	108	70-130	4.81	30
Dichloromethane (methylene chloride)	832	ug/g	825	< LOQ	101	70-130	5.53	30
Ethyl acetate	3260	ug/g	3210	< LOQ	102	70-130	5.18	30
Ethyl ether	3330	ug/g	3210	< LOQ	104	70-130	4.88	30
Ethylbenzene	3080	ug/g	2980	< LOQ	103	70-130	4.34	30
Ethylene glycol	1100	ug/g	852	< LOQ	129	70-130	2.46	30



Brian Weigel
Lab Director

These results relate only to the sample included on this report. The report may not be reproduced except in full, without the written permission of SC Laboratories. Samples tested in accordance with Oregon Administrative Rules, TNI 2009 Standard and SC Laboratories quality assurance plan unless otherwise noted.

Quality Control Solvent Analysis (Continued)

Batch: B181166 - Residual Solvent Prep (Continued)

Matrix Spike Dup(B181166-MSD1)			Extracted - 11/30/18 9:32 Analyzed - 12/03/18					
Analyte	Result	Units	Spike Level	Source Result	%REC	%REC Limits	RPD	RPD Limit
Heptane	3390	ug/g	3210	< LOQ	106	70-130	5.41	30
Isopropyl acetate	3360	ug/g	3210	< LOQ	105	70-130	5.52	30
Isopropylbenzene (cumene)	136	ug/g	96.2	< LOQ	141	70-130	2.25	30
m,p-Xylene	6600	ug/g	5970	< LOQ	111	70-130	3.75	30
Methanol	2530	ug/g	2290	74.1	107	70-130	5.93	30
n-Hexane	383	ug/g	399	29.5	88.7	70-130	3.89	30
n-Pentane	3470	ug/g	3210	< LOQ	108	70-130	4.80	30
Tetrahydrofuran	930	ug/g	990	< LOQ	94.0	70-130	4.72	30
Toluene	1190	ug/g	1230	< LOQ	97.5	70-130	4.54	30
o-Xylene	3170	ug/g	2980	< LOQ	107	70-130	3.42	30



Brian Weigel
Lab Director

These results relate only to the sample included on this report. The report may not be reproduced except in full, without the written permission of SC Laboratories. Samples tested in accordance with Oregon Administrative Rules, TNI 2009 Standard and SC Laboratories quality assurance plan unless otherwise noted.

Quality Control Terpene Analysis

Batch: B181170 - Potency/Terpenes

Blank(B181170-BLK1)			Extracted - 12/03/18 9:50 Analyzed - 12/03/18 16:47					
Analyte	Result	Units	Spike Level	Source Result	%REC	%REC Limits	RPD	RPD Limit
alpha Pinene	< LOQ	%						
Myrcene	< LOQ	%						
alpha Phellandrene	< LOQ	%						
3-Carene	< LOQ	%						
alpha Terpinene	< LOQ	%						
Limonene	< LOQ	%						
Terpinolene	< LOQ	%						
Linalool	< LOQ	%						
Fenchol	< LOQ	%						
Borneol	< LOQ	%						
Terpineol	< LOQ	%						
Geraniol	< LOQ	%						
alpha Humulene	< LOQ	%						
beta Caryophyllene	< LOQ	%						
Caryophyllene Oxide	< LOQ	%						
alpha Bisabolol	< LOQ	%						
Camphene	< LOQ	%						
beta Pinene	< LOQ	%						
Ocimene	< LOQ	%						
Sabinene	< LOQ	%						
Camphor	< LOQ	%						
Isoborneol	< LOQ	%						
Menthol	< LOQ	%						
alpha Cedrene	< LOQ	%						
Nerolidol	< LOQ	%						
R-(+)-Pulegone	< LOQ	%						
Eucalyptol	< LOQ	%						
p-Cymene	< LOQ	%						
(-)-Isopulegol	< LOQ	%						
Geranyl Acetate	< LOQ	%						
Guaiol	< LOQ	%						
Valencene	< LOQ	%						
Phytol	< LOQ	%						
Citronellol	< LOQ	%						
gamma-Terpinene	< LOQ	%						



Brian Weigel
Lab Director

These results relate only to the sample included on this report. The report may not be reproduced except in full, without the written permission of SC Laboratories. Samples tested in accordance with Oregon Administrative Rules, TNI 2009 Standard and SC Laboratories quality assurance plan unless otherwise noted.

Quality Control Terpene Analysis (Continued)

Batch: B181170 - Potency/Terpenes (Continued)

Duplicate(B181170-DUP1)		Extracted - 12/03/18 9:50 Analyzed - 12/03/18 16:47						
Analyte	Result	Units	Spike Level	Source Result	%REC	%REC Limits	RPD	RPD Limit
alpha Pinene	< LOQ	%		< LOQ				20
Myrcene	0.616	%		0.560			9.49	20
alpha Phellandrene	< LOQ	%		< LOQ				20
3-Carene	< LOQ	%		< LOQ				20
alpha Terpinene	< LOQ	%		< LOQ				20
Limonene	1.043	%		1.015			2.67	20
Terpinolene	< LOQ	%		< LOQ				20
Linalool	0.234	%		0.228			2.83	20
Fenchol	0.124	%		0.128			3.13	20
Borneol	< LOQ	%		< LOQ				20
Terpineol	< LOQ	%		< LOQ				20
Geraniol	< LOQ	%		< LOQ				20
alpha Humulene	0.562	%		0.603			7.14	20
beta Caryophyllene	1.682	%		1.720			2.20	20
Caryophyllene Oxide	0.215	%		0.197			8.80	20
alpha Bisabolol	0.264	%		0.254			3.66	20
Camphene	< LOQ	%		< LOQ				20
beta Pinene	0.180	%		0.152			16.7	20
Ocimene	< LOQ	%		< LOQ				20
Sabinene	< LOQ	%		< LOQ				20
Camphor	< LOQ	%		< LOQ				20
Isoborneol	< LOQ	%		< LOQ				20
Menthol	< LOQ	%		< LOQ				20
alpha Cedrene	< LOQ	%		0.095				20
Nerolidol	0.388	%		0.381			1.79	20
R-(+)-Pulegone	< LOQ	%		< LOQ				20
Eucalyptol	< LOQ	%		< LOQ				20
p-Cymene	< LOQ	%		< LOQ				20
(-)-Isopulegol	< LOQ	%		< LOQ				20
Geranyl Acetate	< LOQ	%		< LOQ				20
Guaiol	0.192	%		0.180			6.50	20
Valencene	0.122	%		0.110			10.8	20
Phytol	< LOQ	%		< LOQ				20
Citronellol	< LOQ	%		< LOQ				20
gamma-Terpinene	< LOQ	%		< LOQ				20



Brian Weigel
 Lab Director

These results relate only to the sample included on this report. The report may not be reproduced except in full, without the written permission of SC Laboratories. Samples tested in accordance with Oregon Administrative Rules, TNI 2009 Standard and SC Laboratories quality assurance plan unless otherwise noted.



**OREGON LIQUOR CONTROL COMMISSION
CANNABIS TRANSPORTATION MANIFEST**



18K0118

All sales transactions are to be completed prior to transportation of any CANNABIS. The receiving entity may reject product delivered, but amount delivered must be limited to amount agreed upon in prior sales transaction.

Manifest No.:	0001139283	Date Created:	11/28/2018 4:07 PM
Originating Entity:	OM Extracts	For OLCC Use Only	
Originating License Number:	030-10051970949		
Address of Originating Entity:	500 Industrial Circle, Units E, F, G, and H White City, OR 97503		
Phone No. of Originating Entity:	503-688-3289		
Contact Phone No. for Inquiries: 503-688-3289			
Destination # 1	SC Laboratories	Destination Phone No.:	707-339-0050
Destination License Number:	010-1004748743D	Date and Approx. Time of Departure:	11/28/2018 4:00 PM
Address of Destination:	15865 SW 74th Avenue Ste 110 Tigard, OR 97224	Date and Approx. Time of Arrival:	11/29/2018 4:00 PM
		Date/Time Received:	11/29/18 1906
		Notes: details for extenuating circumstances (e.g., road closure, flat tire, etc.)	
Route to be Traveled: Overnight 744 Dakota Ave, Medford, OR, 97501 , then I-5 North to SC Laboratories 65 SW 74th Ave, Ste 110 Tigard, OR 97224			
Name of Person Transporting:	Joel Glimpse/ Scott Forster	Handler Permit No. of Driver:	10268222
State Driver's License No.:	9474950/A625521	Signature of Person Transporting:	
Make, Model, License Plate No.:	scion/nissan XB/NV 200 175 JLS/825 KAT		
Package # 1	Production Batch No.	Item Name	Quantity
1A4010300014ADD000009309 Lab Test: SubmittedForTesting Status: Shipped		FECO Bulk - Full Moon (Extracts)	Shp: 12.8400 g
Harvests:	FM 10/11, FM 10/12, fm 10/14		
Package # 2	Production Batch No.	Item Name	Quantity
1A4010300014ADD000009310 Lab Test: SubmittedForTesting Status: Shipped		FECO Bulk - Crazy Train (Extracts)	Shp: 12.8600 g
Harvests:	qt 10/14, qt 10/19		
Package # 3	Production Batch No.	Item Name	Quantity
1A4010300014ADD000009311 Lab Test: SubmittedForTesting Status: Shipped		FECO Bulk - Golden Wonder x Wonder Goo (Extracts)	Shp: 12.8400 g
Harvests:	Golden Wonder (Wonder Goo x Golden Gauge) 10/28/17, Wonder Goo 10/19/17, Wonder Goo 9/28/17		
Package # 4	Production Batch No.	Item Name	Quantity
1A4010300014ADD000009312 Lab Test: SubmittedForTesting Status: Shipped		FECO Bulk - Durban Poison (Extracts)	Shp: 12.8900 g
Harvests:	DP 10/12, DPss 10/12		
Package # 5	Production Batch No.	Item Name	Quantity
1A4010300014ADD000009313 Lab Test: SubmittedForTesting Status: Shipped		FECO Bulk - The White (Extracts)	Shp: 12.8000 g
Harvests:	TW 10/10, tw 10/19		



**OREGON LIQUOR CONTROL COMMISSION
CANNABIS TRANSPORTATION MANIFEST**



18K0118

All sales transactions are to be completed prior to transportation of any CANNABIS. The receiving entity may reject product delivered, but amount delivered must be limited to amount agreed upon in prior sales transaction.

Manifest No.:	0001139283	Date Created:	11/28/2018 4:07 PM
PRODUCT REJECTION (if only a portion of shipment is rejected, circle that portion above)			
Name of Person Receiving or Rejecting Product:	Justin Miller		
I confirm that the contents of this shipment match weight records entered above, and I agree to take custody of those portions of this shipment <i>not</i> circled above. Those portions circled were returned to the individual delivering this shipment.			
Signature:	Justin Miller	Date:	11/29/18
Signature of individual taking receipt of rejected portion of this shipment:			

Observations and Abnormalities:							
---------------------------------	--	--	--	--	--	--	--

Container Type	METRC Harvest/Processing Lot ID #:				Product Type	Client Sample Name	Product Date	Batch Size (g)
Jar					Concentrate	Quazy Train		2270
METRC Batch ID	Product Temp (°C)	Humidity (%)	# of Containers	Sample Media	# Zones	# of Inc.	1° Sample (g)	Sample Name
1A4010300014ADD000009244	60.5	52.1	1	Vial	4	8	1	Quazy Train Primary
Lab Sample ID	Container ID		Increment Zone	Sampling Media Wt. (g)	Wt. Inc+Media (g)	Increment Weight (g)	Sample METRC ID#	
18KOM28-05	Quazy Train-1		A1	14.98	15.78	0.8	1A4010300014ADD000009310	
18KOM28-05	Quazy Train-1		A1	15.78	16.58	0.8	1A4010300014ADD000009310	
18KOM28-05	Quazy Train-1		A2	16.58	17.38	0.8	1A4010300014ADD000009310	
18KOM28-05	Quazy Train-1		A3	17.38	18.18	0.8	1A4010300014ADD000009310	
18KOM28-05	Quazy Train-1		A3	18.18	18.98	0.8	1A4010300014ADD000009310	
18KOM28-05	Quazy Train-1		A3	18.98	19.78	0.8	1A4010300014ADD000009310	
18KOM28-05	Quazy Train-1		A4	19.78	20.58	0.8	1A4010300014ADD000009310	
18KOM28-05	Quazy Train-1		A4	20.58	21.39	0.81	1A4010300014ADD000009310	
					Total Primary Mass = 6.41		Primary + Duplicate Mass = 0 g	
Observations and Abnormalities:	Batch #	Marks/Labels	Cont. Types/Sizes	Uniform	Plant Colors	Shape and Size	Sampling Plan	

METRC Batch ID	Product Temp (°C)	Humidity (%)	# of Containers	Sample Media	# Zones	# of Inc.	1° Sample (g)	Sample Name
1A4010300014ADD000009244	60.5	52.1	1	Vial	4	8	1	Quazy Train Duplicate
Lab Sample ID	Container ID		Increment Zone	Sampling Media Wt. (g)	Wt. Inc+Media (g)	Increment Weight (g)	Sample METRC ID#	
18KOM28-06	Quazy Train-1		A1	14.96	15.76	0.8	1A4010300014ADD000009310	
18KOM28-06	Quazy Train-1		A1	15.76	16.56	0.8	1A4010300014ADD000009310	
18KOM28-06	Quazy Train-1		A2	16.56	17.36	0.8	1A4010300014ADD000009310	
18KOM28-06	Quazy Train-1		A2	17.36	18.16	0.8	1A4010300014ADD000009310	
18KOM28-06	Quazy Train-1		A2	18.16	18.96	0.8	1A4010300014ADD000009310	
18KOM28-06	Quazy Train-1		A2	18.96	19.76	0.8	1A4010300014ADD000009310	
18KOM28-06	Quazy Train-1		A3	19.76	20.56	0.8	1A4010300014ADD000009310	
18KOM28-06	Quazy Train-1		A4	20.56	21.41	0.85	1A4010300014ADD000009310	
					Total Duplicate Mass = 6.45		Primary + Duplicate Mass = 0 g	

Observations and Abnormalities:	Batch #	Marks/Labels	Cont. Types/Sizes	Uniform	Plant Colors	Shape and Size	Sampling Plan

Container Type	METRC Harvest/Processing Lot ID #:				Product Type	Client Sample Name	Product Date	Batch Size (g)
Jar					Concentrate	Golden Wonder x Wonder Goo		2270
METRC Batch ID	Product Temp (°C)	Humidity (%)	# of Containers	Sample Media	# Zones	# of Inc.	1° Sample (g)	Sample Name
1A4010300014ADD000009270	60.5	52.1	1	Vial	4	8	1	Golden Wonder x Wonder Goo Primary
Lab Sample ID	Container ID		Increment Zone	Sampling Media Wt. (g)	Wt. Inc+Media (g)	Increment Weight (g)	Sample METRC ID#	
18KOM28-07	Golden Wonder x Wonder Goo-1		A1	15.02	15.82	0.8	1A4010300014ADD000009311	
18KOM28-07	Golden Wonder x Wonder Goo-1		A2	15.82	16.62	0.8	1A4010300014ADD000009311	
18KOM28-07	Golden Wonder x Wonder Goo-1		A2	16.62	17.42	0.8	1A4010300014ADD000009311	
18KOM28-07	Golden Wonder x Wonder Goo-1		A3	17.42	18.22	0.8	1A4010300014ADD000009311	
18KOM28-07	Golden Wonder x Wonder Goo-1		A3	18.22	19.02	0.8	1A4010300014ADD000009311	
18KOM28-07	Golden Wonder x Wonder Goo-1		A4	19.02	19.82	0.8	1A4010300014ADD000009311	
18KOM28-07	Golden Wonder x Wonder Goo-1		A4	19.82	20.62	0.8	1A4010300014ADD000009311	
18KOM28-07	Golden Wonder x Wonder Goo-1		A4	20.62	21.43	0.81	1A4010300014ADD000009311	
						Total Primary Mass = 6.41	Primary + Duplicate Mass = 0 g	

Observations and Abnormalities:	Batch #	Marks/Labels	Cont. Types/Sizes	Uniform	Plant Colors	Shape and Size	Sampling Plan

METRC Batch ID	Product Temp (°C)	Humidity (%)	# of Containers	Sample Media	# Zones	# of Inc.	1° Sample (g)	Sample Name
1A4010300014ADD000009270	60.5	52.1	1	Vial	4	8	1	Golden Wonder x Wonder Goo Duplicate
Lab Sample ID	Container ID		Increment Zone	Sampling Media Wt. (g)	Wt. Inc+Media (g)	Increment Weight (g)	Sample METRC ID#	
18KOM28-08	Golden Wonder x Wonder Goo-1		A1	14.99	15.79	0.8	1A4010300014ADD000009311	
18KOM28-08	Golden Wonder x Wonder Goo-1		A2	15.79	16.59	0.8	1A4010300014ADD000009311	
18KOM28-08	Golden Wonder x Wonder Goo-1		A2	16.59	17.39	0.8	1A4010300014ADD000009311	
18KOM28-08	Golden Wonder x Wonder Goo-1		A3	17.39	18.19	0.8	1A4010300014ADD000009311	
18KOM28-08	Golden Wonder x Wonder Goo-1		A4	18.19	18.99	0.8	1A4010300014ADD000009311	
18KOM28-08	Golden Wonder x Wonder Goo-1		A4	18.99	19.79	0.8	1A4010300014ADD000009311	
18KOM28-08	Golden Wonder x Wonder Goo-1		A4	19.79	20.59	0.8	1A4010300014ADD000009311	
18KOM28-08	Golden Wonder x Wonder Goo-1		A4	20.59	21.42	0.83	1A4010300014ADD000009311	

					Total Duplicate Mass = 6.43	Primary + Duplicate Mass = 0 g	
Observations and Abnormalities:	Batch #	Marks/Labels	Cont. Types/Sizes	Uniform	Plant Colors	Shape and Size	Sampling Plan

Container Type	METRC Harvest/Processing Lot ID #:					Product Type	Client Sample Name	Product Date	Batch Size (g)
Jar						Concentrate	Full Moon		2724
METRC Batch ID	Product Temp (°C)	Humidity (%)	# of Containers	Sample Media	# Zones	# of Inc.	1° Sample (g)	Sample Name	
1A4010300014ADD000009271	60.5	52.1	1	Vial	4	8	1	Full Moon Primary	
Lab Sample ID	Container ID		Increment Zone	Sampling Media Wt. (g)	Wt. Inc+Media (g)	Increment Weight (g)	Sample METRC ID#		
18KOM28-09	Full Moon-1		A1	15	15.8	0.8	1A4010300014ADD000009309		
18KOM28-09	Full Moon-1		A1	15.8	16.6	0.8	1A4010300014ADD000009309		
18KOM28-09	Full Moon-1		A2	16.6	17.4	0.8	1A4010300014ADD000009309		
18KOM28-09	Full Moon-1		A2	17.4	18.2	0.8	1A4010300014ADD000009309		
18KOM28-09	Full Moon-1		A3	18.2	19	0.8	1A4010300014ADD000009309		
18KOM28-09	Full Moon-1		A3	19	19.8	0.8	1A4010300014ADD000009309		
18KOM28-09	Full Moon-1		A3	19.8	20.6	0.8	1A4010300014ADD000009309		
18KOM28-09	Full Moon-1		A4	20.6	21.42	0.82	1A4010300014ADD000009309		
						Total Primary Mass = 6.42	Primary + Duplicate Mass = 0 g		

Observations and Abnormalities:	Batch #	Marks/Labels	Cont. Types/Sizes	Uniform	Plant Colors	Shape and Size	Sampling Plan

METRC Batch ID	Product Temp (°C)	Humidity (%)	# of Containers	Sample Media	# Zones	# of Inc.	1° Sample (g)	Sample Name
1A4010300014ADD000009271	60.5	52.1	1	Vial	4	8	1	Full Moon Duplicate
Lab Sample ID	Container ID		Increment Zone	Sampling Media Wt. (g)	Wt. Inc+Media (g)	Increment Weight (g)	Sample METRC ID#	
18KOM28-10	Full Moon-1		A1	15.01	15.81	0.8	1A4010300014ADD000009309	
18KOM28-10	Full Moon-1		A2	15.81	16.61	0.8	1A4010300014ADD000009309	
18KOM28-10	Full Moon-1		A2	16.61	17.41	0.8	1A4010300014ADD000009309	
18KOM28-10	Full Moon-1		A2	17.41	18.21	0.8	1A4010300014ADD000009309	
18KOM28-10	Full Moon-1		A2	18.21	19.01	0.8	1A4010300014ADD000009309	
18KOM28-10	Full Moon-1		A3	19.01	19.81	0.8	1A4010300014ADD000009309	
18KOM28-10	Full Moon-1		A3	19.81	20.61	0.8	1A4010300014ADD000009309	
18KOM28-10	Full Moon-1		A3	20.61	21.43	0.82	1A4010300014ADD000009309	

					Total Duplicate Mass = 6.42		Primary + Duplicate Mass = 0 g
Observations and Abnormalities:	Batch #	Marks/Labels	Cont. Types/Sizes	Uniform	Plant Colors	Shape and Size	Sampling Plan

CHAIN OF CUSTODY

SC Laboratories Oregon LLC
 15865 SW 74th Avenue, Ste 110
 Tigard OR, 97224
 (503) 272-8830
 ORELAP ID # 4133
www.sclabs.com

Client	OM Ext	COC #	1/1	18K0118
Address	500 Industrial wy	Work Order #	18KOM28 18K0118	
Date Sampled	11/28/2018	Received By	Joel Scott	
OLCC License #	10051970849	Received Date	11/29/18	
OLCC License Type	Processor	Courier	Joel Scott	
Email	503-650-1877	Name of Sampler	Joel	
Phone	503-650-1877	Transfer Manifest #	1139283	
Sampler OLCC License #	010-1004748743D	Place where Sampled	500 Industrial wy	
TESTS REQUESTED				
<input type="checkbox"/> Potency <input type="checkbox"/> Water Activity <input type="checkbox"/> Moisture Content <input type="checkbox"/> Pesticide <input type="checkbox"/> Residual Solvent <input type="checkbox"/> Terpene				
Sample Specific Notes				

Sample Name	Time	METRC Label	Unique Batch Number	SC Labs LIMS ID	Sample Type	Total Sample Mass	# of Increments	Potency	Water Activity	Moisture Content	Pesticide	Residual Solvent	Terpene
The White Primary	15:10	1A4010300014ADD000009313	The White	18KOM28-01	C	6.4	8	X			X	X	X
The White Duplicate	15:11	1A4010300014ADD000009313	The White	18KOM28-02	C	6.4	8	X			X	X	X
Durban Poison Primary	15:48	1A4010300014ADD000009312	Durban Poison	18KOM28-03	C	6.47	8	X			X	X	X
Durban Poison Duplicate	15:49	1A4010300014ADD000009312	Durban Poison	18KOM28-04	C	6.42	8	X			X	X	X
Quazy Train Primary	15:32	1A4010300014ADD000009310	Quazy Train	18KOM28-05	C	6.41	8	X			X	X	X
Quazy Train Duplicate	15:36	1A4010300014ADD000009310	Quazy Train	18KOM28-06	C	6.45	8	X			X	X	X
Golden Wonder x Wonder Goo Primary	15:20	1A4010300014ADD000009311	Golden Wonder x Wonder Goo	18KOM28-07	C	6.41	8	X			X	X	X
Golden Wonder x Wonder Goo Duplicate	15:23	1A4010300014ADD000009311	Golden Wonder x Wonder Goo	18KOM28-08	C	6.43	8	X			X	X	X
Full Moon Primary	15:40	1A4010300014ADD000009309	Full Moon	18KOM28-09	C	6.42	8	X			X	X	X
Full Moon Duplicate	15:41	1A4010300014ADD000009309	Full Moon	18KOM28-10	C	6.42	8	X			X	X	X

Notes/Special Considerations: Opt OUT of Sample Duplicate Yes No

Samples Relinquished
 Print Name: Jane Date: 11/28/18
 Representative of: OW ExHerts
 Signature: [Signature] Time: 4:06

Samples Received
 Print Name: Joel Date: 11/28/18
 Representative of: SC Labs
 Signature: [Signature] Time: 4:06

Samples Relinquished
 Print Name: Scott Date: 11/29
 Representative of: SC
 Signature: [Signature] Time: 4:20

Samples Received
 Print Name: Scott Date: 11/29/18
 Representative of: SC Labs
 Signature: [Signature] Time: 4:30