

Sample Name: **Lemon Kush FECO Primary**
 Tested for: **OM Extracts**
Compliance Concentrate

Laboratory ID: 18J0092-03

Matrix: Extracts and Concentrates

Sample Metrc ID: 1A4010300014ADD000008400

Lot # 181024 LK

Date Sampled: 10/25/18 09:07

Batch RFID: 1A4010300014ADD000004992

Date Accepted: 10/25/18

Batch Size: 2000 (g)

Results Valid Until: 10/25/19



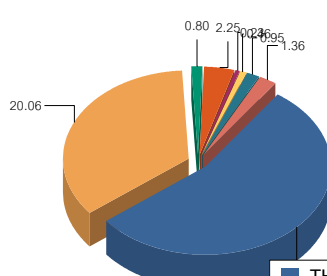
Potency Analysis

Date Extracted: 10/29/18

Analysis Method/SOP: Potency

Date Analyzed: 10/29/18

* - ORELAP certified analyte

Cannabinoids	% weight	mg/g	Cannabinoids Profile																		
Total THC ((THCA*0.877)+d9)	49.06	490.6	 <table border="1"> <tr><td>THC</td><td>31.47</td></tr> <tr><td>THCA</td><td>20.06</td></tr> <tr><td>CBD</td><td>0.80</td></tr> <tr><td>CBDA</td><td>2.25</td></tr> <tr><td>CBN</td><td>0.23</td></tr> <tr><td>CBG</td><td>0.46</td></tr> <tr><td>CBGA</td><td>0.95</td></tr> <tr><td>CBC</td><td>1.36</td></tr> <tr><td>Total:</td><td>57.57</td></tr> </table>	THC	31.47	THCA	20.06	CBD	0.80	CBDA	2.25	CBN	0.23	CBG	0.46	CBGA	0.95	CBC	1.36	Total:	57.57
THC	31.47																				
THCA	20.06																				
CBD	0.80																				
CBDA	2.25																				
CBN	0.23																				
CBG	0.46																				
CBGA	0.95																				
CBC	1.36																				
Total:	57.57																				
Total CBD ((CBDA*0.877)+CBD)	2.77	27.7																			
d9-THC (d9-Tetrahydrocannabinol)*	31.47	314.7																			
d8-THC (d8-Tetrahydrocannabinol)*	< LOQ	< LOQ																			
THCA (d9-Tetrahydrocannabinolic Acid)*	20.06	200.6																			
CBD (Cannabidiol)*	0.80	8																			
CBDA (Cannabidiolic Acid)*	2.25	22.5																			
CBN (Cannabinol)*	0.23	2.3																			
CBG (Cannabigerol)*	0.46	4.6																			
CBGA (Cannabigerolic Acid)	0.95	9.5																			
CBDV (Cannabidivarin)*	< LOQ	< LOQ																			
CBDVA (Cannabidivarinic Acid)	< LOQ	< LOQ																			
CBC (Cannabichromene)*	1.36	13.6																			
THCV (Tetrahydrocannabivarin)	< LOQ	< LOQ																			
Total Cannabinoids	57.57	575.7																			

<LOQ - Results below the Limit of Quantitation - Compound not detected



Brian Weigel
Lab Director

These results relate only to the sample included on this report. The report may not be reproduced except in full, without the written permission of SC Laboratories. Samples tested in accordance with Oregon Administrative Rules, TNI 2009 Standard and SC Laboratories quality assurance plan unless otherwise noted.

Sample Name: **Lemon Kush FECO Duplicate**
 Tested for: **OM Extracts**
Compliance Concentrate

Laboratory ID: 18J0092-04

Matrix: Extracts and Concentrates

Sample Metrc ID: 1A4010300014ADD000008400

Lot # 181024 LK

Date Sampled: 10/25/18 09:11

Batch RFID: 1A4010300014ADD000004992

Date Accepted: 10/25/18

Batch Size: 2000 (g)

Results Valid Until: 10/25/19



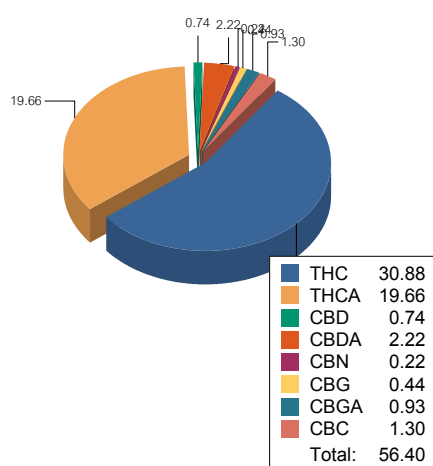
Potency Analysis

Date Extracted: 10/29/18

Analysis Method/SOP: Potency

Date Analyzed: 10/29/18

* - ORELAP certified analyte

Cannabinoids	% weight	mg/g	Cannabinoids Profile																		
Total THC ((THCA*0.877)+d9)	48.13	481.3	 <table border="1"> <tr><td>THC</td><td>30.88</td></tr> <tr><td>THCA</td><td>19.66</td></tr> <tr><td>CBD</td><td>0.74</td></tr> <tr><td>CBDA</td><td>2.22</td></tr> <tr><td>CBN</td><td>0.22</td></tr> <tr><td>CBG</td><td>0.44</td></tr> <tr><td>CBGA</td><td>0.93</td></tr> <tr><td>CBC</td><td>1.30</td></tr> <tr><td>Total</td><td>56.40</td></tr> </table>	THC	30.88	THCA	19.66	CBD	0.74	CBDA	2.22	CBN	0.22	CBG	0.44	CBGA	0.93	CBC	1.30	Total	56.40
THC	30.88																				
THCA	19.66																				
CBD	0.74																				
CBDA	2.22																				
CBN	0.22																				
CBG	0.44																				
CBGA	0.93																				
CBC	1.30																				
Total	56.40																				
Total CBD ((CBDA*0.877)+CBD)	2.69	26.9																			
d9-THC (d9-Tetrahydrocannabinol)*	30.88	308.8																			
d8-THC (d8-Tetrahydrocannabinol)*	< LOQ	< LOQ																			
THCA (d9-Tetrahydrocannabinolic Acid)*	19.66	196.6																			
CBD (Cannabidiol)*	0.74	7.4																			
CBDA (Cannabidiolic Acid)*	2.22	22.2																			
CBN (Cannabinol)*	0.22	2.2																			
CBG (Cannabigerol)*	0.44	4.4																			
CBGA (Cannabigerolic Acid)	0.93	9.3																			
CBDV (Cannabidivarin)*	< LOQ	< LOQ																			
CBDVA (Cannabidivarinic Acid)	< LOQ	< LOQ																			
CBC (Cannabichromene)*	1.30	13																			
THCV (Tetrahydrocannabivarin)	< LOQ	< LOQ																			
Total Cannabinoids	56.40	564																			

<LOQ - Results below the Limit of Quantitation - Compound not detected

Sample Name: **Lemon Kush FECO**

Sample Metrc ID: 1A4010300014ADD000008400

	Primary Result	Duplicate Result	Average	% RPD	Pass/Fail (<20%RPD)
	%	%	%		
Total THC ((THCA*0.877)+d9)	49.06	48.13	48.60	1.91	PASS



Brian Weigel
Lab Director

These results relate only to the sample included on this report. The report may not be reproduced except in full, without the written permission of SC Laboratories. Samples tested in accordance with Oregon Administrative Rules, TNI 2009 Standard and SC Laboratories quality assurance plan unless otherwise noted.

Sample Name: Lemon Kush FECO Primary	Date Sampled: 10/25/18 09:07
Tested for: OM Extracts Compliance Concentrate	Date Accepted: 10/25/18
Laboratory ID: 18J0092-03	Results Valid Until: 10/25/19
Matrix: Extracts and Concentrates	Sample Metrc ID: 1A4010300014ADD000008400
Lot # 181024 LK	Batch RFID: 1A4010300014ADD000004992
	Batch Size: 2000 (g)

Terpene Analysis

Date Extracted: 10/29/18 Analysis Method/SOP: Terpenes
Date Analyzed: 10/29/18

Analyte	Result (%)	LOQ	Analyte	Result	LOQ
alpha Pinene	0.620	0.098	Myrcene	0.831	0.098
alpha Phellandrene	< LOQ	0.098	3-Carene	< LOQ	0.098
alpha Terpinene	< LOQ	0.098	Limonene	0.550	0.098
Terpinolene	0.198	0.098	Linalool	< LOQ	0.098
Fenchol	< LOQ	0.098	Borneol	< LOQ	0.098
Terpineol	< LOQ	0.098	Geraniol	< LOQ	0.098
alpha Humulene	1.525	0.098	beta Caryophyllene	3.594	0.098
Caryophyllene Oxide	0.197	0.098	alpha Bisabolol	0.726	0.098
Camphene	< LOQ	0.098	beta Pinene	0.197	0.098
Ocimene	0.321	0.098	Sabinene	< LOQ	0.098
Camphor	< LOQ	0.098	Isoborneol	< LOQ	0.098
Menthol	< LOQ	0.098	alpha Cedrene	< LOQ	0.098
Nerolidol	0.354	0.098	R-(+)-Pulegone	< LOQ	0.098
Eucalyptol	< LOQ	0.098	p-Cymene	< LOQ	0.098
(-)-Isopulegol	< LOQ	0.098	Geranyl Acetate	< LOQ	0.098
Guaiol	< LOQ	0.098	Valencene	0.677	0.098
Phytol	< LOQ	0.098	Citronellol	< LOQ	0.098
gamma-Terpinene	< LOQ	0.098			
Total Terpenes				9.790 %	

<LOQ - Results below the Limit of Quantitation - Compound not detected
Terpene Analysis is not ORELAP Accredited.

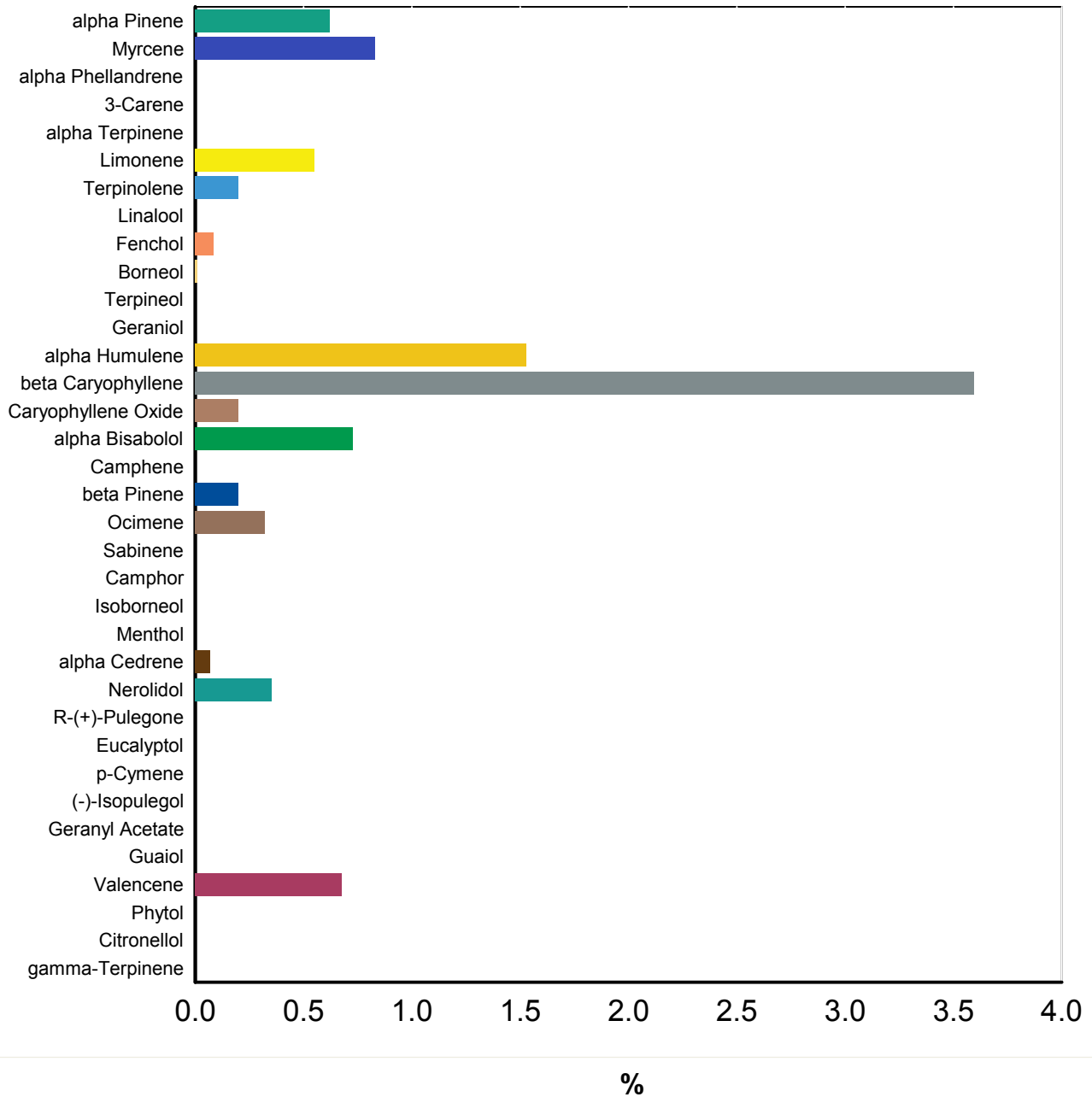


Brian Weigel
Lab Director

These results relate only to the sample included on this report. The report may not be reproduced except in full, without the written permission of SC Laboratories. Samples tested in accordance with Oregon Administrative Rules, TNI 2009 Standard and SC Laboratories quality assurance plan unless otherwise noted.

Sample Name: Lemon Kush FECO Pr	Date Sampled: 10/25/18 09:07
Tested for: OM Extracts	Date Accepted: 10/25/18 16:47
Compliance Concentrate	Results Valid Until: 10/25/19
Laboratory ID: 18J0092-03 Matrix: Extracts and	Client/Metric ID: 1A4010300014ADD000008400

Terpene Profile




Brian Weigel
Lab Director

These results relate only to the sample included on this report. The report may not be reproduced except in full, without the written permission of SC Laboratories. Samples tested in accordance with Oregon Administrative Rules, TNI 2009 Standard and SC Laboratories quality assurance plan unless otherwise noted.

Sample Name: **Lemon Kush FECO Primary** Date Sampled: **10/25/18 09:07**
 Tested for: **OM Extracts** Date Accepted: **10/25/18**
Compliance Concentrate Results Valid Until: **10/25/19**

Laboratory ID: **18J0092-03** Sample Metrc ID: **1A4010300014ADD000008400**
 Matrix: **Extracts and Concentrates** Batch RFID: **1A4010300014ADD000004992**
 Lot # **181024 LK** Batch Size: **2000 (g)**

Pesticide Analysis in ppm

Date Extracted: 10/29/18 Analysis Method/SOP: Pesticides
 Date Analyzed: 10/30/18 Results above the action levels are highlighted in red #.

Analyte	Result	Action Level	LOQ	Analyte	Result	Action Level	LOQ
Abamectin	< LOQ	0.5	0.243	Acephate	< LOQ	0.4	0.195
Acequinocyl	< LOQ	2	0.974	Acetamiprid	< LOQ	0.2	0.097
Aldicarb	< LOQ	0.4	0.195	Azoxystrobin	< LOQ	0.2	0.097
Bifenazate	< LOQ	0.2	0.097	Bifenthrin	< LOQ	0.2	0.097
Boscalid	< LOQ	0.4	0.195	Carbaryl	< LOQ	0.2	0.097
Carbofuran	< LOQ	0.2	0.097	Chlorantraniliprole	< LOQ	0.2	0.097
Chlorfenapyr	< LOQ	1	0.487	Chlorpyrifos	< LOQ	0.2	0.097
Clofentezine	< LOQ	0.2	0.097	Cyfluthrin	< LOQ	1	0.487
Cypermethrin	< LOQ	1	0.487	Daminozide	< LOQ	1	0.487
DDVP (Dichlorvos)	< LOQ	1	0.487	Diazinon	< LOQ	0.2	0.097
Dimethoate	< LOQ	0.2	0.097	Ethoprophos	< LOQ	0.2	0.097
Etofenprox	< LOQ	0.4	0.195	Etoxazole	< LOQ	0.2	0.097
Fenoxycarb	< LOQ	0.2	0.097	Fenpyroximate	< LOQ	0.4	0.195
Fipronil	< LOQ	0.4	0.195	Fonicamid	< LOQ	1	0.487
Fludioxonil	< LOQ	0.4	0.195	Hexythiazox	< LOQ	1	0.487
Imazalil	< LOQ	0.2	0.097	Imidacloprid	< LOQ	0.4	0.195
Kresoxim-methyl	< LOQ	0.4	0.195	Malathion	< LOQ	0.2	0.097
Metalaxyl	< LOQ	0.2	0.097	Methiocarb	< LOQ	0.2	0.097
Methomyl	< LOQ	0.4	0.195	Methyl parathion	< LOQ	0.2	0.097
MGK-264	< LOQ	0.2	0.097	Myclobutanil	< LOQ	0.2	0.097
Naled	< LOQ	0.5	0.243	Oxamyl	< LOQ	1	0.487
Paclobutrazol	< LOQ	0.4	0.195	Permethrins (total)	< LOQ	0.2	0.097
Phosmet	< LOQ	0.2	0.097	Piperonyl butoxide	< LOQ	2	0.487
Prallethrin	< LOQ	0.2	0.097	Propiconazole	< LOQ	0.4	0.195
Propoxur	< LOQ	0.2	0.097	Pyrethrins (total)	< LOQ	1	0.487
Pyridaben	< LOQ	0.2	0.097	Spinosad	< LOQ	0.2	0.097
Spiromesifen	< LOQ	0.2	0.097	Spirotetramat	< LOQ	0.2	0.097
Spiroxamine	< LOQ	0.4	0.195	Tebuconazole	< LOQ	0.4	0.195
Thiacloprid	< LOQ	0.2	0.097	Thiamethoxam	< LOQ	0.2	0.097
Trifloxystrobin	< LOQ	0.2	0.097				

<LOQ - Results below the Limit of Quantitation - Compound not detected



Brian Weigel
Lab Director

These results relate only to the sample included on this report. The report may not be reproduced except in full, without the written permission of SC Laboratories. Samples tested in accordance with Oregon Administrative Rules, TNI 2009 Standard and SC Laboratories quality assurance plan unless otherwise noted.

Sample Name: **Lemon Kush FECO Duplicate** Date Sampled: **10/25/18 09:11**
 Tested for: **OM Extracts** Date Accepted: **10/25/18**
Compliance Concentrate Results Valid Until: **10/25/19**

Laboratory ID: **18J0092-04** Sample Metrc ID: **1A4010300014ADD000008400**
 Matrix: **Extracts and Concentrates** Batch RFID: **1A4010300014ADD000004992**
 Lot # **181024 LK** Batch Size: **2000 (g)**

Pesticide Analysis in ppm

Date Extracted: 10/29/18 Analysis Method/SOP: Pesticides
 Date Analyzed: 10/30/18 Results above the action levels are highlighted in red #.

Analyte	Result	Action Level	LOQ	Analyte	Result	Action Level	LOQ
Abamectin	< LOQ	0.5	0.248	Acephate	< LOQ	0.4	0.198
Acequinocyl	< LOQ	2	0.990	Acetamiprid	< LOQ	0.2	0.099
Aldicarb	< LOQ	0.4	0.198	Azoxystrobin	< LOQ	0.2	0.099
Bifenazate	< LOQ	0.2	0.099	Bifenthrin	< LOQ	0.2	0.099
Boscalid	< LOQ	0.4	0.198	Carbaryl	< LOQ	0.2	0.099
Carbofuran	< LOQ	0.2	0.099	Chlorantraniliprole	< LOQ	0.2	0.099
Chlorfenapyr	< LOQ	1	0.495	Chlorpyrifos	< LOQ	0.2	0.099
Clofentezine	< LOQ	0.2	0.099	Cyfluthrin	< LOQ	1	0.495
Cypermethrin	< LOQ	1	0.495	Daminozide	< LOQ	1	0.495
DDVP (Dichlorvos)	< LOQ	1	0.495	Diazinon	< LOQ	0.2	0.099
Dimethoate	< LOQ	0.2	0.099	Ethoprophos	< LOQ	0.2	0.099
Etofenprox	< LOQ	0.4	0.198	Etoxazole	< LOQ	0.2	0.099
Fenoxycarb	< LOQ	0.2	0.099	Fenpyroximate	< LOQ	0.4	0.198
Fipronil	< LOQ	0.4	0.198	Fonicamid	< LOQ	1	0.495
Fludioxonil	< LOQ	0.4	0.198	Hexythiazox	< LOQ	1	0.495
Imazalil	< LOQ	0.2	0.099	Imidacloprid	< LOQ	0.4	0.198
Kresoxim-methyl	< LOQ	0.4	0.198	Malathion	< LOQ	0.2	0.099
Metalaxyl	< LOQ	0.2	0.099	Methiocarb	< LOQ	0.2	0.099
Methomyl	< LOQ	0.4	0.198	Methyl parathion	< LOQ	0.2	0.099
MGK-264	< LOQ	0.2	0.099	Myclobutanil	< LOQ	0.2	0.099
Naled	< LOQ	0.5	0.248	Oxamyl	< LOQ	1	0.495
Paclobutrazol	< LOQ	0.4	0.198	Permethrins (total)	< LOQ	0.2	0.099
Phosmet	< LOQ	0.2	0.099	Piperonyl butoxide	< LOQ	2	0.495
Prallethrin	< LOQ	0.2	0.099	Propiconazole	< LOQ	0.4	0.198
Propoxur	< LOQ	0.2	0.099	Pyrethrins (total)	< LOQ	1	0.495
Pyridaben	< LOQ	0.2	0.099	Spinosad	< LOQ	0.2	0.099
Spiromesifen	< LOQ	0.2	0.099	Spirotetramat	< LOQ	0.2	0.099
Spiroxamine	< LOQ	0.4	0.198	Tebuconazole	< LOQ	0.4	0.198
Thiacloprid	< LOQ	0.2	0.099	Thiamethoxam	< LOQ	0.2	0.099
Trifloxystrobin	< LOQ	0.2	0.099				

<LOQ - Results below the Limit of Quantitation - Compound not detected



Brian Weigel
Lab Director

These results relate only to the sample included on this report. The report may not be reproduced except in full, without the written permission of SC Laboratories. Samples tested in accordance with Oregon Administrative Rules, TNI 2009 Standard and SC Laboratories quality assurance plan unless otherwise noted.

Sample Name: Lemon Kush FECO Primary	Date Sampled: 10/25/18 09:07
Tested for: OM Extracts	Date Accepted: 10/25/18
Compliance Concentrate	Results Valid Until: 10/25/19
Laboratory ID: 18J0092-03	Sample Metric ID: 1A4010300014ADD000008400
Matrix: Extracts and Concentrates	Batch RFID: 1A4010300014ADD000004992
Lot # 181024 LK	Batch Size: 2000 (g)

Residual Solvents

Solvent	Results in ug/g	Action Level	LOQ	Date Extracted: 10/26/18
1,4-Dioxane	< LOQ	380	71.3	Date Analyzed: 10/26/18
2-Butanol	< LOQ	5000	438	Analysis Method/SOP: RST
2-Ethoxyethanol	< LOQ	160	30.0	
2-Propanol (IPA)	< LOQ	5000	438	
Acetone	< LOQ	5000	438	
Acetonitrile	< LOQ	400	76.9	
Benzene	< LOQ	2	0.750	
Butanes	< LOQ	5000	313	
Cyclohexane	< LOQ	3880	728	
Dichloromethane (methylene chloride)	< LOQ	600	113	
Ethyl acetate	< LOQ	5000	438	
Ethyl ether	< LOQ	5000	438	
Ethylbenzene	< LOQ	2170	406	
Ethylene glycol	< LOQ	620	116	
Ethylene oxide	< LOQ	50	37.5	
Heptane	< LOQ	5000	438	
Hexanes	< LOQ	290	54.4	
Isopropyl acetate	< LOQ	5000	438	
Isopropylbenzene (cumene)	< LOQ	70	13.1	
Methanol	< LOQ	3000	313	
Pentanes	< LOQ	5000	438	
Propane	< LOQ	5000	125	
Tetrahydrofuran	< LOQ	720	135	
Toluene	< LOQ	890	167	
Xylenes	< LOQ	2170	406	

<LOQ - Results below the Limit of Quantitation - Compound not detected
 Results above the Action Level fail state testing requirements and will be highlighted **Red #**.



Brian Weigel
Lab Director

These results relate only to the sample included on this report. The report may not be reproduced except in full, without the written permission of SC Laboratories. Samples tested in accordance with Oregon Administrative Rules, TNI 2009 Standard and SC Laboratories quality assurance plan unless otherwise noted.

Sample Name: Lemon Kush FECO Duplicate	Date Sampled: 10/25/18 09:11
Tested for: OM Extracts	Date Accepted: 10/25/18
Compliance Concentrate	Results Valid Until: 10/25/19
Laboratory ID: 18J0092-04	Sample Metric ID: 1A4010300014ADD000008400
Matrix: Extracts and Concentrates	Batch RFID: 1A4010300014ADD000004992
Lot # 181024 LK	Batch Size: 2000 (g)

Residual Solvents

Solvent	Results in ug/g	Action Level	LOQ	Date Extracted: 10/26/18
1,4-Dioxane	< LOQ	380	71.3	Date Analyzed: 10/26/18
2-Butanol	< LOQ	5000	438	Analysis Method/SOP: RST
2-Ethoxyethanol	< LOQ	160	30.0	
2-Propanol (IPA)	< LOQ	5000	438	
Acetone	< LOQ	5000	438	
Acetonitrile	< LOQ	400	76.9	
Benzene	< LOQ	2	0.750	
Butanes	< LOQ	5000	313	
Cyclohexane	< LOQ	3880	728	
Dichloromethane (methylene chloride)	< LOQ	600	113	
Ethyl acetate	< LOQ	5000	438	
Ethyl ether	< LOQ	5000	438	
Ethylbenzene	< LOQ	2170	406	
Ethylene glycol	< LOQ	620	116	
Ethylene oxide	< LOQ	50	37.5	
Heptane	< LOQ	5000	438	
Hexanes	< LOQ	290	54.4	
Isopropyl acetate	< LOQ	5000	438	
Isopropylbenzene (cumene)	< LOQ	70	13.1	
Methanol	< LOQ	3000	313	
Pentanes	< LOQ	5000	438	
Propane	< LOQ	5000	125	
Tetrahydrofuran	< LOQ	720	135	
Toluene	< LOQ	890	167	
Xylenes	< LOQ	2170	406	

<LOQ - Results below the Limit of Quantitation - Compound not detected
 Results above the Action Level fail state testing requirements and will be highlighted **Red #**.



Brian Weigel
 Lab Director

These results relate only to the sample included on this report. The report may not be reproduced except in full, without the written permission of SC Laboratories. Samples tested in accordance with Oregon Administrative Rules, TNI 2009 Standard and SC Laboratories quality assurance plan unless otherwise noted.

Case Narrative

Residual Solvent - Isopropylbenzene above normally accepted recovery criteria in the Matrix Spike and Matrix Spike Duplicate due to pinene coelution. Analyte below reporting limit in all client samples.

**Quality Control
Potency**

Batch: B181008 - Potency/Terpenes

Blank(B181008-BLK1)			Extracted - 10/29/18 12:19 Analyzed - 10/29/18 13:43					
Analyte	Result	Units	Spike Level	Source Result	%REC	%REC Limits	RPD	RPD Limit
d9-THC (d9-Tetrahydrocannabinol)	< LOQ	%						
d8-THC (d8-Tetrahydrocannabinol)	< LOQ	%						
THCA (d9-Tetrahydrocannabinolic Acid)	< LOQ	%						
CBD (Cannabidiol)	< LOQ	%						
CBDA (Cannabidiolic Acid)	< LOQ	%						
CBN (Cannabinol)	< LOQ	%						
CBG (Cannabigerol)	< LOQ	%						
CBGA (Cannabigerolic Acid)	< LOQ	%						
CBDV (Cannabidivarin)	< LOQ	%						
CBDVA (Cannabidivarinic Acid)	< LOQ	%						
CBC (Cannabichromene)	< LOQ	%						
THCV (Tetrahydrocannabivarin)	< LOQ	%						

Duplicate(B181008-DUP1)			Extracted - 10/29/18 12:19 Analyzed - 10/29/18 13:51					
Analyte	Result	Units	Spike Level	Source Result	%REC	%REC Limits	RPD	RPD Limit
d9-THC (d9-Tetrahydrocannabinol)	6.64	%		7.03			5.82	20
d8-THC (d8-Tetrahydrocannabinol)	< LOQ	%		< LOQ				20
THCA (d9-Tetrahydrocannabinolic Acid)	85.29	%		87.01			2.00	20
CBD (Cannabidiol)	< LOQ	%		< LOQ				20
CBDA (Cannabidiolic Acid)	0.21	%		0.19			12.3	20
CBN (Cannabinol)	< LOQ	%		< LOQ				20
CBG (Cannabigerol)	0.18	%		0.20			9.87	20
CBGA (Cannabigerolic Acid)	1.70	%		1.74			2.46	20
CBDV (Cannabidivarin)	< LOQ	%		< LOQ				20
CBDVA (Cannabidivarinic Acid)	< LOQ	%		< LOQ				20
CBC (Cannabichromene)	< LOQ	%		< LOQ				20
THCV (Tetrahydrocannabivarin)	< LOQ	%		< LOQ				20



Brian Weigel
Lab Director

These results relate only to the sample included on this report. The report may not be reproduced except in full, without the written permission of SC Laboratories. Samples tested in accordance with Oregon Administrative Rules, TNI 2009 Standard and SC Laboratories quality assurance plan unless otherwise noted.

**Quality Control
 Potency (Continued)**

Batch: B181008 - Potency/Terpenes (Continued)

LCS(B181008-BS1)		Extracted - 10/29/18 12:19 Analyzed - 10/29/18 13:34						
Analyte	Result	Units	Spike Level	Source Result	%REC	%REC Limits	RPD	RPD Limit
d9-THC (d9-Tetrahydrocannabinol)	0.18	%	0.200		91.2	80-120		
CBD (Cannabidiol)	0.19	%	0.200		95.9	80-120		
CBDA (Cannabidiolic Acid)	0.17	%	0.200		87.2	80-120		
CBN (Cannabinol)	0.18	%	0.200		89.6	80-120		



Brian Weigel
 Lab Director

These results relate only to the sample included on this report. The report may not be reproduced except in full, without the written permission of SC Laboratories. Samples tested in accordance with Oregon Administrative Rules, TNI 2009 Standard and SC Laboratories quality assurance plan unless otherwise noted.

Quality Control Pesticide Analysis

Batch: B181010 - Pesticide Prep

Blank(B181010-BLK1)		Extracted - 10/29/18 12:29 Analyzed - 10/29/18 18:17						
Analyte	Result	Units	Spike Level	Source Result	%REC	%REC Limits	RPD	RPD Limit
Abamectin	< LOQ	ppm						
Acephate	< LOQ	ppm						
Acequinocyl	< LOQ	ppm						
Acetamiprid	< LOQ	ppm						
Aldicarb	< LOQ	ppm						
Azoxystrobin	< LOQ	ppm						
Bifenazate	< LOQ	ppm						
Bifenthrin	< LOQ	ppm						
Boscalid	< LOQ	ppm						
Carbaryl	< LOQ	ppm						
Carbofuran	< LOQ	ppm						
Chlorantraniliprole	< LOQ	ppm						
Chlorfenapyr	< LOQ	ppm						
Chlorpyrifos	< LOQ	ppm						
Clofentezine	< LOQ	ppm						
Cyfluthrin	< LOQ	ppm						
Cypermethrin	< LOQ	ppm						
Daminozide	< LOQ	ppm						
DDVP (Dichlorvos)	< LOQ	ppm						
Diazinon	< LOQ	ppm						
Dimethoate	< LOQ	ppm						
Ethoprophos	< LOQ	ppm						
Etofenprox	< LOQ	ppm						
Etoxazole	< LOQ	ppm						
Fenoxycarb	< LOQ	ppm						
Fenpyroximate	< LOQ	ppm						
Fipronil	< LOQ	ppm						
Fonicamid	< LOQ	ppm						
Fludioxonil	< LOQ	ppm						
Hexythiazox	< LOQ	ppm						
Imazalil	< LOQ	ppm						
Imidacloprid	< LOQ	ppm						
Kresoxim-methyl	< LOQ	ppm						
Malathion	< LOQ	ppm						
Metalaxyl	< LOQ	ppm						



Brian Weigel
Lab Director

These results relate only to the sample included on this report. The report may not be reproduced except in full, without the written permission of SC Laboratories. Samples tested in accordance with Oregon Administrative Rules, TNI 2009 Standard and SC Laboratories quality assurance plan unless otherwise noted.

Quality Control

Pesticide Analysis (Continued)

Batch: B181010 - Pesticide Prep (Continued)

Blank(B181010-BLK1)			Extracted - 10/29/18 12:29 Analyzed - 10/29/18 18:17					
Analyte	Result	Units	Spike Level	Source Result	%REC	%REC Limits	RPD	RPD Limit
Methiocarb	< LOQ	ppm						
Methomyl	< LOQ	ppm						
Methyl parathion	< LOQ	ppm						
MGK-264	< LOQ	ppm						
Myclobutanil	< LOQ	ppm						
Naled	< LOQ	ppm						
Oxamyl	< LOQ	ppm						
Paclbutrazol	< LOQ	ppm						
Permethrins (total)	< LOQ	ppm						
Phosmet	< LOQ	ppm						
Piperonyl butoxide	< LOQ	ppm						
Prallethrin	< LOQ	ppm						
Propiconazole	< LOQ	ppm						
Propoxur	< LOQ	ppm						
Pyrethrins (total)	< LOQ	ppm						
Pyridaben	< LOQ	ppm						
Spinosad	< LOQ	ppm						
Spiromesifen	< LOQ	ppm						
Spirotetramat	< LOQ	ppm						
Spiroxamine	< LOQ	ppm						
Tebuconazole	< LOQ	ppm						
Thiacloprid	< LOQ	ppm						
Thiamethoxam	< LOQ	ppm						
Trifloxystrobin	< LOQ	ppm						

LCS(B181010-BS1)			Extracted - 10/29/18 12:29 Analyzed - 10/29/18 18:33					
Analyte	Result	Units	Spike Level	Source Result	%REC	%REC Limits	RPD	RPD Limit
Abamectin	1.21	ppm	0.970		125	70-130		
Acephate	0.92	ppm	1.00		91.5	70-130		
Acequinocyl	0.41	ppm	1.00		40.8	70-130		
Acetamiprid	1.20	ppm	1.00		120	70-130		
Aldicarb	0.92	ppm	1.00		92.3	70-130		
Azoxystrobin	0.87	ppm	1.00		87.2	70-130		
Bifenazate	1.07	ppm	1.00		107	70-130		
Bifenthrin	0.59	ppm	1.00		59.4	70-130		



Brian Weigel
Lab Director

These results relate only to the sample included on this report. The report may not be reproduced except in full, without the written permission of SC Laboratories. Samples tested in accordance with Oregon Administrative Rules, TNI 2009 Standard and SC Laboratories quality assurance plan unless otherwise noted.

Quality Control Pesticide Analysis (Continued)

Batch: B181010 - Pesticide Prep (Continued)

LCS(B181010-BS1)		Extracted - 10/29/18 12:29 Analyzed - 10/29/18 18:33						
Analyte	Result	Units	Spike Level	Source Result	%REC	%REC Limits	RPD	RPD Limit
Boscalid	0.80	ppm	1.00		80.2	70-130		
Carbaryl	0.92	ppm	1.00		92.2	70-130		
Carbofuran	0.97	ppm	1.00		97.3	70-130		
Chlorantraniliprole	0.86	ppm	1.00		86.4	70-130		
Chlorfenapyr	1.14	ppm	1.00		114	70-130		
Chlorpyrifos	0.96	ppm	1.00		96.0	70-130		
Clofentezine	0.78	ppm	1.00		77.8	70-130		
Cyfluthrin	0.79	ppm	1.00		79.1	70-130		
Cypermethrin	0.91	ppm	1.00		91.3	70-130		
Daminozide	0.18	ppm	1.00		18.0	70-130		
DDVP (Dichlorvos)	0.94	ppm	1.00		93.8	70-130		
Diazinon	0.82	ppm	1.00		81.9	70-130		
Dimethoate	1.03	ppm	1.00		103	70-130		
Ethoprophos	1.17	ppm	1.00		117	70-130		
Etofenprox	0.67	ppm	1.00		67.3	70-130		
Etoxazole	0.97	ppm	1.00		97.3	70-130		
Fenoxycarb	0.99	ppm	1.00		98.7	70-130		
Fenpyroximate	0.90	ppm	1.00		90.1	70-130		
Fipronil	0.83	ppm	1.00		82.5	70-130		
Flonicamid	1.07	ppm	1.00		107	70-130		
Fludioxonil	0.82	ppm	1.00		81.7	70-130		
Hexythiazox	0.79	ppm	1.00		79.3	70-130		
Imazalil	1.04	ppm	1.00		104	70-130		
Imidacloprid	1.20	ppm	1.00		120	70-130		
Kresoxim-methyl	0.84	ppm	1.00		84.2	70-130		
Malathion	0.96	ppm	1.00		96.4	70-130		
Metalaxyl	1.01	ppm	1.00		101	70-130		
Methiocarb	0.99	ppm	1.00		99.2	70-130		
Methomyl	1.04	ppm	1.00		104	70-130		
Methyl parathion	1.34	ppm	1.00		134	70-130		
MGK-264	0.62	ppm	0.610		102	70-130		
Myclobutanil	1.04	ppm	1.00		104	70-130		
Naled	0.77	ppm	1.00		76.6	70-130		
Oxamyl	1.08	ppm	1.00		108	70-130		
Paclobutrazol	0.94	ppm	1.00		93.6	70-130		



Brian Weigel
 Lab Director

These results relate only to the sample included on this report. The report may not be reproduced except in full, without the written permission of SC Laboratories. Samples tested in accordance with Oregon Administrative Rules, TNI 2009 Standard and SC Laboratories quality assurance plan unless otherwise noted.

Quality Control

Pesticide Analysis (Continued)

Batch: B181010 - Pesticide Prep (Continued)

LCS(B181010-BS1)		Extracted - 10/29/18 12:29 Analyzed - 10/29/18 18:33						
Analyte	Result	Units	Spike Level	Source Result	%REC	%REC Limits	RPD	RPD Limit
Permethrins (total)	0.74	ppm	1.00		74.4	70-130		
Phosmet	0.97	ppm	1.00		96.6	70-130		
Piperonyl butoxide	1.01	ppm	1.00		101	70-130		
Prallethrin	1.16	ppm	1.00		116	70-130		
Propiconazole	0.81	ppm	1.00		80.9	70-130		
Propoxur	1.00	ppm	1.00		99.6	70-130		
Pyrethrins (total)	0.56	ppm	0.600		93.1	70-130		
Pyridaben	1.22	ppm	1.00		122	70-130		
Spinosad	0.78	ppm	0.840		93.4	70-130		
Spiromesifen	1.00	ppm	1.00		100	70-130		
Spirotetramat	0.91	ppm	1.00		90.9	70-130		
Spiroxamine	0.57	ppm	0.550		104	70-130		
Tebuconazole	0.81	ppm	1.00		81.3	70-130		
Thiacloprid	1.21	ppm	1.00		121	70-130		
Thiamethoxam	1.11	ppm	1.00		111	70-130		
Trifloxystrobin	1.08	ppm	1.00		108	70-130		

Matrix Spike(B181010-MS1)		Extracted - 10/29/18 12:29 Analyzed - 10/29/18 18:49						
Analyte	Result	Units	Spike Level	Source Result	%REC	%REC Limits	RPD	RPD Limit
Abamectin	3.44	ppm	1.91	< LOQ	180	70-130		
Acephate	1.72	ppm	1.97	< LOQ	86.9	70-130		
Acequinocyl	1.48	ppm	1.97	< LOQ	74.7	70-130		
Acetamiprid	2.35	ppm	1.97	< LOQ	119	70-130		
Aldicarb	1.76	ppm	1.97	< LOQ	89.3	70-130		
Azoxystrobin	1.87	ppm	1.97	< LOQ	95.0	70-130		
Bifenazate	2.26	ppm	1.97	< LOQ	114	70-130		
Bifenthrin	1.36	ppm	1.97	< LOQ	68.9	70-130		
Boscalid	1.86	ppm	1.97	< LOQ	94.2	70-130		
Carbaryl	1.83	ppm	1.97	< LOQ	92.7	70-130		
Carbofuran	1.91	ppm	1.97	< LOQ	96.8	70-130		
Chlorantraniliprole	1.83	ppm	1.97	< LOQ	92.5	70-130		
Chlorfenapyr	2.53	ppm	1.97	< LOQ	128	70-130		
Chlorpyrifos	2.09	ppm	1.97	< LOQ	106	70-130		
Clofentezine	1.69	ppm	1.97	< LOQ	85.5	70-130		
Cyfluthrin	2.76	ppm	1.97	< LOQ	140	70-130		



Brian Weigel
Lab Director

These results relate only to the sample included on this report. The report may not be reproduced except in full, without the written permission of SC Laboratories. Samples tested in accordance with Oregon Administrative Rules, TNI 2009 Standard and SC Laboratories quality assurance plan unless otherwise noted.

Quality Control Pesticide Analysis (Continued)

Batch: B181010 - Pesticide Prep (Continued)

Matrix Spike(B181010-MS1)			Extracted - 10/29/18 12:29 Analyzed - 10/29/18 18:49					
Analyte	Result	Units	Spike Level	Source Result	%REC	%REC Limits	RPD	RPD Limit
Cypermethrin	2.22	ppm	1.97	< LOQ	113	70-130		
Daminozide	3.29	ppm	1.97	< LOQ	167	70-130		
DDVP (Dichlorvos)	1.73	ppm	1.97	< LOQ	87.9	70-130		
Diazinon	1.71	ppm	1.97	< LOQ	86.6	70-130		
Dimethoate	1.93	ppm	1.97	< LOQ	98.0	70-130		
Ethoprophos	2.59	ppm	1.97	< LOQ	131	70-130		
Etofenprox	1.88	ppm	1.97	< LOQ	95.1	70-130		
Etoxazole	2.67	ppm	1.97	< LOQ	135	70-130		
Fenoxycarb	2.08	ppm	1.97	< LOQ	105	70-130		
Fenpyroximate	2.91	ppm	1.97	< LOQ	147	70-130		
Fipronil	1.14	ppm	1.97	< LOQ	57.7	70-130		
Flonicamid	1.91	ppm	1.97	< LOQ	96.5	70-130		
Fludioxonil	3.16	ppm	1.97	< LOQ	160	70-130		
Hexythiazox	2.49	ppm	1.97	< LOQ	126	70-130		
Imazalil	2.17	ppm	1.97	< LOQ	110	70-130		
Imidacloprid	2.40	ppm	1.97	< LOQ	121	70-130		
Kresoxim-methyl	1.74	ppm	1.97	< LOQ	88.4	70-130		
Malathion	2.12	ppm	1.97	< LOQ	107	70-130		
Metalaxyl	2.19	ppm	1.97	< LOQ	111	70-130		
Methiocarb	2.15	ppm	1.97	< LOQ	109	70-130		
Methomyl	1.91	ppm	1.97	< LOQ	96.9	70-130		
Methyl parathion	2.87	ppm	1.97	< LOQ	146	70-130		
MGK-264	1.28	ppm	1.20	< LOQ	106	70-130		
Myclobutanil	2.09	ppm	1.97	< LOQ	106	70-130		
Naled	1.77	ppm	1.97	< LOQ	89.5	70-130		
Oxamyl	2.00	ppm	1.97	< LOQ	101	70-130		
Paclobutrazol	1.96	ppm	1.97	< LOQ	99.3	70-130		
Permethrins (total)	1.82	ppm	1.97	< LOQ	92.4	70-130		
Phosmet	2.24	ppm	1.97	< LOQ	113	70-130		
Piperonyl butoxide	2.29	ppm	1.97	< LOQ	116	70-130		
Prallethrin	2.27	ppm	1.97	< LOQ	115	70-130		
Propiconazole	1.55	ppm	1.97	< LOQ	78.8	70-130		
Propoxur	1.94	ppm	1.97	< LOQ	98.5	70-130		
Pyrethrins (total)	1.59	ppm	1.18	< LOQ	134	70-130		
Pyridaben	3.63	ppm	1.97	< LOQ	184	70-130		



Brian Weigel
 Lab Director

These results relate only to the sample included on this report. The report may not be reproduced except in full, without the written permission of SC Laboratories. Samples tested in accordance with Oregon Administrative Rules, TNI 2009 Standard and SC Laboratories quality assurance plan unless otherwise noted.

Quality Control

Pesticide Analysis (Continued)

Batch: B181010 - Pesticide Prep (Continued)

Matrix Spike(B181010-MS1)			Extracted - 10/29/18 12:29 Analyzed - 10/29/18 18:49					
Analyte	Result	Units	Spike Level	Source Result	%REC	%REC Limits	RPD	RPD Limit
Spinosad	1.52	ppm	1.66	< LOQ	91.8	70-130		
Spiromesifen	1.65	ppm	1.97	< LOQ	83.7	70-130		
Spirotetramat	1.92	ppm	1.97	< LOQ	97.0	70-130		
Spiroxamine	1.21	ppm	1.09	< LOQ	112	70-130		
Tebuconazole	1.24	ppm	1.97	< LOQ	63.1	70-130		
Thiacloprid	2.27	ppm	1.97	< LOQ	115	70-130		
Thiamethoxam	2.07	ppm	1.97	< LOQ	105	70-130		
Trifloxystrobin	2.38	ppm	1.97	< LOQ	121	70-130		

Matrix Spike Dup(B181010-MSD1)			Extracted - 10/29/18 12:29 Analyzed - 10/29/18					
Analyte	Result	Units	Spike Level	Source Result	%REC	%REC Limits	RPD	RPD Limit
Abamectin	1.71	ppm	1.92	< LOQ	89.3	70-130	67.3	30
Acephate	1.86	ppm	1.98	< LOQ	94.1	70-130	7.94	30
Acequinocyl	1.31	ppm	1.98	< LOQ	66.3	70-130	12.0	30
Acetamiprid	2.11	ppm	1.98	< LOQ	107	70-130	11.2	30
Aldicarb	1.70	ppm	1.98	< LOQ	86.2	70-130	3.46	30
Azoxystrobin	1.80	ppm	1.98	< LOQ	91.0	70-130	4.24	30
Bifenazate	2.04	ppm	1.98	< LOQ	103	70-130	10.4	30
Bifenthrin	1.17	ppm	1.98	< LOQ	59.4	70-130	14.9	30
Boscalid	1.72	ppm	1.98	< LOQ	87.1	70-130	7.87	30
Carbaryl	1.86	ppm	1.98	< LOQ	94.1	70-130	1.52	30
Carbofuran	1.84	ppm	1.98	< LOQ	93.0	70-130	4.01	30
Chlorantraniliprole	1.79	ppm	1.98	< LOQ	90.5	70-130	2.15	30
Chlorfenapyr	3.26	ppm	1.98	< LOQ	165	70-130	25.3	30
Chlorpyrifos	1.86	ppm	1.98	< LOQ	94.1	70-130	11.8	30
Clofentezine	1.70	ppm	1.98	< LOQ	86.2	70-130	0.802	30
Cyfluthrin	2.88	ppm	1.98	< LOQ	146	70-130	3.87	30
Cypermethrin	2.02	ppm	1.98	< LOQ	102	70-130	9.58	30
Daminozide	3.15	ppm	1.98	< LOQ	159	70-130	4.36	30
DDVP (Dichlorvos)	1.75	ppm	1.98	< LOQ	88.4	70-130	0.545	30
Diazinon	1.75	ppm	1.98	< LOQ	88.5	70-130	2.23	30
Dimethoate	1.93	ppm	1.98	< LOQ	97.6	70-130	0.350	30
Ethoprophos	2.25	ppm	1.98	< LOQ	114	70-130	14.4	30
Etofenprox	1.59	ppm	1.98	< LOQ	80.3	70-130	16.8	30
Etoxazole	2.22	ppm	1.98	< LOQ	112	70-130	18.4	30



Brian Weigel
Lab Director

These results relate only to the sample included on this report. The report may not be reproduced except in full, without the written permission of SC Laboratories. Samples tested in accordance with Oregon Administrative Rules, TNI 2009 Standard and SC Laboratories quality assurance plan unless otherwise noted.

Quality Control

Pesticide Analysis (Continued)

Batch: B181010 - Pesticide Prep (Continued)

Matrix Spike Dup(B181010-MSD1)			Extracted - 10/29/18 12:29 Analyzed - 10/29/18					
Analyte	Result	Units	Spike Level	Source Result	%REC	%REC Limits	RPD	RPD Limit
Fenoxycarb	1.82	ppm	1.98	< LOQ	92.0	70-130	13.5	30
Fenpyroximate	2.53	ppm	1.98	< LOQ	128	70-130	14.0	30
Fipronil	1.14	ppm	1.98	< LOQ	57.7	70-130	0.00994	30
Flonicamid	2.03	ppm	1.98	< LOQ	103	70-130	6.26	30
Fludioxonil	3.35	ppm	1.98	< LOQ	170	70-130	5.79	30
Hexythiazox	2.15	ppm	1.98	< LOQ	109	70-130	14.8	30
Imazalil	1.99	ppm	1.98	< LOQ	101	70-130	8.91	30
Imidacloprid	2.03	ppm	1.98	< LOQ	103	70-130	16.5	30
Kresoxim-methyl	1.75	ppm	1.98	< LOQ	88.4	70-130	0.0322	30
Malathion	2.01	ppm	1.98	< LOQ	102	70-130	5.38	30
Metalaxyl	2.12	ppm	1.98	< LOQ	107	70-130	3.74	30
Methiocarb	2.05	ppm	1.98	< LOQ	104	70-130	4.70	30
Methomyl	2.00	ppm	1.98	< LOQ	101	70-130	4.47	30
Methyl parathion	2.94	ppm	1.98	< LOQ	149	70-130	2.20	30
MGK-264	1.10	ppm	1.21	< LOQ	91.6	70-130	14.6	30
Myclobutanil	1.93	ppm	1.98	< LOQ	97.7	70-130	8.01	30
Naled	1.91	ppm	1.98	< LOQ	96.4	70-130	7.40	30
Oxamyl	2.00	ppm	1.98	< LOQ	101	70-130	0.0591	30
Paclobutrazol	1.78	ppm	1.98	< LOQ	89.8	70-130	10.0	30
Permethrins (total)	1.57	ppm	1.98	< LOQ	79.6	70-130	14.9	30
Phosmet	2.18	ppm	1.98	< LOQ	110	70-130	2.71	30
Piperonyl butoxide	2.02	ppm	1.98	< LOQ	102	70-130	12.8	30
Prallethrin	1.94	ppm	1.98	< LOQ	98.1	70-130	15.9	30
Propiconazole	1.62	ppm	1.98	< LOQ	81.8	70-130	3.83	30
Propoxur	1.96	ppm	1.98	< LOQ	99.2	70-130	0.802	30
Pyrethrins (total)	1.34	ppm	1.19	< LOQ	113	70-130	17.1	30
Pyridaben	3.08	ppm	1.98	< LOQ	156	70-130	16.5	30
Spinosad	1.53	ppm	1.66	< LOQ	92.4	70-130	0.568	30
Spiromesifen	1.47	ppm	1.98	< LOQ	74.5	70-130	11.6	30
Spirotetramat	1.83	ppm	1.98	< LOQ	92.7	70-130	4.57	30
Spiroxamine	1.10	ppm	1.09	< LOQ	101	70-130	10.2	30
Tebuconazole	1.20	ppm	1.98	< LOQ	61.0	70-130	3.39	30
Thiacloprid	2.10	ppm	1.98	< LOQ	106	70-130	8.12	30
Thiamethoxam	2.08	ppm	1.98	< LOQ	105	70-130	0.590	30
Trifloxystrobin	2.10	ppm	1.98	< LOQ	106	70-130	12.5	30



Brian Weigel
Lab Director

These results relate only to the sample included on this report. The report may not be reproduced except in full, without the written permission of SC Laboratories. Samples tested in accordance with Oregon Administrative Rules, TNI 2009 Standard and SC Laboratories quality assurance plan unless otherwise noted.

Quality Control Solvent Analysis

Batch: B181007 - Residual Solvent Prep

Blank(B181007-BLK1)			Extracted - 10/26/18 14:35 Analyzed - 10/26/18 18:50					
Analyte	Result	Units	Spike Level	Source Result	%REC	%REC Limits	RPD	RPD Limit
1,4-Dioxane	< LOQ	ug/g						
2-Butanol	< LOQ	ug/g						
2-Ethoxyethanol	< LOQ	ug/g						
2-Propanol (IPA)	< LOQ	ug/g						
Acetone	< LOQ	ug/g						
Acetonitrile	< LOQ	ug/g						
Benzene	< LOQ	ug/g						
Butanes	< LOQ	ug/g						
Cyclohexane	< LOQ	ug/g						
Dichloromethane (methylene chloride)	< LOQ	ug/g						
Ethyl acetate	< LOQ	ug/g						
Ethyl ether	< LOQ	ug/g						
Ethylbenzene	< LOQ	ug/g						
Ethylene glycol	< LOQ	ug/g						
Ethylene oxide	< LOQ	ug/g						
Heptane	< LOQ	ug/g						
Hexanes	< LOQ	ug/g						
Isopropyl acetate	< LOQ	ug/g						
Isopropylbenzene (cumene)	< LOQ	ug/g						
Methanol	< LOQ	ug/g						
Pentanes	< LOQ	ug/g						
Propane	< LOQ	ug/g						
Tetrahydrofuran	< LOQ	ug/g						
Toluene	< LOQ	ug/g						
Xylenes	< LOQ	ug/g						

LCS(B181007-BS1)			Extracted - 10/26/18 14:35 Analyzed - 10/26/18 17:46					
Analyte	Result	Units	Spike Level	Source Result	%REC	%REC Limits	RPD	RPD Limit
1,4-Dioxane	476	ug/g	570		83.6	70-130		
2,2-Dimethylbutane	413	ug/g	435		94.9	70-130		
2-Butanol	3380	ug/g	3500		96.5	70-130		
2-Ethoxyethanol	246	ug/g	240		102	70-130		
2-Methylbutane (isopentane)	3570	ug/g	3500		102	70-130		
2-Methylpentane/2,3-Dimethylbutane	825	ug/g	870		94.8	70-130		
2-Propanol (IPA)	3580	ug/g	3500		102	70-130		



Brian Weigel
Lab Director

These results relate only to the sample included on this report. The report may not be reproduced except in full, without the written permission of SC Laboratories. Samples tested in accordance with Oregon Administrative Rules, TNI 2009 Standard and SC Laboratories quality assurance plan unless otherwise noted.

Quality Control Solvent Analysis (Continued)

Batch: B181007 - Residual Solvent Prep (Continued)

LCS(B181007-BS1)		Extracted - 10/26/18 14:35 Analyzed - 10/26/18 17:46						
Analyte	Result	Units	Spike Level	Source Result	%REC	%REC Limits	RPD	RPD Limit
3-Methylpentane	404	ug/g	435		92.8	70-130		
Acetone	3710	ug/g	3500		106	70-130		
Acetonitrile	583	ug/g	615		94.8	70-130		
Benzene	2.52	ug/g	3.00		84.1	70-130		
Cyclohexane	5840	ug/g	5820		100	70-130		
Dichloromethane (methylene chloride)	874	ug/g	900		97.2	70-130		
Ethyl acetate	3420	ug/g	3500		97.6	70-130		
Ethyl ether	3550	ug/g	3500		102	70-130		
Ethylbenzene	2870	ug/g	3250		88.2	70-130		
Ethylene glycol	993	ug/g	930		107	70-130		
Heptane	3420	ug/g	3500		97.8	70-130		
Isopropyl acetate	3480	ug/g	3500		99.5	70-130		
Isopropylbenzene (cumene)	86.1	ug/g	105		82.0	70-130		
m,p-Xylene	6040	ug/g	6510		92.7	70-130		
Methanol	2640	ug/g	2500		106	70-130		
n-Hexane	403	ug/g	435		92.7	70-130		
n-Pentane	3640	ug/g	3500		104	70-130		
Tetrahydrofuran	977	ug/g	1080		90.4	70-130		
Toluene	1140	ug/g	1340		85.4	70-130		
o-Xylene	2920	ug/g	3250		89.9	70-130		

Matrix Spike(B181007-MS1)		Extracted - 10/26/18 14:35 Analyzed - 10/26/18 18:08						
Analyte	Result	Units	Spike Level	Source Result	%REC	%REC Limits	RPD	RPD Limit
1,4-Dioxane	489	ug/g	541	< LOQ	90.4	70-130		
2,2-Dimethylbutane	397	ug/g	413	< LOQ	96.2	70-130		
2-Butanol	3400	ug/g	3320	< LOQ	102	70-130		
2-Ethoxyethanol	248	ug/g	228	< LOQ	109	70-130		
2-Methylbutane (isopentane)	3410	ug/g	3320	< LOQ	103	70-130		
2-Methylpentane/2,3-Dimethylbutane	802	ug/g	826	< LOQ	97.1	70-130		
2-Propanol (IPA)	3480	ug/g	3320	182	99.3	70-130		
3-Methylpentane	396	ug/g	413	< LOQ	95.9	70-130		
Acetone	3520	ug/g	3320	161	101	70-130		
Acetonitrile	571	ug/g	584	< LOQ	97.9	70-130		
Benzene	2.49	ug/g	2.85	< LOQ	87.3	70-130		
Cyclohexane	5960	ug/g	5530	< LOQ	108	70-130		



Brian Weigel
Lab Director

These results relate only to the sample included on this report. The report may not be reproduced except in full, without the written permission of SC Laboratories. Samples tested in accordance with Oregon Administrative Rules, TNI 2009 Standard and SC Laboratories quality assurance plan unless otherwise noted.

Quality Control

Solvent Analysis (Continued)

Batch: B181007 - Residual Solvent Prep (Continued)

Matrix Spike(B181007-MS1)			Extracted - 10/26/18 14:35 Analyzed - 10/26/18 18:08					
Analyte	Result	Units	Spike Level	Source Result	%REC	%REC Limits	RPD	RPD Limit
Dichloromethane (methylene chloride)	868	ug/g	854	< LOQ	102	70-130		
Ethyl acetate	3310	ug/g	3320	< LOQ	99.5	70-130		
Ethyl ether	3380	ug/g	3320	< LOQ	102	70-130		
Ethylbenzene	3150	ug/g	3080	< LOQ	102	70-130		
Ethylene glycol	1090	ug/g	883	< LOQ	123	70-130		
Heptane	3530	ug/g	3320	< LOQ	106	70-130		
Isopropyl acetate	3420	ug/g	3320	< LOQ	103	70-130		
Isopropylbenzene (cumene)	130	ug/g	99.6	< LOQ	131	70-130		
m,p-Xylene	6740	ug/g	6180	< LOQ	109	70-130		
Methanol	2530	ug/g	2370	69.0	104	70-130		
n-Hexane	397	ug/g	413	< LOQ	96.2	70-130		
n-Pentane	3500	ug/g	3320	< LOQ	105	70-130		
Tetrahydrofuran	950	ug/g	1020	< LOQ	92.6	70-130		
Toluene	1240	ug/g	1270	< LOQ	97.5	70-130		
o-Xylene	3250	ug/g	3080	< LOQ	105	70-130		

Matrix Spike Dup(B181007-MSD1)			Extracted - 10/26/18 14:35 Analyzed - 10/26/18					
Analyte	Result	Units	Spike Level	Source Result	%REC	%REC Limits	RPD	RPD Limit
1,4-Dioxane	477	ug/g	530	< LOQ	90.0	70-130	2.39	30
2,2-Dimethylbutane	392	ug/g	405	< LOQ	96.9	70-130	1.24	30
2-Butanol	3380	ug/g	3260	< LOQ	104	70-130	0.493	30
2-Ethoxyethanol	248	ug/g	223	< LOQ	111	70-130	0.0860	30
2-Methylbutane (isopentane)	3380	ug/g	3260	< LOQ	104	70-130	0.913	30
2-Methylpentane/2,3-Dimethylbutane	794	ug/g	809	< LOQ	98.1	70-130	0.952	30
2-Propanol (IPA)	3460	ug/g	3260	182	101	70-130	0.687	30
3-Methylpentane	391	ug/g	405	< LOQ	96.6	70-130	1.33	30
Acetone	3510	ug/g	3260	161	103	70-130	0.405	30
Acetonitrile	562	ug/g	572	< LOQ	98.2	70-130	1.63	30
Benzene	2.40	ug/g	2.79	< LOQ	85.9	70-130	3.60	30
Cyclohexane	5920	ug/g	5420	< LOQ	109	70-130	0.666	30
Dichloromethane (methylene chloride)	857	ug/g	837	< LOQ	102	70-130	1.26	30
Ethyl acetate	3280	ug/g	3260	< LOQ	101	70-130	0.848	30
Ethyl ether	3360	ug/g	3260	< LOQ	103	70-130	0.345	30
Ethylbenzene	3130	ug/g	3020	< LOQ	104	70-130	0.699	30
Ethylene glycol	1090	ug/g	865	< LOQ	125	70-130	0.225	30



Brian Weigel
Lab Director

These results relate only to the sample included on this report. The report may not be reproduced except in full, without the written permission of SC Laboratories. Samples tested in accordance with Oregon Administrative Rules, TNI 2009 Standard and SC Laboratories quality assurance plan unless otherwise noted.

Quality Control Solvent Analysis (Continued)

Batch: B181007 - Residual Solvent Prep (Continued)

Matrix Spike Dup(B181007-MSD1)			Extracted - 10/26/18 14:35 Analyzed - 10/26/18					
Analyte	Result	Units	Spike Level	Source Result	%REC	%REC Limits	RPD	RPD Limit
Heptane	3470	ug/g	3260	< LOQ	107	70-130	1.55	30
Isopropyl acetate	3400	ug/g	3260	< LOQ	104	70-130	0.757	30
Isopropylbenzene (cumene)	128	ug/g	97.7	< LOQ	131	70-130	1.88	30
m,p-Xylene	6590	ug/g	6060	< LOQ	109	70-130	2.20	30
Methanol	2500	ug/g	2330	69.0	105	70-130	1.24	30
n-Hexane	394	ug/g	405	< LOQ	97.3	70-130	0.860	30
n-Pentane	3480	ug/g	3260	< LOQ	107	70-130	0.744	30
Tetrahydrofuran	935	ug/g	1000	< LOQ	93.1	70-130	1.54	30
Toluene	1220	ug/g	1240	< LOQ	98.1	70-130	1.36	30
o-Xylene	3210	ug/g	3020	< LOQ	106	70-130	1.29	30



Brian Weigel
Lab Director

These results relate only to the sample included on this report. The report may not be reproduced except in full, without the written permission of SC Laboratories. Samples tested in accordance with Oregon Administrative Rules, TNI 2009 Standard and SC Laboratories quality assurance plan unless otherwise noted.

Quality Control Terpene Analysis

Batch: B181009 - Potency/Terpenes

Blank(B181009-BLK1)			Extracted - 10/29/18 12:20 Analyzed - 10/29/18 19:12					
Analyte	Result	Units	Spike Level	Source Result	%REC	%REC Limits	RPD	RPD Limit
alpha Pinene	< LOQ	%						
Myrcene	< LOQ	%						
alpha Phellandrene	< LOQ	%						
3-Carene	< LOQ	%						
alpha Terpinene	< LOQ	%						
Limonene	< LOQ	%						
Terpinolene	< LOQ	%						
Linalool	< LOQ	%						
Fenchol	< LOQ	%						
Borneol	< LOQ	%						
Terpineol	< LOQ	%						
Geraniol	< LOQ	%						
alpha Humulene	< LOQ	%						
beta Caryophyllene	< LOQ	%						
Caryophyllene Oxide	< LOQ	%						
alpha Bisabolol	< LOQ	%						
Camphene	< LOQ	%						
beta Pinene	< LOQ	%						
Ocimene	< LOQ	%						
Sabinene	< LOQ	%						
Camphor	< LOQ	%						
Isoborneol	< LOQ	%						
Menthol	< LOQ	%						
alpha Cedrene	< LOQ	%						
Nerolidol	< LOQ	%						
R-(+)-Pulegone	< LOQ	%						
Eucalyptol	< LOQ	%						
p-Cymene	< LOQ	%						
(-)-Isopulegol	< LOQ	%						
Geranyl Acetate	< LOQ	%						
Guaiol	< LOQ	%						
Valencene	< LOQ	%						
Phytol	0.947	%						
Citronellol	< LOQ	%						
gamma-Terpinene	< LOQ	%						



Brian Weigel
Lab Director

These results relate only to the sample included on this report. The report may not be reproduced except in full, without the written permission of SC Laboratories. Samples tested in accordance with Oregon Administrative Rules, TNI 2009 Standard and SC Laboratories quality assurance plan unless otherwise noted.

Quality Control

Terpene Analysis (Continued)

Batch: B181009 - Potency/Terpenes (Continued)

Duplicate(B181009-DUP1)		Extracted - 10/29/18 12:20 Analyzed - 10/29/18 19:49						
Analyte	Result	Units	Spike Level	Source Result	%REC	%REC Limits	RPD	RPD Limit
alpha Pinene	< LOQ	%		< LOQ				20
Myrcene	< LOQ	%		< LOQ				20
alpha Phellandrene	< LOQ	%		< LOQ				20
3-Carene	< LOQ	%		< LOQ				20
alpha Terpinene	< LOQ	%		< LOQ				20
Limonene	0.558	%		0.572			2.41	20
Terpinolene	< LOQ	%		< LOQ				20
Linalool	0.754	%		0.742			1.54	20
Fenchol	0.332	%		0.324			2.55	20
Borneol	< LOQ	%		< LOQ				20
Terpineol	0.331	%		0.331			0.135	20
Geraniol	< LOQ	%		< LOQ				20
alpha Humulene	0.362	%		0.361			0.306	20
beta Caryophyllene	0.860	%		0.850			1.20	20
Caryophyllene Oxide	0.097	%		< LOQ				20
alpha Bisabolol	0.169	%		0.183			7.70	20
Camphene	< LOQ	%		< LOQ				20
beta Pinene	0.125	%		0.130			4.22	20
Ocimene	< LOQ	%		< LOQ				20
Sabinene	< LOQ	%		< LOQ				20
Camphor	< LOQ	%		< LOQ				20
Isoborneol	< LOQ	%		< LOQ				20
Menthol	< LOQ	%		< LOQ				20
alpha Cedrene	< LOQ	%		< LOQ				20
Nerolidol	0.209	%		0.202			3.51	20
R-(+)-Pulegone	< LOQ	%		< LOQ				20
Eucalyptol	< LOQ	%		< LOQ				20
p-Cymene	< LOQ	%		< LOQ				20
(-)-Isopulegol	< LOQ	%		< LOQ				20
Geranyl Acetate	< LOQ	%		< LOQ				20
Guaiol	< LOQ	%		< LOQ				20
Valencene	0.444	%		0.440			1.02	20
Phytol	0.119	%		< LOQ				20
Citronellol	< LOQ	%		< LOQ				20
gamma-Terpinene	< LOQ	%		< LOQ				20



Brian Weigel
Lab Director

These results relate only to the sample included on this report. The report may not be reproduced except in full, without the written permission of SC Laboratories. Samples tested in accordance with Oregon Administrative Rules, TNI 2009 Standard and SC Laboratories quality assurance plan unless otherwise noted.



**OREGON LIQUOR CONTROL COMMISSION
CANNABIS TRANSPORTATION MANIFEST**



18J0092

All sales transactions are to be completed prior to transportation of any CANNABIS. The receiving entity may reject product delivered, but amount delivered must be limited to amount agreed upon in prior sales transaction.

Manifest No.:	0001066465	Date Created:	10/25/2018 9:37 AM
Originating Entity:	OM Extracts	For OLCC Use Only	
Originating License Number:	030-10051970949		
Address of Originating Entity:	500 Industrial Circle, Units E, F, G, and H White City, OR 97503		
Phone No. of Originating Entity:	503-688-3289		
Contact Phone No. for Inquiries: 503-688-3289			
Destination # 1	SC Laboratories	Destination Phone No.:	707-339-0050
Destination License Number:	010-1004748743D	Date and Approx. Time of Departure:	10/25/2018 9:32 AM
Address of Destination:	15865 SW 74th Avenue Ste 110 Tigard, OR 97224	Date and Approx. Time of Arrival:	10/25/2018 6:30 PM
		Date/Time Received:	10/25/18 16:47
		Notes: details for extenuating circumstances (e.g., road closure, flat tire, etc.)	
Route to be Traveled: I-5 North to Tigard, OR 15865 SW 74th Ave Tigard, OR 97224			
Name of Person Transporting:	Joel Glimpse/ Scott Forster	Handler Permit No. of Driver:	102682/22
State Driver's License No.:	9474950/A625521	Signature of Person Transporting:	
Make, Model, License Plate No.:	scion/nissan XB/NV 200 175 JLS/825 KAT		
Package # 1	Production Batch No.	Item Name	Quantity
1A4010300014ADD000004994 Lab Test: SubmittedForTesting Status: Shipped		Vape Bulk - OG Kush CBD (Extracts)	Shp: 12.8000 g
Harvests:	OGKC1017, OGKC915, OGKC925, OGKCWF1103, OGKCWF1106, OGKCWF915		
Package # 2	Production Batch No.	Item Name	Quantity
1A4010300014ADD000008399 Lab Test: SubmittedForTesting Status: Shipped		FECO Bulk - OZMA (Extracts)	Shp: 12.8000 g
Harvests:	Ozma 10/24/17		
Package # 3	Production Batch No.	Item Name	Quantity
1A4010300014ADD000008400 Lab Test: SubmittedForTesting Status: Shipped		FECO Bulk - Lemon Kush (Extracts)	Shp: 12.9000 g
Harvests:	LK 10/13, LS 10/13, ls 10/14, LS 10/19		
PRODUCT REJECTION (if only a portion of shipment is rejected, circle that portion above)			
Name of Person Receiving or Rejecting Product:	Breeanna Hamilton		
I confirm that the contents of this shipment match weight records entered above, and I agree to take custody of those portions of this shipment not circled above. Those portions circled were returned to the individual delivering this shipment.			
Signature:		Date:	10/25/18
Signature of individual taking receipt of rejected portion of this shipment:			

Observations and Abnormalities:							
---------------------------------	--	--	--	--	--	--	--


Container Type	METRC Harvest/Processing Lot ID #:				Product Type	Client Sample Name	Product Date	Batch Size (g)
Jar					Concentrate	OG Kush CBD		2400
METRC Batch ID	Product Temp (°C)	Humidity (%)	# of Containers	Sample Media	# Zones	# of Inc.	1° Sample (g)	Sample Name
1A4010300014ADD000004991	21.2	41.5	2	Vial	3	8	1	OG Kush CBD Primary
Lab Sample ID	Container ID		Increment Zone	Sampling Media Wt. (g)	Wt. Inc+Media (g)	Increment Weight (g)	Sample METRC ID#	
18JOM25-05	OG Kush CBD-1		A1	14.93	15.73	0.8	1A4010300014ADD000004994	
18JOM25-05	OG Kush CBD-1		A1	15.73	16.53	0.8	1A4010300014ADD000004994	
18JOM25-05	OG Kush CBD-1		A2	16.53	17.33	0.8	1A4010300014ADD000004994	
18JOM25-05	OG Kush CBD-1		A3	17.33	18.13	0.8	1A4010300014ADD000004994	
18JOM25-05	OG Kush CBD-2		B2	18.13	18.93	0.8	1A4010300014ADD000004994	
18JOM25-05	OG Kush CBD-2		B2	18.93	19.73	0.8	1A4010300014ADD000004994	
18JOM25-05	OG Kush CBD-2		B3	19.73	20.53	0.8	1A4010300014ADD000004994	
18JOM25-05	OG Kush CBD-2		B3	20.53	21.34	0.81	1A4010300014ADD000004994	
					Total Primary Mass = 6.41		Primary + Duplicate Mass = 0 g	
Observations and Abnormalities:	Batch #	Marks/Labels	Cont. Types/Sizes	Uniform	Plant Colors	Shape and Size	Sampling Plan	

METRC Batch ID	Product Temp (°C)	Humidity (%)	# of Containers	Sample Media	# Zones	# of Inc.	1° Sample (g)	Sample Name
1A4010300014ADD000004991	21.2	41.5	2	Vial	3	8	1	OG Kush CBD Duplicate
Lab Sample ID	Container ID		Increment Zone	Sampling Media Wt. (g)	Wt. Inc+Media (g)	Increment Weight (g)	Sample METRC ID#	
18JOM25-06	OG Kush CBD-1		A1	14.99	15.79	0.8	1A4010300014ADD000004994	
18JOM25-06	OG Kush CBD-1		A1	15.79	16.59	0.8	1A4010300014ADD000004994	
18JOM25-06	OG Kush CBD-1		A2	16.59	17.39	0.8	1A4010300014ADD000004994	
18JOM25-06	OG Kush CBD-1		A3	17.39	18.19	0.8	1A4010300014ADD000004994	
18JOM25-06	OG Kush CBD-2		B2	18.19	18.99	0.8	1A4010300014ADD000004994	
18JOM25-06	OG Kush CBD-2		B2	18.99	19.79	0.8	1A4010300014ADD000004994	
18JOM25-06	OG Kush CBD-2		B2	19.79	20.59	0.8	1A4010300014ADD000004994	
18JOM25-06	OG Kush CBD-2		B3	20.59	21.39	0.8	1A4010300014ADD000004994	
					Total Duplicate Mass = 6.4		Primary + Duplicate Mass = 0 g	

Observations and Abnormalities:	Batch #	Marks/Labels	Cont. Types/Sizes	Uniform	Plant Colors	Shape and Size	Sampling Plan

CHAIN OF CUSTODY

SC Laboratories Oregon LLC
 15965 SW 74th Avenue, Ste 110
 Tigard OR, 97224
 (503) 272-8830
 ORELAP ID # 4133
www.sclabs.com

Client	OM Ext	COC #	1/1	18J0092	
Address	500 Industrial wy	Work Order #	48JOMZ5		
Date Sampled	10/25/2018	Received By	BAW		Sample Type Legend U - Usable Marijuana C - Concentrate P - Product O - Other
OLCC License #	10051870949	Received Date	10/25/18		
OLCC License Type	Processor	Counter	Joel / Scott		
Email		Name of Sampler	Joel		
Phone		Transfer Manifest #	1066465		
Sampler OLCC License #	010-1004748743D	Place where Sampled	500 Industrial wy		

Sample Name	Time	METRC Label	Unique Batch Number	SC Labs LIMS ID	Sample Type	Total Sample Mass	# of Increments	TESTS REQUESTED					Sample Specific Notes
								Potency	Water Activity	Moisture Content	Pesticide	Residual Solvent	
OZMA- FECCO Primary	8:53	1A4010300014ADD000008399	OZMA- FECCO	18JOM25-01	C	6.42	8	X	X	X	X		
OZMA- FECCO Duplicate	8:55	1A4010300014ADD000008399	OZMA- FECCO	18JOM25-02	C	6.4	8	X	X	X	X		
Lemon Kush- FECCO Primary	9:07	1A4010300014ADD000008400	Lemon Kush- FECCO	18JOM25-03	C	6.4	8	X	X	X	X		
Lemon Kush- FECCO Duplicate	9:11	1A4010300014ADD000008400	Lemon Kush- FECCO	18JOM25-04	C	6.5	8	X	X	X	X		
OG Kush CBD Primary	9:16	1A4010300014ADD000004994	OG Kush CBD	18JOM25-05	C	6.41	8	X	X	X	X		
OG Kush CBD Duplicate	9:17	1A4010300014ADD000004994	OG Kush CBD	18JOM25-06	C	6.4	8	X	X	X	X		

Notes/Special Considerations: Opt OUT of Sample Duplicate Yes No

Samples Relinquished		Samples Received		Samples Relinquished		Samples Received	
Print Name: <u>Steve B. Little</u>	Date: <u>10/25/18</u>	Print Name: <u>Joel</u>	Date: <u>10/15/18</u>	Print Name: <u>SESA</u>	Date: <u>10/15/18</u>	Print Name: <u>Scott Fogel</u>	Date: _____
Representative of: <u>OW Extracts LLC</u>	Signature: <u>[Signature]</u>	Representative of: <u>SC Labs</u>	Signature: <u>[Signature]</u>	Representative of: <u>SC Labs</u>	Signature: <u>[Signature]</u>	Representative of: <u>SC LABS</u>	Signature: <u>[Signature]</u>
Time: <u>9:40</u>	Time: <u>9:40</u>	Time: <u>9:40</u>	Time: <u>9:40</u>	Time: <u>2:55</u>	Time: <u>2:55</u>	Time: <u>2:20</u>	Time: <u>2:20</u>