

Sample Name: **CBD YUMMY Primary**
 Tested for: **OM Extracts**
Compliance Concentrate

Laboratory ID: 18H0005-01

Matrix: Extracts and Concentrates

Sample Metrc ID: 1A4010300014ADD000004482

Lot # NA

Date Sampled: 08/02/18 09:36

Batch RFID: 1A4010300014ADD000004149

Date Accepted: 08/02/18

Batch Size: 2724 (g)

Results Valid Until: 08/02/19



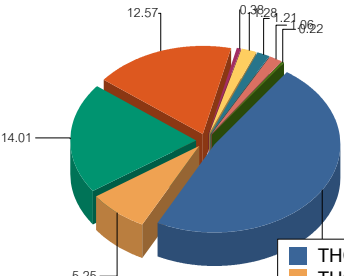
Potency Analysis

Date Extracted: 08/03/18

Analysis Method/SOP: Potency

Date Analyzed: 08/03/18

* - ORELAP certified analyte

| Cannabinoids | % weight | mg/g | Cannabinoids Profile | | | | | | | | | | | | | | | | | | | | |
|--|----------|-------|---|-----|-------|------|------|-----|-------|------|-------|-----|------|-----|------|------|------|-----|------|------|------|--------|-------|
| Total THC ((THCA*0.877)+d9) | 37.59 | 375.9 |  <table border="1"> <tr><td>THC</td><td>32.99</td></tr> <tr><td>THCA</td><td>5.25</td></tr> <tr><td>CBD</td><td>14.01</td></tr> <tr><td>CBDA</td><td>12.57</td></tr> <tr><td>CBN</td><td>0.38</td></tr> <tr><td>CBG</td><td>1.28</td></tr> <tr><td>CBGA</td><td>1.21</td></tr> <tr><td>CBC</td><td>1.06</td></tr> <tr><td>THCV</td><td>0.22</td></tr> <tr><td>Total:</td><td>68.96</td></tr> </table> | THC | 32.99 | THCA | 5.25 | CBD | 14.01 | CBDA | 12.57 | CBN | 0.38 | CBG | 1.28 | CBGA | 1.21 | CBC | 1.06 | THCV | 0.22 | Total: | 68.96 |
| THC | 32.99 | | | | | | | | | | | | | | | | | | | | | | |
| THCA | 5.25 | | | | | | | | | | | | | | | | | | | | | | |
| CBD | 14.01 | | | | | | | | | | | | | | | | | | | | | | |
| CBDA | 12.57 | | | | | | | | | | | | | | | | | | | | | | |
| CBN | 0.38 | | | | | | | | | | | | | | | | | | | | | | |
| CBG | 1.28 | | | | | | | | | | | | | | | | | | | | | | |
| CBGA | 1.21 | | | | | | | | | | | | | | | | | | | | | | |
| CBC | 1.06 | | | | | | | | | | | | | | | | | | | | | | |
| THCV | 0.22 | | | | | | | | | | | | | | | | | | | | | | |
| Total: | 68.96 | | | | | | | | | | | | | | | | | | | | | | |
| Total CBD ((CBDA*0.877)+CBD) | 25.03 | 250.3 | | | | | | | | | | | | | | | | | | | | | |
| d9-THC (d9-Tetrahydrocannabinol)* | 32.99 | 329.9 | | | | | | | | | | | | | | | | | | | | | |
| d8-THC (d8-Tetrahydrocannabinol)* | < LOQ | < LOQ | | | | | | | | | | | | | | | | | | | | | |
| THCA (d9-Tetrahydrocannabinolic Acid)* | 5.25 | 52.5 | | | | | | | | | | | | | | | | | | | | | |
| CBD (Cannabidiol)* | 14.01 | 140.1 | | | | | | | | | | | | | | | | | | | | | |
| CBDA (Cannabidiolic Acid)* | 12.57 | 125.7 | | | | | | | | | | | | | | | | | | | | | |
| CBN (Cannabinol)* | 0.38 | 3.8 | | | | | | | | | | | | | | | | | | | | | |
| CBG (Cannabigerol)* | 1.28 | 12.8 | | | | | | | | | | | | | | | | | | | | | |
| CBGA (Cannabigerolic Acid) | 1.21 | 12.1 | | | | | | | | | | | | | | | | | | | | | |
| CBDV (Cannabidivarin)* | < LOQ | < LOQ | | | | | | | | | | | | | | | | | | | | | |
| CBDVA (Cannabidivarinic Acid) | < LOQ | < LOQ | | | | | | | | | | | | | | | | | | | | | |
| CBC (Cannabichromene)* | 1.06 | 10.6 | | | | | | | | | | | | | | | | | | | | | |
| THCV (Tetrahydrocannabivarin) | 0.22 | 2.2 | | | | | | | | | | | | | | | | | | | | | |
| Total Cannabinoids | 68.96 | 689.6 | | | | | | | | | | | | | | | | | | | | | |

<LOQ - Results below the Limit of Quantitation - Compound not detected



Brian Weigel
Lab Director

These results relate only to the sample included on this report. The report may not be reproduced except in full, without the written permission of SC Laboratories. Samples tested in accordance with Oregon Administrative Rules, TNI 2009 Standard and SC Laboratories quality assurance plan unless otherwise noted.

Sample Name: **CBD YUMMY Duplicate**
 Tested for: **OM Extracts**
Compliance Concentrate

Laboratory ID: 18H0005-02

Matrix: Extracts and Concentrates

Sample Metrc ID: 1A4010300014ADD000004482

Lot # NA

Date Sampled: 08/02/18 09:38

Batch RFID: 1A4010300014ADD000004149

Date Accepted: 08/02/18

Batch Size: 2724 (g)

Results Valid Until: 08/02/19



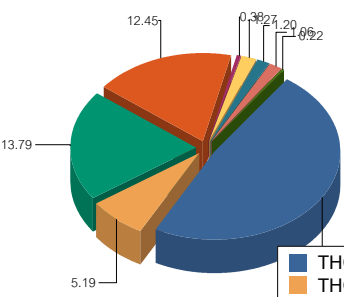
Potency Analysis

Date Extracted: 08/03/18

Analysis Method/SOP: Potency

Date Analyzed: 08/03/18

* - ORELAP certified analyte

| Cannabinoids | % weight | mg/g | Cannabinoids Profile | | | | | | | | | | | | | | | | | | | | |
|--|--------------|--------------|---|-----|-------|------|------|-----|-------|------|-------|-----|------|-----|------|------|------|-----|------|------|------|---------------|--------------|
| Total THC ((THCA*0.877)+d9) | 37.29 | 372.9 |  <table border="1"> <tr><td>THC</td><td>32.74</td></tr> <tr><td>THCA</td><td>5.19</td></tr> <tr><td>CBD</td><td>13.79</td></tr> <tr><td>CBDA</td><td>12.45</td></tr> <tr><td>CBN</td><td>0.38</td></tr> <tr><td>CBG</td><td>1.27</td></tr> <tr><td>CBGA</td><td>1.20</td></tr> <tr><td>CBC</td><td>1.06</td></tr> <tr><td>THCV</td><td>0.22</td></tr> <tr><td>Total:</td><td>68.29</td></tr> </table> | THC | 32.74 | THCA | 5.19 | CBD | 13.79 | CBDA | 12.45 | CBN | 0.38 | CBG | 1.27 | CBGA | 1.20 | CBC | 1.06 | THCV | 0.22 | Total: | 68.29 |
| THC | 32.74 | | | | | | | | | | | | | | | | | | | | | | |
| THCA | 5.19 | | | | | | | | | | | | | | | | | | | | | | |
| CBD | 13.79 | | | | | | | | | | | | | | | | | | | | | | |
| CBDA | 12.45 | | | | | | | | | | | | | | | | | | | | | | |
| CBN | 0.38 | | | | | | | | | | | | | | | | | | | | | | |
| CBG | 1.27 | | | | | | | | | | | | | | | | | | | | | | |
| CBGA | 1.20 | | | | | | | | | | | | | | | | | | | | | | |
| CBC | 1.06 | | | | | | | | | | | | | | | | | | | | | | |
| THCV | 0.22 | | | | | | | | | | | | | | | | | | | | | | |
| Total: | 68.29 | | | | | | | | | | | | | | | | | | | | | | |
| Total CBD ((CBDA*0.877)+CBD) | 24.71 | 247.1 | | | | | | | | | | | | | | | | | | | | | |
| d9-THC (d9-Tetrahydrocannabinol)* | 32.74 | 327.4 | | | | | | | | | | | | | | | | | | | | | |
| d8-THC (d8-Tetrahydrocannabinol)* | < LOQ | < LOQ | | | | | | | | | | | | | | | | | | | | | |
| THCA (d9-Tetrahydrocannabinolic Acid)* | 5.19 | 51.9 | | | | | | | | | | | | | | | | | | | | | |
| CBD (Cannabidiol)* | 13.79 | 137.9 | | | | | | | | | | | | | | | | | | | | | |
| CBDA (Cannabidiolic Acid)* | 12.45 | 124.5 | | | | | | | | | | | | | | | | | | | | | |
| CBN (Cannabinol)* | 0.38 | 3.8 | | | | | | | | | | | | | | | | | | | | | |
| CBG (Cannabigerol)* | 1.27 | 12.7 | | | | | | | | | | | | | | | | | | | | | |
| CBGA (Cannabigerolic Acid) | 1.20 | 12 | | | | | | | | | | | | | | | | | | | | | |
| CBDV (Cannabidivarin)* | < LOQ | < LOQ | | | | | | | | | | | | | | | | | | | | | |
| CBDVA (Cannabidivarinic Acid) | < LOQ | < LOQ | | | | | | | | | | | | | | | | | | | | | |
| CBC (Cannabichromene)* | 1.06 | 10.6 | | | | | | | | | | | | | | | | | | | | | |
| THCV (Tetrahydrocannabivarin) | 0.22 | 2.2 | | | | | | | | | | | | | | | | | | | | | |
| Total Cannabinoids | 68.29 | 682.9 | | | | | | | | | | | | | | | | | | | | | |

<LOQ - Results below the Limit of Quantitation - Compound not detected

Sample Name: **CBD YUMMY**

Sample Metrc ID: 1A4010300014ADD000004482

| | Primary Result | Duplicate Result | Average | % RPD | Pass/Fail (<20%RPD) |
|------------------------------------|----------------|------------------|---------|-------|---------------------|
| | % | % | % | | |
| Total THC ((THCA*0.877)+d9) | 37.59 | 37.29 | 37.44 | 0.801 | PASS |


 Brian Weigel
 Lab Director

These results relate only to the sample included on this report. The report may not be reproduced except in full, without the written permission of SC Laboratories. Samples tested in accordance with Oregon Administrative Rules, TNI 2009 Standard and SC Laboratories quality assurance plan unless otherwise noted.

| | |
|--|--|
| Sample Name: CBD YUMMY Primary | Date Sampled: 08/02/18 09:36 |
| Tested for: OM Extracts | Date Accepted: 08/02/18 |
| Compliance Concentrate | Results Valid Until: 08/02/19 |
| Laboratory ID: 18H0005-01 | Sample Metrc ID: 1A4010300014ADD000004482 |
| Matrix: Extracts and Concentrates | Batch RFID: 1A4010300014ADD000004149 |
| Lot # NA | Batch Size: 2724 (g) |

Terpene Analysis

Date Extracted: 08/03/18 Analysis Method/SOP: Terpenes
 Date Analyzed: 08/03/18

| Analyte | Result (%) | LOQ | Analyte | Result | LOQ |
|---------------------|------------|-------|-----------------------|----------------|-------|
| alpha Pinene | < LOQ | 0.093 | Myrcene | 0.283 | 0.093 |
| alpha Phellandrene | < LOQ | 0.093 | 3-Carene | < LOQ | 0.093 |
| alpha Terpinene | < LOQ | 0.093 | Limonene | 0.403 | 0.093 |
| Terpinolene | 0.273 | 0.093 | Linalool | 0.220 | 0.093 |
| Fenchol | 0.230 | 0.093 | Borneol | < LOQ | 0.093 |
| Terpineol | 0.187 | 0.093 | Geraniol | < LOQ | 0.093 |
| alpha Humulene | 0.375 | 0.093 | beta Caryophyllene | 1.294 | 0.093 |
| Caryophyllene Oxide | < LOQ | 0.093 | alpha Bisabolol | 0.569 | 0.093 |
| Camphene | < LOQ | 0.093 | beta Pinene | < LOQ | 0.093 |
| Ocimene | < LOQ | 0.093 | Sabinene | < LOQ | 0.093 |
| Camphor | < LOQ | 0.093 | Isoborneol | < LOQ | 0.093 |
| Menthol | < LOQ | 0.093 | alpha Cedrene | < LOQ | 0.093 |
| Nerolidol | 0.116 | 0.093 | R-(+)-Pulegone | < LOQ | 0.093 |
| Eucalyptol | < LOQ | 0.093 | p-Cymene | < LOQ | 0.093 |
| (-)-Isopulegol | < LOQ | 0.093 | Geranyl Acetate | < LOQ | 0.093 |
| Guaiol | 0.483 | 0.093 | Valencene | 0.371 | 0.093 |
| Phytol | 0.428 | 0.093 | Citronellol | < LOQ | 0.093 |
| gamma-Terpinene | < LOQ | 0.093 | | | |
| | | | Total Terpenes | 5.230 % | |

<LOQ - Results below the Limit of Quantitation - Compound not detected
 Terpene Analysis is not ORELAP Accredited.



Brian Weigel
 Lab Director

These results relate only to the sample included on this report. The report may not be reproduced except in full, without the written permission of SC Laboratories. Samples tested in accordance with Oregon Administrative Rules, TNI 2009 Standard and SC Laboratories quality assurance plan unless otherwise noted.

Sample Name: **CBD YUMMY Primary**

Date Sampled: **08/02/18 09:36**

Tested for: **OM Extracts**

Date Accepted: **08/02/18 16:57**

Compliance Concentrate

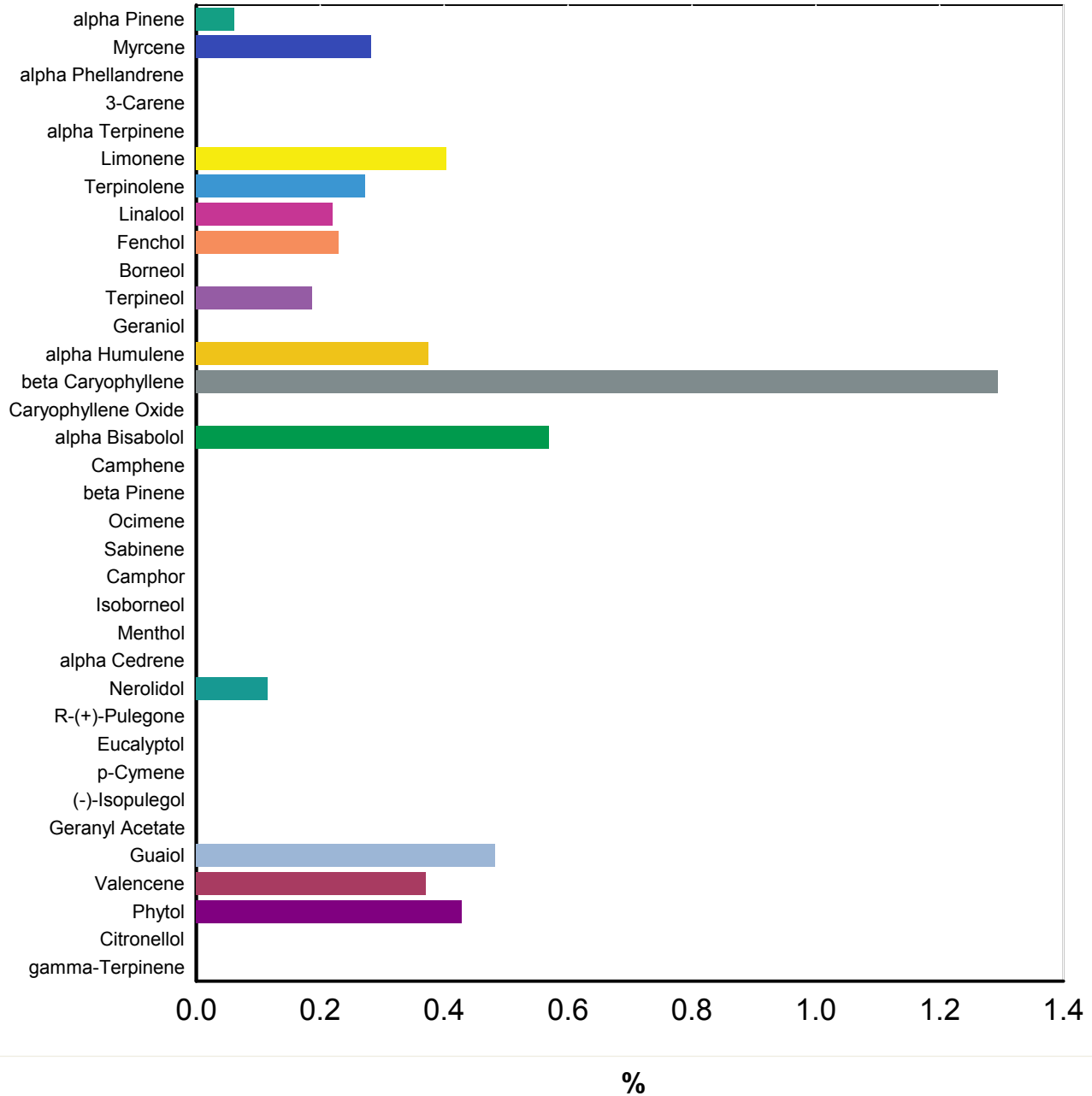
Results Valid Until: **08/02/19**

Laboratory ID: **18H0005-01**

Matrix: **Extracts and**

Client/Metric ID: **1A4010300014ADD000004482**

Terpene Profile




Brian Weigel
Lab Director

These results relate only to the sample included on this report. The report may not be reproduced except in full, without the written permission of SC Laboratories. Samples tested in accordance with Oregon Administrative Rules, TNI 2009 Standard and SC Laboratories quality assurance plan unless otherwise noted.

Sample Name: **CBD YUMMY Primary** Date Sampled: **08/02/18 09:36**
 Tested for: **OM Extracts** Date Accepted: **08/02/18**
Compliance Concentrate Results Valid Until: **08/02/19**

Laboratory ID: **18H0005-01** Sample Metric ID: **1A4010300014ADD000004482**
 Matrix: **Extracts and Concentrates** Batch RFID: **1A4010300014ADD000004149**
 Lot # **NA** Batch Size: **2724 (g)**

Pesticide Analysis in ppm

Date Extracted: 08/03/18 Analysis Method/SOP: Pesticides
 Date Analyzed: 08/04/18 Results above the action levels are highlighted in red #.

| Analyte | Result | Action Level | LOQ | Analyte | Result | Action Level | LOQ |
|-------------------|--------|--------------|-------|---------------------|--------|--------------|-------|
| Abamectin | < LOQ | 0.5 | 0.249 | Acephate | < LOQ | 0.4 | 0.199 |
| Acequinocyl | < LOQ | 2 | 0.994 | Acetamiprid | < LOQ | 0.2 | 0.099 |
| Aldicarb | < LOQ | 0.4 | 0.199 | Azoxystrobin | < LOQ | 0.2 | 0.099 |
| Bifenazate | < LOQ | 0.2 | 0.099 | Bifenthrin | < LOQ | 0.2 | 0.099 |
| Boscalid | < LOQ | 0.4 | 0.199 | Carbaryl | < LOQ | 0.2 | 0.099 |
| Carbofuran | < LOQ | 0.2 | 0.099 | Chlorantraniliprole | < LOQ | 0.2 | 0.099 |
| Chlorfenapyr | < LOQ | 1 | 0.497 | Chlorpyrifos | < LOQ | 0.2 | 0.099 |
| Clofentezine | < LOQ | 0.2 | 0.099 | Cyfluthrin | < LOQ | 1 | 0.497 |
| Cypermethrin | < LOQ | 1 | 0.497 | Daminozide | < LOQ | 1 | 0.497 |
| DDVP (Dichlorvos) | < LOQ | 1 | 0.497 | Diazinon | < LOQ | 0.2 | 0.099 |
| Dimethoate | < LOQ | 0.2 | 0.099 | Ethoprophos | < LOQ | 0.2 | 0.099 |
| Etofenprox | < LOQ | 0.4 | 0.199 | Etoxazole | < LOQ | 0.2 | 0.099 |
| Fenoxycarb | < LOQ | 0.2 | 0.099 | Fenpyroximate | < LOQ | 0.4 | 0.199 |
| Fipronil | < LOQ | 0.4 | 0.199 | Fonicamid | < LOQ | 1 | 0.497 |
| Fludioxonil | < LOQ | 0.4 | 0.199 | Hexythiazox | < LOQ | 1 | 0.497 |
| Imazalil | < LOQ | 0.2 | 0.099 | Imidacloprid | < LOQ | 0.4 | 0.199 |
| Kresoxim-methyl | < LOQ | 0.4 | 0.199 | Malathion | < LOQ | 0.2 | 0.099 |
| Metalaxyl | < LOQ | 0.2 | 0.099 | Methiocarb | < LOQ | 0.2 | 0.099 |
| Methomyl | < LOQ | 0.4 | 0.199 | Methyl parathion | < LOQ | 0.2 | 0.099 |
| MGK-264 | < LOQ | 0.2 | 0.099 | Myclobutanil | < LOQ | 0.2 | 0.099 |
| Naled | < LOQ | 0.5 | 0.249 | Oxamyl | < LOQ | 1 | 0.497 |
| Paclobutrazol | < LOQ | 0.4 | 0.199 | Permethrins (total) | < LOQ | 0.2 | 0.099 |
| Phosmet | < LOQ | 0.2 | 0.099 | Piperonyl butoxide | < LOQ | 2 | 0.497 |
| Prallethrin | < LOQ | 0.2 | 0.099 | Propiconazole | < LOQ | 0.4 | 0.199 |
| Propoxur | < LOQ | 0.2 | 0.099 | Pyrethrins (total) | < LOQ | 1 | 0.497 |
| Pyridaben | < LOQ | 0.2 | 0.099 | Spinosad | < LOQ | 0.2 | 0.099 |
| Spiromesifen | < LOQ | 0.2 | 0.099 | Spirotetramat | < LOQ | 0.2 | 0.099 |
| Spiroxamine | < LOQ | 0.4 | 0.199 | Tebuconazole | < LOQ | 0.4 | 0.199 |
| Thiacloprid | < LOQ | 0.2 | 0.099 | Thiamethoxam | < LOQ | 0.2 | 0.099 |
| Trifloxystrobin | < LOQ | 0.2 | 0.099 | | | | |

<LOQ - Results below the Limit of Quantitation - Compound not detected



Brian Weigel
Lab Director

These results relate only to the sample included on this report. The report may not be reproduced except in full, without the written permission of SC Laboratories. Samples tested in accordance with Oregon Administrative Rules, TNI 2009 Standard and SC Laboratories quality assurance plan unless otherwise noted.

Sample Name: **CBD YUMMY Duplicate** Date Sampled: **08/02/18 09:38**
 Tested for: **OM Extracts** Date Accepted: **08/02/18**
Compliance Concentrate Results Valid Until: **08/02/19**

Laboratory ID: **18H0005-02** Sample Metrc ID: **1A4010300014ADD000004482**
 Matrix: **Extracts and Concentrates** Batch RFID: **1A4010300014ADD000004149**
 Lot # **NA** Batch Size: **2724 (g)**

Pesticide Analysis in ppm

Date Extracted: 08/03/18 Analysis Method/SOP: Pesticides
 Date Analyzed: 08/04/18 Results above the action levels are highlighted in red #.

| Analyte | Result | Action Level | LOQ | Analyte | Result | Action Level | LOQ |
|-------------------|--------|--------------|-------|---------------------|--------|--------------|-------|
| Abamectin | < LOQ | 0.5 | 0.244 | Acephate | < LOQ | 0.4 | 0.195 |
| Acequinocyl | < LOQ | 2 | 0.976 | Acetamiprid | < LOQ | 0.2 | 0.098 |
| Aldicarb | < LOQ | 0.4 | 0.195 | Azoxystrobin | < LOQ | 0.2 | 0.098 |
| Bifenazate | < LOQ | 0.2 | 0.098 | Bifenthrin | < LOQ | 0.2 | 0.098 |
| Boscalid | < LOQ | 0.4 | 0.195 | Carbaryl | < LOQ | 0.2 | 0.098 |
| Carbofuran | < LOQ | 0.2 | 0.098 | Chlorantraniliprole | < LOQ | 0.2 | 0.098 |
| Chlorfenapyr | < LOQ | 1 | 0.488 | Chlorpyrifos | < LOQ | 0.2 | 0.098 |
| Clofentezine | < LOQ | 0.2 | 0.098 | Cyfluthrin | < LOQ | 1 | 0.488 |
| Cypermethrin | < LOQ | 1 | 0.488 | Daminozide | < LOQ | 1 | 0.488 |
| DDVP (Dichlorvos) | < LOQ | 1 | 0.488 | Diazinon | < LOQ | 0.2 | 0.098 |
| Dimethoate | < LOQ | 0.2 | 0.098 | Ethoprophos | < LOQ | 0.2 | 0.098 |
| Etofenprox | < LOQ | 0.4 | 0.195 | Etoxazole | < LOQ | 0.2 | 0.098 |
| Fenoxycarb | < LOQ | 0.2 | 0.098 | Fenpyroximate | < LOQ | 0.4 | 0.195 |
| Fipronil | < LOQ | 0.4 | 0.195 | Fonicamid | < LOQ | 1 | 0.488 |
| Fludioxonil | < LOQ | 0.4 | 0.195 | Hexythiazox | < LOQ | 1 | 0.488 |
| Imazalil | < LOQ | 0.2 | 0.098 | Imidacloprid | < LOQ | 0.4 | 0.195 |
| Kresoxim-methyl | < LOQ | 0.4 | 0.195 | Malathion | < LOQ | 0.2 | 0.098 |
| Metalaxyl | < LOQ | 0.2 | 0.098 | Methiocarb | < LOQ | 0.2 | 0.098 |
| Methomyl | < LOQ | 0.4 | 0.195 | Methyl parathion | < LOQ | 0.2 | 0.098 |
| MGK-264 | < LOQ | 0.2 | 0.098 | Myclobutanil | < LOQ | 0.2 | 0.098 |
| Naled | < LOQ | 0.5 | 0.244 | Oxamyl | < LOQ | 1 | 0.488 |
| Paclobutrazol | < LOQ | 0.4 | 0.195 | Permethrins (total) | < LOQ | 0.2 | 0.098 |
| Phosmet | < LOQ | 0.2 | 0.098 | Piperonyl butoxide | < LOQ | 2 | 0.488 |
| Prallethrin | < LOQ | 0.2 | 0.098 | Propiconazole | < LOQ | 0.4 | 0.195 |
| Propoxur | < LOQ | 0.2 | 0.098 | Pyrethrins (total) | < LOQ | 1 | 0.488 |
| Pyridaben | < LOQ | 0.2 | 0.098 | Spinosad | < LOQ | 0.2 | 0.098 |
| Spiromesifen | < LOQ | 0.2 | 0.098 | Spirotetramat | < LOQ | 0.2 | 0.098 |
| Spiroxamine | < LOQ | 0.4 | 0.195 | Tebuconazole | < LOQ | 0.4 | 0.195 |
| Thiacloprid | < LOQ | 0.2 | 0.098 | Thiamethoxam | < LOQ | 0.2 | 0.098 |
| Trifloxystrobin | < LOQ | 0.2 | 0.098 | | | | |

<LOQ - Results below the Limit of Quantitation - Compound not detected



Brian Weigel
Lab Director

These results relate only to the sample included on this report. The report may not be reproduced except in full, without the written permission of SC Laboratories. Samples tested in accordance with Oregon Administrative Rules, TNI 2009 Standard and SC Laboratories quality assurance plan unless otherwise noted.

| | |
|--|---|
| Sample Name: CBD YUMMY Primary | Date Sampled: 08/02/18 09:36 |
| Tested for: OM Extracts | Date Accepted: 08/02/18 |
| Compliance Concentrate | Results Valid Until: 08/02/19 |
| Laboratory ID: 18H0005-01 | Sample Metric ID: 1A4010300014ADD000004482 |
| Matrix: Extracts and Concentrates | Batch RFID: 1A4010300014ADD000004149 |
| Lot # NA | Batch Size: 2724 (g) |

Residual Solvents

| Solvent | Results in ug/g | Action Level | LOQ | Date Extracted: 08/03/18 |
|--------------------------------------|-----------------|--------------|-------|--------------------------|
| 1,4-Dioxane | < LOQ | 380 | 71.3 | Date Analyzed: 08/03/18 |
| 2-Butanol | < LOQ | 5000 | 438 | Analysis Method/SOP: RST |
| 2-Ethoxyethanol | < LOQ | 160 | 30.0 | |
| 2-Propanol (IPA) | < LOQ | 5000 | 438 | |
| Acetone | < LOQ | 5000 | 438 | |
| Acetonitrile | < LOQ | 400 | 76.9 | |
| Benzene | < LOQ | 2 | 0.750 | |
| Butanes | < LOQ | 5000 | 313 | |
| Cyclohexane | < LOQ | 3880 | 728 | |
| Dichloromethane (methylene chloride) | < LOQ | 600 | 113 | |
| Ethyl acetate | 1040 | 5000 | 438 | |
| Ethyl ether | < LOQ | 5000 | 438 | |
| Ethylbenzene | < LOQ | 2170 | 406 | |
| Ethylene glycol | < LOQ | 620 | 116 | |
| Ethylene oxide | < LOQ | 50 | 37.5 | |
| Heptane | < LOQ | 5000 | 438 | |
| Hexanes | < LOQ | 290 | 54.4 | |
| Isopropyl acetate | < LOQ | 5000 | 438 | |
| Isopropylbenzene (cumene) | < LOQ | 70 | 13.1 | |
| Methanol | < LOQ | 3000 | 313 | |
| Pentanes | < LOQ | 5000 | 438 | |
| Propane | < LOQ | 5000 | 125 | |
| Tetrahydrofuran | < LOQ | 720 | 135 | |
| Toluene | < LOQ | 890 | 167 | |
| Xylenes | < LOQ | 2170 | 406 | |

<LOQ - Results below the Limit of Quantitation - Compound not detected
 Results above the Action Level fail state testing requirements and will be highlighted **Red #**.



Brian Weigel
 Lab Director

These results relate only to the sample included on this report. The report may not be reproduced except in full, without the written permission of SC Laboratories. Samples tested in accordance with Oregon Administrative Rules, TNI 2009 Standard and SC Laboratories quality assurance plan unless otherwise noted.

| | |
|--|---|
| Sample Name: CBD YUMMY Duplicate | Date Sampled: 08/02/18 09:38 |
| Tested for: OM Extracts | Date Accepted: 08/02/18 |
| Compliance Concentrate | Results Valid Until: 08/02/19 |
| Laboratory ID: 18H0005-02 | Sample Metric ID: 1A4010300014ADD000004482 |
| Matrix: Extracts and Concentrates | Batch RFID: 1A4010300014ADD000004149 |
| Lot # NA | Batch Size: 2724 (g) |

Residual Solvents

| Solvent | Results in ug/g | Action Level | LOQ |
|--------------------------------------|-----------------|--------------|-------|
| 1,4-Dioxane | < LOQ | 380 | 71.3 |
| 2-Butanol | < LOQ | 5000 | 438 |
| 2-Ethoxyethanol | < LOQ | 160 | 30.0 |
| 2-Propanol (IPA) | < LOQ | 5000 | 438 |
| Acetone | < LOQ | 5000 | 438 |
| Acetonitrile | < LOQ | 400 | 76.9 |
| Benzene | < LOQ | 2 | 0.750 |
| Butanes | < LOQ | 5000 | 313 |
| Cyclohexane | < LOQ | 3880 | 728 |
| Dichloromethane (methylene chloride) | < LOQ | 600 | 113 |
| Ethyl acetate | 1050 | 5000 | 438 |
| Ethyl ether | < LOQ | 5000 | 438 |
| Ethylbenzene | < LOQ | 2170 | 406 |
| Ethylene glycol | < LOQ | 620 | 116 |
| Ethylene oxide | < LOQ | 50 | 37.5 |
| Heptane | < LOQ | 5000 | 438 |
| Hexanes | < LOQ | 290 | 54.4 |
| Isopropyl acetate | < LOQ | 5000 | 438 |
| Isopropylbenzene (cumene) | < LOQ | 70 | 13.1 |
| Methanol | < LOQ | 3000 | 313 |
| Pentanes | < LOQ | 5000 | 438 |
| Propane | < LOQ | 5000 | 125 |
| Tetrahydrofuran | < LOQ | 720 | 135 |
| Toluene | < LOQ | 890 | 167 |
| Xylenes | < LOQ | 2170 | 406 |

Date Extracted: 08/03/18
 Date Analyzed: 08/03/18
 Analysis Method/SOP: RST

<LOQ - Results below the Limit of Quantitation - Compound not detected
 Results above the Action Level fail state testing requirements and will be highlighted **Red #**.



Brian Weigel
 Lab Director

These results relate only to the sample included on this report. The report may not be reproduced except in full, without the written permission of SC Laboratories. Samples tested in accordance with Oregon Administrative Rules, TNI 2009 Standard and SC Laboratories quality assurance plan unless otherwise noted.

Case Narrative

RST - Isopropylbenzene results exceeded the QC recovery criteria in the Matrix Spike and Matrix Spike Duplicate due to coelution with alpha-Pinene. This pertains to samples 18H0005-01 through 18H0005-06.

Ethylene Glycol results exceeded the QC recovery criteria in the Matrix Spike and Blank Spike. This pertains to samples 18H0005-01 through 18H0005-06.

Ethanol results exceeded the instrument calibration in sample 18H0005-01 and -02 are estimated in excess of 1500

**Quality Control
Potency**

Batch: B180636 - Potency/Terpenes

| Blank(B180636-BLK1) | | | Extracted - 08/03/18 15:30 Analyzed - 08/03/18 17:25 | | | | | |
|---------------------------------------|--------|-------|--|---------------|------|-------------|-----|-----------|
| Analyte | Result | Units | Spike Level | Source Result | %REC | %REC Limits | RPD | RPD Limit |
| d9-THC (d9-Tetrahydrocannabinol) | < LOQ | % | | | | | | |
| d8-THC (d8-Tetrahydrocannabinol) | < LOQ | % | | | | | | |
| THCA (d9-Tetrahydrocannabinolic Acid) | < LOQ | % | | | | | | |
| CBD (Cannabidiol) | < LOQ | % | | | | | | |
| CBDA (Cannabidiolic Acid) | < LOQ | % | | | | | | |
| CBN (Cannabinol) | < LOQ | % | | | | | | |
| CBG (Cannabigerol) | < LOQ | % | | | | | | |
| CBGA (Cannabigerolic Acid) | < LOQ | % | | | | | | |
| CBDV (Cannabidivarin) | < LOQ | % | | | | | | |
| CBDVA (Cannabidivarinic Acid) | < LOQ | % | | | | | | |
| CBC (Cannabichromene) | < LOQ | % | | | | | | |
| THCV (Tetrahydrocannabivarin) | < LOQ | % | | | | | | |

| Duplicate(B180636-DUP1) | | | Extracted - 08/03/18 15:30 Analyzed - 08/03/18 17:42 | | | | | |
|---------------------------------------|--------|-------|--|---------------|------|-------------|-------|-----------|
| Analyte | Result | Units | Spike Level | Source Result | %REC | %REC Limits | RPD | RPD Limit |
| d9-THC (d9-Tetrahydrocannabinol) | 3.30 | % | | 3.01 | | | 9.25 | 20 |
| d8-THC (d8-Tetrahydrocannabinol) | < LOQ | % | | < LOQ | | | | 20 |
| THCA (d9-Tetrahydrocannabinolic Acid) | < LOQ | % | | < LOQ | | | | 20 |
| CBD (Cannabidiol) | 39.49 | % | | 39.74 | | | 0.626 | 20 |
| CBDA (Cannabidiolic Acid) | 6.17 | % | | 6.33 | | | 2.49 | 20 |
| CBN (Cannabinol) | < LOQ | % | | < LOQ | | | | 20 |
| CBG (Cannabigerol) | 1.05 | % | | 1.07 | | | 1.78 | 20 |
| CBGA (Cannabigerolic Acid) | 0.19 | % | | 0.20 | | | 5.56 | 20 |



Brian Weigel
Lab Director

These results relate only to the sample included on this report. The report may not be reproduced except in full, without the written permission of SC Laboratories. Samples tested in accordance with Oregon Administrative Rules, TNI 2009 Standard and SC Laboratories quality assurance plan unless otherwise noted.

Quality Control Potency (Continued)

Batch: B180636 - Potency/Terpenes (Continued)

| Duplicate(B180636-DUP1) | | | Extracted - 08/03/18 15:30 | | Analyzed - 08/03/18 17:42 | | | |
|-------------------------------|--------|-------|----------------------------|---------------|---------------------------|-------------|--------|-----------|
| Analyte | Result | Units | Spike Level | Source Result | %REC | %REC Limits | RPD | RPD Limit |
| CBDV (Cannabidivarin) | 0.37 | % | | 0.36 | | | 3.45 | 20 |
| CBDVA (Cannabidivarinic Acid) | < LOQ | % | | < LOQ | | | | 20 |
| CBC (Cannabichromene) | 1.57 | % | | 1.57 | | | 0.0975 | 20 |
| THCV (Tetrahydrocannabivarin) | < LOQ | % | | < LOQ | | | | 20 |

| LCS(B180636-BS1) | | | Extracted - 08/03/18 15:30 | | Analyzed - 08/06/18 9:41 | | | |
|----------------------------------|--------|-------|----------------------------|---------------|--------------------------|-------------|-----|-----------|
| Analyte | Result | Units | Spike Level | Source Result | %REC | %REC Limits | RPD | RPD Limit |
| d9-THC (d9-Tetrahydrocannabinol) | 0.19 | % | 0.200 | | 96.7 | 80-120 | | |
| CBD (Cannabidiol) | 0.20 | % | 0.200 | | 99.5 | 80-120 | | |
| CBDA (Cannabidiolic Acid) | 0.18 | % | 0.200 | | 89.9 | 80-120 | | |
| CBN (Cannabinol) | 0.19 | % | 0.200 | | 95.1 | 80-120 | | |



Brian Weigel
Lab Director

These results relate only to the sample included on this report. The report may not be reproduced except in full, without the written permission of SC Laboratories. Samples tested in accordance with Oregon Administrative Rules, TNI 2009 Standard and SC Laboratories quality assurance plan unless otherwise noted.

Quality Control Pesticide Analysis

Batch: B180635 - Pesticide Prep

| Blank(B180635-BLK1) | | Extracted - 08/03/18 14:30 Analyzed - 08/04/18 1:37 | | | | | | |
|---------------------|--------|---|-------------|---------------|------|-------------|-----|-----------|
| Analyte | Result | Units | Spike Level | Source Result | %REC | %REC Limits | RPD | RPD Limit |
| Abamectin | < LOQ | ppm | | | | | | |
| Acephate | < LOQ | ppm | | | | | | |
| Acequinocyl | < LOQ | ppm | | | | | | |
| Acetamiprid | < LOQ | ppm | | | | | | |
| Aldicarb | < LOQ | ppm | | | | | | |
| Azoxystrobin | < LOQ | ppm | | | | | | |
| Bifenazate | < LOQ | ppm | | | | | | |
| Bifenthrin | < LOQ | ppm | | | | | | |
| Boscalid | < LOQ | ppm | | | | | | |
| Carbaryl | < LOQ | ppm | | | | | | |
| Carbofuran | < LOQ | ppm | | | | | | |
| Chlorantraniliprole | < LOQ | ppm | | | | | | |
| Chlorfenapyr | < LOQ | ppm | | | | | | |
| Chlorpyrifos | < LOQ | ppm | | | | | | |
| Clofentezine | < LOQ | ppm | | | | | | |
| Cyfluthrin | < LOQ | ppm | | | | | | |
| Cypermethrin | < LOQ | ppm | | | | | | |
| Daminozide | < LOQ | ppm | | | | | | |
| DDVP (Dichlorvos) | < LOQ | ppm | | | | | | |
| Diazinon | < LOQ | ppm | | | | | | |
| Dimethoate | < LOQ | ppm | | | | | | |
| Ethoprophos | < LOQ | ppm | | | | | | |
| Etofenprox | < LOQ | ppm | | | | | | |
| Etoxazole | < LOQ | ppm | | | | | | |
| Fenoxycarb | < LOQ | ppm | | | | | | |
| Fenpyroximate | < LOQ | ppm | | | | | | |
| Fipronil | < LOQ | ppm | | | | | | |
| Fonicamid | < LOQ | ppm | | | | | | |
| Fludioxonil | < LOQ | ppm | | | | | | |
| Hexythiazox | < LOQ | ppm | | | | | | |
| Imazalil | < LOQ | ppm | | | | | | |
| Imidacloprid | < LOQ | ppm | | | | | | |
| Kresoxim-methyl | < LOQ | ppm | | | | | | |
| Malathion | < LOQ | ppm | | | | | | |
| Metalaxyl | < LOQ | ppm | | | | | | |



Brian Weigel
Lab Director

These results relate only to the sample included on this report. The report may not be reproduced except in full, without the written permission of SC Laboratories. Samples tested in accordance with Oregon Administrative Rules, TNI 2009 Standard and SC Laboratories quality assurance plan unless otherwise noted.

Quality Control

Pesticide Analysis (Continued)

Batch: B180635 - Pesticide Prep (Continued)

| Blank(B180635-BLK1) | | | Extracted - 08/03/18 14:30 Analyzed - 08/04/18 1:37 | | | | | |
|----------------------------|---------------|--------------|--|----------------------|-------------|--------------------|------------|------------------|
| Analyte | Result | Units | Spike Level | Source Result | %REC | %REC Limits | RPD | RPD Limit |
| Methiocarb | < LOQ | ppm | | | | | | |
| Methomyl | < LOQ | ppm | | | | | | |
| Methyl parathion | < LOQ | ppm | | | | | | |
| MGK-264 | < LOQ | ppm | | | | | | |
| Myclobutanil | < LOQ | ppm | | | | | | |
| Naled | < LOQ | ppm | | | | | | |
| Oxamyl | < LOQ | ppm | | | | | | |
| Paclbutrazol | < LOQ | ppm | | | | | | |
| Permethrins (total) | < LOQ | ppm | | | | | | |
| Phosmet | < LOQ | ppm | | | | | | |
| Piperonyl butoxide | < LOQ | ppm | | | | | | |
| Prallethrin | < LOQ | ppm | | | | | | |
| Propiconazole | < LOQ | ppm | | | | | | |
| Propoxur | < LOQ | ppm | | | | | | |
| Pyrethrins (total) | < LOQ | ppm | | | | | | |
| Pyridaben | < LOQ | ppm | | | | | | |
| Spinosad | < LOQ | ppm | | | | | | |
| Spiromesifen | < LOQ | ppm | | | | | | |
| Spirotetramat | < LOQ | ppm | | | | | | |
| Spiroxamine | < LOQ | ppm | | | | | | |
| Tebuconazole | < LOQ | ppm | | | | | | |
| Thiacloprid | < LOQ | ppm | | | | | | |
| Thiamethoxam | < LOQ | ppm | | | | | | |
| Trifloxystrobin | < LOQ | ppm | | | | | | |

| LCS(B180635-BS1) | | | Extracted - 08/03/18 14:30 Analyzed - 08/04/18 1:53 | | | | | |
|-------------------------|---------------|--------------|--|----------------------|-------------|--------------------|------------|------------------|
| Analyte | Result | Units | Spike Level | Source Result | %REC | %REC Limits | RPD | RPD Limit |
| Acephate | 0.92 | ppm | 1.00 | | 92.2 | 70-130 | | |
| Acetamiprid | 0.93 | ppm | 1.00 | | 92.6 | 70-130 | | |
| Aldicarb | 0.90 | ppm | 1.00 | | 90.0 | 70-130 | | |
| Bifenazate | 0.77 | ppm | 1.00 | | 77.4 | 70-130 | | |
| Boscalid | 0.92 | ppm | 1.00 | | 92.0 | 70-130 | | |
| Chlorantraniliprole | 0.89 | ppm | 1.00 | | 88.8 | 70-130 | | |
| Chlorpyrifos | 0.67 | ppm | 1.00 | | 66.7 | 70-130 | | |
| Cyfluthrin | 0.76 | ppm | 1.00 | | 76.3 | 70-130 | | |



Brian Weigel
Lab Director

These results relate only to the sample included on this report. The report may not be reproduced except in full, without the written permission of SC Laboratories. Samples tested in accordance with Oregon Administrative Rules, TNI 2009 Standard and SC Laboratories quality assurance plan unless otherwise noted.

Quality Control

Pesticide Analysis (Continued)

Batch: B180635 - Pesticide Prep (Continued)

| LCS(B180635-BS1) | | Extracted - 08/03/18 14:30 Analyzed - 08/04/18 1:53 | | | | | | |
|--------------------|--------|---|-------------|---------------|------|-------------|-----|-----------|
| Analyte | Result | Units | Spike Level | Source Result | %REC | %REC Limits | RPD | RPD Limit |
| DDVP (Dichlorvos) | 0.96 | ppm | 1.00 | | 95.8 | 70-130 | | |
| Ethoprophos | 0.69 | ppm | 1.00 | | 69.0 | 70-130 | | |
| Etoxazole | 0.69 | ppm | 1.00 | | 69.3 | 70-130 | | |
| Fenoxycarb | 0.74 | ppm | 1.00 | | 73.7 | 70-130 | | |
| Flonicamid | 0.96 | ppm | 1.00 | | 95.5 | 70-130 | | |
| Imazalil | 0.93 | ppm | 1.00 | | 92.7 | 70-130 | | |
| Imidacloprid | 0.86 | ppm | 1.00 | | 86.4 | 70-130 | | |
| Methiocarb | 0.93 | ppm | 1.00 | | 92.8 | 70-130 | | |
| Myclobutanil | 0.80 | ppm | 1.00 | | 80.2 | 70-130 | | |
| Oxamyl | 0.94 | ppm | 1.00 | | 93.7 | 70-130 | | |
| Paclobutrazol | 0.93 | ppm | 1.00 | | 93.3 | 70-130 | | |
| Piperonyl butoxide | 0.74 | ppm | 1.00 | | 73.6 | 70-130 | | |
| Prallethrin | 0.77 | ppm | 1.00 | | 77.1 | 70-130 | | |
| Propoxur | 0.89 | ppm | 1.00 | | 89.2 | 70-130 | | |
| Spiromesifen | 0.74 | ppm | 1.00 | | 74.0 | 70-130 | | |
| Spiroxamine | 0.47 | ppm | 1.00 | | 47.1 | 70-130 | | |
| Thiacloprid | 0.87 | ppm | 1.00 | | 87.1 | 70-130 | | |
| Thiamethoxam | 0.96 | ppm | 1.00 | | 95.5 | 70-130 | | |
| Trifloxystrobin | 0.82 | ppm | 1.00 | | 82.1 | 70-130 | | |

| Matrix Spike(B180635-MS1) | | Extracted - 08/03/18 14:30 Analyzed - 08/04/18 2:09 | | | | | | |
|---------------------------|--------|---|-------------|---------------|------|-------------|-----|-----------|
| Analyte | Result | Units | Spike Level | Source Result | %REC | %REC Limits | RPD | RPD Limit |
| Acephate | 1.70 | ppm | 2.00 | < LOQ | 85.2 | 70-130 | | |
| Acetamiprid | 1.77 | ppm | 2.00 | < LOQ | 88.5 | 70-130 | | |
| Aldicarb | 1.54 | ppm | 2.00 | < LOQ | 76.9 | 70-130 | | |
| Bifenazate | 1.73 | ppm | 2.00 | < LOQ | 86.4 | 70-130 | | |
| Boscalid | 2.22 | ppm | 2.00 | < LOQ | 111 | 70-130 | | |
| Chlorantraniliprole | 1.93 | ppm | 2.00 | < LOQ | 96.7 | 70-130 | | |
| Chlorpyrifos | 1.86 | ppm | 2.00 | < LOQ | 93.1 | 70-130 | | |
| Cyfluthrin | 1.26 | ppm | 2.00 | < LOQ | 63.1 | 70-130 | | |
| DDVP (Dichlorvos) | 1.59 | ppm | 2.00 | < LOQ | 79.5 | 70-130 | | |
| Ethoprophos | 1.52 | ppm | 2.00 | < LOQ | 76.1 | 70-130 | | |
| Etoxazole | 1.99 | ppm | 2.00 | < LOQ | 99.7 | 70-130 | | |
| Fenoxycarb | 1.62 | ppm | 2.00 | < LOQ | 81.1 | 70-130 | | |
| Flonicamid | 1.82 | ppm | 2.00 | < LOQ | 91.1 | 70-130 | | |



Brian Weigel
Lab Director

These results relate only to the sample included on this report. The report may not be reproduced except in full, without the written permission of SC Laboratories. Samples tested in accordance with Oregon Administrative Rules, TNI 2009 Standard and SC Laboratories quality assurance plan unless otherwise noted.

Quality Control

Pesticide Analysis (Continued)

Batch: B180635 - Pesticide Prep (Continued)

| Matrix Spike(B180635-MS1) | | | Extracted - 08/03/18 14:30 Analyzed - 08/04/18 2:09 | | | | | | |
|---------------------------|--------|-------|---|---------------|------|-------------|-----|-----------|--|
| Analyte | Result | Units | Spike Level | Source Result | %REC | %REC Limits | RPD | RPD Limit | |
| Imazalil | 1.83 | ppm | 2.00 | < LOQ | 91.7 | 70-130 | | | |
| Imidacloprid | 1.72 | ppm | 2.00 | < LOQ | 86.2 | 70-130 | | | |
| Methiocarb | 1.86 | ppm | 2.00 | < LOQ | 92.9 | 70-130 | | | |
| Myclobutanil | 1.67 | ppm | 2.00 | < LOQ | 83.7 | 70-130 | | | |
| Oxamyl | 1.74 | ppm | 2.00 | < LOQ | 87.3 | 70-130 | | | |
| Paclobutrazol | 1.86 | ppm | 2.00 | < LOQ | 92.9 | 70-130 | | | |
| Piperonyl butoxide | 1.99 | ppm | 2.00 | 0.06 | 97.0 | 70-130 | | | |
| Prallethrin | 1.51 | ppm | 2.00 | < LOQ | 75.6 | 70-130 | | | |
| Propoxur | 1.60 | ppm | 2.00 | < LOQ | 79.8 | 70-130 | | | |
| Spiromesifen | 1.55 | ppm | 2.00 | < LOQ | 77.7 | 70-130 | | | |
| Spiroxamine | 0.98 | ppm | 2.00 | < LOQ | 49.1 | 70-130 | | | |
| Thiacloprid | 1.79 | ppm | 2.00 | < LOQ | 89.7 | 70-130 | | | |
| Thiamethoxam | 1.86 | ppm | 2.00 | < LOQ | 92.9 | 70-130 | | | |
| Trifloxystrobin | 1.77 | ppm | 2.00 | < LOQ | 88.4 | 70-130 | | | |

| Matrix Spike Dup(B180635-MSD1) | | | Extracted - 08/03/18 14:30 Analyzed - 08/04/18 | | | | | | |
|--------------------------------|--------|-------|--|---------------|------|-------------|-------|-----------|--|
| Analyte | Result | Units | Spike Level | Source Result | %REC | %REC Limits | RPD | RPD Limit | |
| Acephate | 1.75 | ppm | 1.99 | < LOQ | 88.1 | 70-130 | 3.35 | 30 | |
| Acetamiprid | 1.82 | ppm | 1.99 | < LOQ | 91.8 | 70-130 | 3.69 | 30 | |
| Aldicarb | 1.45 | ppm | 1.99 | < LOQ | 73.0 | 70-130 | 5.22 | 30 | |
| Bifenazate | 1.74 | ppm | 1.99 | < LOQ | 87.4 | 70-130 | 1.09 | 30 | |
| Boscalid | 2.30 | ppm | 1.99 | < LOQ | 116 | 70-130 | 4.08 | 30 | |
| Chlorantraniliprole | 1.72 | ppm | 1.99 | < LOQ | 86.6 | 70-130 | 11.0 | 30 | |
| Chlorpyrifos | 1.78 | ppm | 1.99 | < LOQ | 89.7 | 70-130 | 3.72 | 30 | |
| Cyfluthrin | 1.35 | ppm | 1.99 | < LOQ | 67.8 | 70-130 | 7.16 | 30 | |
| DDVP (Dichlorvos) | 1.53 | ppm | 1.99 | < LOQ | 77.2 | 70-130 | 2.90 | 30 | |
| Ethoprophos | 1.49 | ppm | 1.99 | < LOQ | 75.2 | 70-130 | 1.16 | 30 | |
| Etoxazole | 1.93 | ppm | 1.99 | < LOQ | 97.1 | 70-130 | 2.65 | 30 | |
| Fenoxycarb | 1.65 | ppm | 1.99 | < LOQ | 83.0 | 70-130 | 2.31 | 30 | |
| Flonicamid | 1.74 | ppm | 1.99 | < LOQ | 87.5 | 70-130 | 4.04 | 30 | |
| Imazalil | 1.90 | ppm | 1.99 | < LOQ | 95.6 | 70-130 | 4.14 | 30 | |
| Imidacloprid | 1.66 | ppm | 1.99 | < LOQ | 83.7 | 70-130 | 2.94 | 30 | |
| Methiocarb | 1.80 | ppm | 1.99 | < LOQ | 90.5 | 70-130 | 2.66 | 30 | |
| Myclobutanil | 1.65 | ppm | 1.99 | < LOQ | 83.0 | 70-130 | 0.895 | 30 | |
| Oxamyl | 1.74 | ppm | 1.99 | < LOQ | 87.5 | 70-130 | 0.264 | 30 | |



Brian Weigel
 Lab Director

These results relate only to the sample included on this report. The report may not be reproduced except in full, without the written permission of SC Laboratories. Samples tested in accordance with Oregon Administrative Rules, TNI 2009 Standard and SC Laboratories quality assurance plan unless otherwise noted.

Quality Control Pesticide Analysis (Continued)

Batch: B180635 - Pesticide Prep (Continued)

| Matrix Spike Dup(B180635-MSD1) | | | Extracted - 08/03/18 14:30 Analyzed - 08/04/18 | | | | | |
|--------------------------------|--------|-------|--|---------------|------|-------------|-------|-----------|
| Analyte | Result | Units | Spike Level | Source Result | %REC | %REC Limits | RPD | RPD Limit |
| Paclbutrazol | 1.87 | ppm | 1.99 | < LOQ | 93.9 | 70-130 | 1.08 | 30 |
| Piperonyl butoxide | 1.92 | ppm | 1.99 | 0.06 | 93.7 | 70-130 | 3.43 | 30 |
| Prallethrin | 1.50 | ppm | 1.99 | < LOQ | 75.4 | 70-130 | 0.323 | 30 |
| Propoxur | 1.51 | ppm | 1.99 | < LOQ | 76.2 | 70-130 | 4.57 | 30 |
| Spiromesifen | 1.52 | ppm | 1.99 | < LOQ | 76.8 | 70-130 | 1.17 | 30 |
| Spiroxamine | 0.93 | ppm | 1.99 | < LOQ | 46.9 | 70-130 | 4.71 | 30 |
| Thiacloprid | 1.28 | ppm | 1.99 | < LOQ | 64.5 | 70-130 | 32.7 | 30 |
| Thiamethoxam | 1.90 | ppm | 1.99 | < LOQ | 95.4 | 70-130 | 2.69 | 30 |
| Trifloxystrobin | 1.72 | ppm | 1.99 | < LOQ | 86.6 | 70-130 | 2.02 | 30 |



Brian Weigel
Lab Director

These results relate only to the sample included on this report. The report may not be reproduced except in full, without the written permission of SC Laboratories. Samples tested in accordance with Oregon Administrative Rules, TNI 2009 Standard and SC Laboratories quality assurance plan unless otherwise noted.

Quality Control Solvent Analysis

Batch: B180638 - Residual Solvent Prep

| Blank(B180638-BLK1) | | | Extracted - 08/03/18 15:00 Analyzed - 08/03/18 18:14 | | | | | |
|--------------------------------------|--------|-------|---|---------------|------|-------------|-----|-----------|
| Analyte | Result | Units | Spike Level | Source Result | %REC | %REC Limits | RPD | RPD Limit |
| 1,4-Dioxane | < LOQ | ug/g | | | | | | |
| 2-Butanol | < LOQ | ug/g | | | | | | |
| 2-Ethoxyethanol | < LOQ | ug/g | | | | | | |
| 2-Propanol (IPA) | < LOQ | ug/g | | | | | | |
| Acetone | < LOQ | ug/g | | | | | | |
| Acetonitrile | < LOQ | ug/g | | | | | | |
| Benzene | < LOQ | ug/g | | | | | | |
| Butanes | < LOQ | ug/g | | | | | | |
| Cyclohexane | < LOQ | ug/g | | | | | | |
| Dichloromethane (methylene chloride) | < LOQ | ug/g | | | | | | |
| Ethyl acetate | < LOQ | ug/g | | | | | | |
| Ethyl ether | < LOQ | ug/g | | | | | | |
| Ethylbenzene | < LOQ | ug/g | | | | | | |
| Ethylene glycol | < LOQ | ug/g | | | | | | |
| Ethylene oxide | < LOQ | ug/g | | | | | | |
| Heptane | < LOQ | ug/g | | | | | | |
| Hexanes | < LOQ | ug/g | | | | | | |
| Isopropyl acetate | < LOQ | ug/g | | | | | | |
| Isopropylbenzene (cumene) | < LOQ | ug/g | | | | | | |
| Methanol | < LOQ | ug/g | | | | | | |
| Pentanes | < LOQ | ug/g | | | | | | |
| Propane | < LOQ | ug/g | | | | | | |
| Tetrahydrofuran | < LOQ | ug/g | | | | | | |
| Toluene | < LOQ | ug/g | | | | | | |
| Xylenes | < LOQ | ug/g | | | | | | |

| LCS(B180638-BS1) | | | Extracted - 08/03/18 15:00 Analyzed - 08/03/18 17:11 | | | | | |
|------------------------------------|--------|-------|---|---------------|------|-------------|-----|-----------|
| Analyte | Result | Units | Spike Level | Source Result | %REC | %REC Limits | RPD | RPD Limit |
| 1,4-Dioxane | 582 | ug/g | 570 | | 102 | 70-130 | | |
| 2,2-Dimethylbutane | 456 | ug/g | 435 | | 105 | 70-130 | | |
| 2-Butanol | 3820 | ug/g | 3500 | | 109 | 70-130 | | |
| 2-Ethoxyethanol | 269 | ug/g | 240 | | 112 | 70-130 | | |
| 2-Methylbutane (isopentane) | 3880 | ug/g | 3500 | | 111 | 70-130 | | |
| 2-Methylpentane/2,3-Dimethylbutane | 933 | ug/g | 870 | | 107 | 70-130 | | |
| 2-Propanol (IPA) | 3980 | ug/g | 3500 | | 114 | 70-130 | | |



Brian Weigel
Lab Director

These results relate only to the sample included on this report. The report may not be reproduced except in full, without the written permission of SC Laboratories. Samples tested in accordance with Oregon Administrative Rules, TNI 2009 Standard and SC Laboratories quality assurance plan unless otherwise noted.

Quality Control

Solvent Analysis (Continued)

Batch: B180638 - Residual Solvent Prep (Continued)

| LCS(B180638-BS1) | | Extracted - 08/03/18 15:00 Analyzed - 08/03/18 17:11 | | | | | | |
|--------------------------------------|--------|--|-------------|---------------|------|-------------|-----|-----------|
| Analyte | Result | Units | Spike Level | Source Result | %REC | %REC Limits | RPD | RPD Limit |
| 3-Methylpentane | 460 | ug/g | 435 | | 106 | 70-130 | | |
| Acetone | 4090 | ug/g | 3500 | | 117 | 70-130 | | |
| Acetonitrile | 683 | ug/g | 615 | | 111 | 70-130 | | |
| Benzene | 3.22 | ug/g | 3.00 | | 107 | 70-130 | | |
| Cyclohexane | 6330 | ug/g | 5820 | | 109 | 70-130 | | |
| Dichloromethane (methylene chloride) | 1030 | ug/g | 900 | | 114 | 70-130 | | |
| Ethyl acetate | 3720 | ug/g | 3500 | | 106 | 70-130 | | |
| Ethyl ether | 3950 | ug/g | 3500 | | 113 | 70-130 | | |
| Ethylbenzene | 3200 | ug/g | 3250 | | 98.4 | 70-130 | | |
| Ethylene glycol | 1220 | ug/g | 930 | | 131 | 70-130 | | |
| Heptane | 3730 | ug/g | 3500 | | 107 | 70-130 | | |
| Isopropyl acetate | 3850 | ug/g | 3500 | | 110 | 70-130 | | |
| Isopropylbenzene (cumene) | 97.9 | ug/g | 105 | | 93.2 | 70-130 | | |
| m,p-Xylene | 6670 | ug/g | 6510 | | 102 | 70-130 | | |
| Methanol | 2930 | ug/g | 2500 | | 117 | 70-130 | | |
| n-Hexane | 453 | ug/g | 435 | | 104 | 70-130 | | |
| n-Pentane | 3920 | ug/g | 3500 | | 112 | 70-130 | | |
| Tetrahydrofuran | 1080 | ug/g | 1080 | | 100 | 70-130 | | |
| Toluene | 1350 | ug/g | 1340 | | 101 | 70-130 | | |
| o-Xylene | 3260 | ug/g | 3250 | | 100 | 70-130 | | |

| Matrix Spike(B180638-MS1) | | Extracted - 08/03/18 15:00 Analyzed - 08/03/18 17:32 | | | | | | |
|------------------------------------|--------|--|-------------|---------------|------|-------------|-----|-----------|
| Analyte | Result | Units | Spike Level | Source Result | %REC | %REC Limits | RPD | RPD Limit |
| 1,4-Dioxane | 494 | ug/g | 524 | < LOQ | 94.2 | 70-130 | | |
| 2,2-Dimethylbutane | 407 | ug/g | 400 | < LOQ | 102 | 70-130 | | |
| 2-Butanol | 3330 | ug/g | 3220 | < LOQ | 103 | 70-130 | | |
| 2-Ethoxyethanol | 229 | ug/g | 221 | < LOQ | 104 | 70-130 | | |
| 2-Methylbutane (isopentane) | 3460 | ug/g | 3220 | < LOQ | 107 | 70-130 | | |
| 2-Methylpentane/2,3-Dimethylbutane | 839 | ug/g | 800 | < LOQ | 105 | 70-130 | | |
| 2-Propanol (IPA) | 3470 | ug/g | 3220 | < LOQ | 108 | 70-130 | | |
| 3-Methylpentane | 414 | ug/g | 400 | < LOQ | 104 | 70-130 | | |
| Acetone | 3590 | ug/g | 3220 | 178 | 106 | 70-130 | | |
| Acetonitrile | 591 | ug/g | 566 | < LOQ | 105 | 70-130 | | |
| Benzene | 2.93 | ug/g | 2.76 | < LOQ | 106 | 70-130 | | |
| Cyclohexane | 5790 | ug/g | 5360 | < LOQ | 108 | 70-130 | | |



Brian Weigel
Lab Director

These results relate only to the sample included on this report. The report may not be reproduced except in full, without the written permission of SC Laboratories. Samples tested in accordance with Oregon Administrative Rules, TNI 2009 Standard and SC Laboratories quality assurance plan unless otherwise noted.

Quality Control

Solvent Analysis (Continued)

Batch: B180638 - Residual Solvent Prep (Continued)

| Matrix Spike(B180638-MS1) | | | Extracted - 08/03/18 15:00 Analyzed - 08/03/18 17:32 | | | | | |
|--------------------------------------|--------|-------|--|---------------|------|-------------|-----|-----------|
| Analyte | Result | Units | Spike Level | Source Result | %REC | %REC Limits | RPD | RPD Limit |
| Dichloromethane (methylene chloride) | 914 | ug/g | 828 | < LOQ | 110 | 70-130 | | |
| Ethyl acetate | 4220 | ug/g | 3220 | 1050 | 98.6 | 70-130 | | |
| Ethyl ether | 3460 | ug/g | 3220 | < LOQ | 108 | 70-130 | | |
| Ethylbenzene | 2920 | ug/g | 2990 | < LOQ | 97.6 | 70-130 | | |
| Ethylene glycol | 1100 | ug/g | 855 | < LOQ | 128 | 70-130 | | |
| Heptane | 3400 | ug/g | 3220 | < LOQ | 106 | 70-130 | | |
| Isopropyl acetate | 3340 | ug/g | 3220 | < LOQ | 104 | 70-130 | | |
| Isopropylbenzene (cumene) | 139 | ug/g | 96.6 | < LOQ | 144 | 70-130 | | |
| m,p-Xylene | 6050 | ug/g | 5990 | < LOQ | 101 | 70-130 | | |
| Methanol | 2550 | ug/g | 2300 | 71.1 | 108 | 70-130 | | |
| n-Hexane | 405 | ug/g | 400 | < LOQ | 101 | 70-130 | | |
| n-Pentane | 3380 | ug/g | 3220 | < LOQ | 105 | 70-130 | | |
| Tetrahydrofuran | 933 | ug/g | 993 | < LOQ | 94.0 | 70-130 | | |
| Toluene | 1230 | ug/g | 1230 | < LOQ | 100 | 70-130 | | |
| o-Xylene | 2960 | ug/g | 2990 | < LOQ | 98.9 | 70-130 | | |

| Matrix Spike Dup(B180638-MSD1) | | | Extracted - 08/03/18 15:00 Analyzed - 08/03/18 | | | | | |
|--------------------------------------|--------|-------|--|---------------|------|-------------|------|-----------|
| Analyte | Result | Units | Spike Level | Source Result | %REC | %REC Limits | RPD | RPD Limit |
| 1,4-Dioxane | 534 | ug/g | 549 | < LOQ | 97.2 | 70-130 | 7.81 | 30 |
| 2,2-Dimethylbutane | 426 | ug/g | 419 | < LOQ | 102 | 70-130 | 4.70 | 30 |
| 2-Butanol | 3520 | ug/g | 3370 | < LOQ | 104 | 70-130 | 5.65 | 30 |
| 2-Ethoxyethanol | 248 | ug/g | 231 | < LOQ | 107 | 70-130 | 8.01 | 30 |
| 2-Methylbutane (isopentane) | 3550 | ug/g | 3370 | < LOQ | 105 | 70-130 | 2.55 | 30 |
| 2-Methylpentane/2,3-Dimethylbutane | 871 | ug/g | 839 | < LOQ | 104 | 70-130 | 3.69 | 30 |
| 2-Propanol (IPA) | 3630 | ug/g | 3370 | < LOQ | 108 | 70-130 | 4.55 | 30 |
| 3-Methylpentane | 434 | ug/g | 419 | < LOQ | 104 | 70-130 | 4.73 | 30 |
| Acetone | 3720 | ug/g | 3370 | 178 | 105 | 70-130 | 3.53 | 30 |
| Acetonitrile | 625 | ug/g | 593 | < LOQ | 105 | 70-130 | 5.49 | 30 |
| Benzene | 3.12 | ug/g | 2.89 | < LOQ | 108 | 70-130 | 6.11 | 30 |
| Cyclohexane | 6070 | ug/g | 5610 | < LOQ | 108 | 70-130 | 4.83 | 30 |
| Dichloromethane (methylene chloride) | 949 | ug/g | 867 | < LOQ | 109 | 70-130 | 3.79 | 30 |
| Ethyl acetate | 4420 | ug/g | 3370 | 1050 | 99.9 | 70-130 | 4.56 | 30 |
| Ethyl ether | 3590 | ug/g | 3370 | < LOQ | 106 | 70-130 | 3.55 | 30 |
| Ethylbenzene | 3100 | ug/g | 3130 | < LOQ | 99.1 | 70-130 | 6.24 | 30 |
| Ethylene glycol | 1190 | ug/g | 896 | < LOQ | 132 | 70-130 | 7.75 | 30 |



Brian Weigel
Lab Director

These results relate only to the sample included on this report. The report may not be reproduced except in full, without the written permission of SC Laboratories. Samples tested in accordance with Oregon Administrative Rules, TNI 2009 Standard and SC Laboratories quality assurance plan unless otherwise noted.

Quality Control Solvent Analysis (Continued)

Batch: B180638 - Residual Solvent Prep (Continued)

| Matrix Spike Dup(B180638-MSD1) | | | Extracted - 08/03/18 15:00 Analyzed - 08/03/18 | | | | | |
|--------------------------------|--------|-------|--|---------------|------|-------------|------|-----------|
| Analyte | Result | Units | Spike Level | Source Result | %REC | %REC Limits | RPD | RPD Limit |
| Heptane | 3550 | ug/g | 3370 | < LOQ | 105 | 70-130 | 4.27 | 30 |
| Isopropyl acetate | 3520 | ug/g | 3370 | < LOQ | 104 | 70-130 | 5.11 | 30 |
| Isopropylbenzene (cumene) | 145 | ug/g | 101 | < LOQ | 144 | 70-130 | 4.49 | 30 |
| m,p-Xylene | 6420 | ug/g | 6280 | < LOQ | 102 | 70-130 | 5.96 | 30 |
| Methanol | 2670 | ug/g | 2410 | 71.1 | 108 | 70-130 | 4.74 | 30 |
| n-Hexane | 427 | ug/g | 419 | < LOQ | 102 | 70-130 | 5.44 | 30 |
| n-Pentane | 3480 | ug/g | 3370 | < LOQ | 103 | 70-130 | 2.94 | 30 |
| Tetrahydrofuran | 982 | ug/g | 1040 | < LOQ | 94.3 | 70-130 | 5.07 | 30 |
| Toluene | 1300 | ug/g | 1290 | < LOQ | 101 | 70-130 | 4.92 | 30 |
| o-Xylene | 3170 | ug/g | 3130 | < LOQ | 101 | 70-130 | 7.11 | 30 |



Brian Weigel
Lab Director

These results relate only to the sample included on this report. The report may not be reproduced except in full, without the written permission of SC Laboratories. Samples tested in accordance with Oregon Administrative Rules, TNI 2009 Standard and SC Laboratories quality assurance plan unless otherwise noted.

Quality Control Terpene Analysis

Batch: B180637 - Potency/Terpenes

| Blank(B180637-BLK1) | | | Extracted - 08/03/18 15:30 Analyzed - 08/03/18 17:08 | | | | | |
|---------------------|--------|-------|--|---------------|------|-------------|-----|-----------|
| Analyte | Result | Units | Spike Level | Source Result | %REC | %REC Limits | RPD | RPD Limit |
| alpha Pinene | < LOQ | % | | | | | | |
| Myrcene | < LOQ | % | | | | | | |
| alpha Phellandrene | < LOQ | % | | | | | | |
| 3-Carene | < LOQ | % | | | | | | |
| alpha Terpinene | < LOQ | % | | | | | | |
| Limonene | < LOQ | % | | | | | | |
| Terpinolene | < LOQ | % | | | | | | |
| Linalool | < LOQ | % | | | | | | |
| Fenchol | < LOQ | % | | | | | | |
| Borneol | < LOQ | % | | | | | | |
| Terpineol | < LOQ | % | | | | | | |
| Geraniol | < LOQ | % | | | | | | |
| alpha Humulene | < LOQ | % | | | | | | |
| beta Caryophyllene | < LOQ | % | | | | | | |
| Caryophyllene Oxide | < LOQ | % | | | | | | |
| alpha Bisabolol | < LOQ | % | | | | | | |
| Camphene | < LOQ | % | | | | | | |
| beta Pinene | < LOQ | % | | | | | | |
| Ocimene | < LOQ | % | | | | | | |
| Sabinene | < LOQ | % | | | | | | |
| Camphor | < LOQ | % | | | | | | |
| Isoborneol | < LOQ | % | | | | | | |
| Menthol | < LOQ | % | | | | | | |
| alpha Cedrene | < LOQ | % | | | | | | |
| Nerolidol | < LOQ | % | | | | | | |
| R-(+)-Pulegone | < LOQ | % | | | | | | |
| Eucalyptol | < LOQ | % | | | | | | |
| p-Cymene | < LOQ | % | | | | | | |
| (-)-Isopulegol | < LOQ | % | | | | | | |
| Geranyl Acetate | < LOQ | % | | | | | | |
| Guaiol | < LOQ | % | | | | | | |
| Valencene | < LOQ | % | | | | | | |
| Phytol | 0.140 | % | | | | | | |
| Citronellol | < LOQ | % | | | | | | |
| gamma-Terpinene | < LOQ | % | | | | | | |



Brian Weigel
Lab Director

These results relate only to the sample included on this report. The report may not be reproduced except in full, without the written permission of SC Laboratories. Samples tested in accordance with Oregon Administrative Rules, TNI 2009 Standard and SC Laboratories quality assurance plan unless otherwise noted.

Quality Control

Terpene Analysis (Continued)

Batch: B180637 - Potency/Terpenes (Continued)

| Duplicate(B180637-DUP1) | | | Extracted - 08/03/18 15:30 Analyzed - 08/03/18 17:08 | | | | | |
|-------------------------|--------|-------|--|---------------|------|-------------|--------|-----------|
| Analyte | Result | Units | Spike Level | Source Result | %REC | %REC Limits | RPD | RPD Limit |
| alpha Pinene | 0.291 | % | | 0.287 | | | 1.50 | 20 |
| Myrcene | 0.769 | % | | 0.749 | | | 2.54 | 20 |
| alpha Phellandrene | < LOQ | % | | < LOQ | | | | 20 |
| 3-Carene | < LOQ | % | | < LOQ | | | | 20 |
| alpha Terpinene | < LOQ | % | | < LOQ | | | | 20 |
| Limonene | 0.310 | % | | 0.309 | | | 0.0865 | 20 |
| Terpinolene | 0.420 | % | | 0.400 | | | 4.98 | 20 |
| Linalool | < LOQ | % | | < LOQ | | | | 20 |
| Fenchol | < LOQ | % | | < LOQ | | | | 20 |
| Borneol | < LOQ | % | | < LOQ | | | | 20 |
| Terpineol | < LOQ | % | | < LOQ | | | | 20 |
| Geraniol | < LOQ | % | | < LOQ | | | | 20 |
| alpha Humulene | 0.622 | % | | 0.625 | | | 0.402 | 20 |
| beta Caryophyllene | 1.729 | % | | 1.721 | | | 0.459 | 20 |
| Caryophyllene Oxide | < LOQ | % | | < LOQ | | | | 20 |
| alpha Bisabolol | 0.354 | % | | 0.342 | | | 3.44 | 20 |
| Camphene | < LOQ | % | | < LOQ | | | | 20 |
| beta Pinene | < LOQ | % | | < LOQ | | | | 20 |
| Ocimene | < LOQ | % | | < LOQ | | | | 20 |
| Sabinene | < LOQ | % | | < LOQ | | | | 20 |
| Camphor | < LOQ | % | | < LOQ | | | | 20 |
| Isoborneol | < LOQ | % | | < LOQ | | | | 20 |
| Menthol | < LOQ | % | | < LOQ | | | | 20 |
| alpha Cedrene | < LOQ | % | | < LOQ | | | | 20 |
| Nerolidol | < LOQ | % | | < LOQ | | | | 20 |
| R-(+)-Pulegone | < LOQ | % | | < LOQ | | | | 20 |
| Eucalyptol | < LOQ | % | | < LOQ | | | | 20 |
| p-Cymene | < LOQ | % | | < LOQ | | | | 20 |
| (-)-Isopulegol | < LOQ | % | | < LOQ | | | | 20 |
| Geranyl Acetate | < LOQ | % | | < LOQ | | | | 20 |
| Guaiol | 0.358 | % | | 0.355 | | | 0.890 | 20 |
| Valencene | 0.193 | % | | 0.196 | | | 1.69 | 20 |
| Phytol | 0.699 | % | | 0.670 | | | 4.25 | 20 |
| Citronellol | < LOQ | % | | < LOQ | | | | 20 |
| gamma-Terpinene | < LOQ | % | | < LOQ | | | | 20 |



Brian Weigel
 Lab Director

These results relate only to the sample included on this report. The report may not be reproduced except in full, without the written permission of SC Laboratories. Samples tested in accordance with Oregon Administrative Rules, TNI 2009 Standard and SC Laboratories quality assurance plan unless otherwise noted.



**OREGON LIQUOR CONTROL COMMISSION
CANNABIS TRANSPORTATION MANIFEST**



18H0005

All sales transactions are to be completed prior to transportation of any CANNABIS. The receiving entity may reject product delivered, but amount delivered must be limited to amount agreed upon in prior sales transaction.

| | | | |
|--|---|---|--------------------------|
| Manifest #: | 0000881001 | Date Created: | 8/2/2018 10:32 AM |
| Originating Entity: | OM Extracts | For OLCC Use Only | |
| Originating License Number: | 030-10051970949 | | |
| Address of Originating Entity: | 500 Industrial Circle, Units E, F, G, and H White City, OR 97503 | | |
| Phone No. of Originating Entity: | 503-888-3289 | | |
| Contact Phone No. for Inquiries: | 503-688-3289 | | |
| Destination # 1: | SC Laboratories | Destination Phone No.: | 707-339-0050 |
| Destination License Number: | 010 1004748743D | Date and Approximate Time of Departure: | 8/2/2018 10:29 AM |
| Address of Destination: | 15865 SW 74th Avenue Ste 110 Tigard, OR 97224 | Date and Approximate Time of Arrival: | 8/2/2018 6:00 PM |
| | | Date/Time Received: | 8-2-18 4:57 PM |
| | | Notes: details for extenuating circumstances (e.g., road closure, flat tire, etc.) | |
| Route to be Traveled: Highway I-5 to Tigard, OR 15865 SW 74th Ave Tigard OR 97224 | | | |
| Name of Person Transporting: | Joel Glimpse | Handler Permit No. of Driver: | 102682 |
| State Driver's License No.: | 9474950 | Signature of Person Transporting: | |
| Make, Model, License Plate No.: | scion XB 175 JLS | | |
| Package Label | Harvest Name | Item Name | Weight/Quantity |
| 1A4010300014ADD000004482 Status: Shipped | css 12/2, YUMC1019, YUMCWF1012, YUMCWF1023, YUMCWF1106 | CBD Yummy CO2 Oil (Extracts) | Shp: 12.8100 g |
| 1A4010300014ADD000004483 Status: Shipped | Cactus 11/6, CH 10/12, cm 10/19, CNC Cookies n Cream 10/12, css 11/6, LM 10/13, n17 11/6, PTS 10/19, SC 10/11, ShiSha 10/12, TW 11/27, v17 10/19 | Cactus CO2 FECO (Extracts) | Shp: 12.8100 g |
| 1A4010300014ADD000004485 Status: Shipped | HT 10/13 | Harle Tsu CO2 FECO (Extracts) | Shp: 12.8000 lb |
| PRODUCT REJECTION (if only a portion of shipment is rejected, circle that portion above) | | | |
| Name of Person Receiving or Rejecting Product: | MIB | | |
| I confirm that the contents of this shipment match weight records entered above, and I agree to take custody of those portions of this shipment <i>not</i> circled above. Those portions circled were returned to the individual delivering this shipment. | | | |
| Signature: | | | Date: 8-2-18 |
| Signature of individual taking receipt of rejected portion of this shipment: | | | |

| Container Type | METRC Harvest/Processing Lot ID #: | | | | Product Type | Client Sample Name | Product Date | Batch Size (g) |
|---------------------------------|------------------------------------|--------------|-----------------|------------------------|-------------------|----------------------------|--------------------------------|--------------------------|
| Pyrex | 180801HT | | | | Concentrate | Harle Tsu FECO | | 2724 |
| METRC Batch ID | Product Temp (°C) | Humidity (%) | # of Containers | Sample Media | # Zones | # of Inc. | 1° Sample (g) | Sample Name |
| 4489 | | | 1 | Vial | 4 | 8 | 1 | Harle Tsu FECO Primary |
| Lab Sample ID | Container ID | | Increment Zone | Sampling Media Wt. (g) | Wt. Inc+Media (g) | Increment Weight (g) | Sample METRC ID# | |
| 18HOM2-03 | Harle Tsu FECO-1 | | A2 | 10.03 | 10.83 | 0.8 | 1A4010300014ADD000004485 | |
| 18HOM2-03 | Harle Tsu FECO-1 | | A2 | 10.83 | 11.63 | 0.8 | 1A4010300014ADD000004485 | |
| 18HOM2-03 | Harle Tsu FECO-1 | | A2 | 11.63 | 12.43 | 0.8 | 1A4010300014ADD000004485 | |
| 18HOM2-03 | Harle Tsu FECO-1 | | A2 | 12.43 | 13.23 | 0.8 | 1A4010300014ADD000004485 | |
| 18HOM2-03 | Harle Tsu FECO-1 | | A3 | 13.23 | 14.03 | 0.8 | 1A4010300014ADD000004485 | |
| 18HOM2-03 | Harle Tsu FECO-1 | | A3 | 14.03 | 14.83 | 0.8 | 1A4010300014ADD000004485 | |
| 18HOM2-03 | Harle Tsu FECO-1 | | A3 | 14.83 | 15.63 | 0.8 | 1A4010300014ADD000004485 | |
| 18HOM2-03 | Harle Tsu FECO-1 | | A4 | 15.63 | 16.43 | 0.8 | 1A4010300014ADD000004485 | |
| | | | | | | Total Primary Mass = 6.4 | Primary + Duplicate Mass = 0 g | |
| Observations and Abnormalities: | | Batch # | Marks/Labels | Cont. Types/Sizes | Uniform | Plant Colors | Shape and Size | Sampling Plan |
| | | | | | | | | |
| METRC Batch ID | Product Temp (°C) | Humidity (%) | # of Containers | Sample Media | # Zones | # of Inc. | 1° Sample (g) | Sample Name |
| 4489 | | | 1 | Vial | 4 | 8 | 1 | Harle Tsu FECO Duplicate |
| Lab Sample ID | Container ID | | Increment Zone | Sampling Media Wt. (g) | Wt. Inc+Media (g) | Increment Weight (g) | Sample METRC ID# | |
| 18HOM2-04 | Harle Tsu FECO-1 | | A1 | 10.01 | 10.81 | 0.8 | 1A4010300014ADD000004485 | |
| 18HOM2-04 | Harle Tsu FECO-1 | | A1 | 10.81 | 11.61 | 0.8 | 1A4010300014ADD000004485 | |
| 18HOM2-04 | Harle Tsu FECO-1 | | A1 | 11.61 | 12.41 | 0.8 | 1A4010300014ADD000004485 | |
| 18HOM2-04 | Harle Tsu FECO-1 | | A1 | 12.41 | 13.21 | 0.8 | 1A4010300014ADD000004485 | |
| 18HOM2-04 | Harle Tsu FECO-1 | | A2 | 13.21 | 14.01 | 0.8 | 1A4010300014ADD000004485 | |
| 18HOM2-04 | Harle Tsu FECO-1 | | A4 | 14.01 | 14.81 | 0.8 | 1A4010300014ADD000004485 | |
| 18HOM2-04 | Harle Tsu FECO-1 | | A4 | 14.81 | 15.61 | 0.8 | 1A4010300014ADD000004485 | |
| 18HOM2-04 | Harle Tsu FECO-1 | | A4 | 15.61 | 16.41 | 0.8 | 1A4010300014ADD000004485 | |
| | | | | | | Total Duplicate Mass = 6.4 | Primary + Duplicate Mass = 0 g | |
| Observations and Abnormalities: | | Batch # | Marks/Labels | Cont. Types/Sizes | Uniform | Plant Colors | Shape and Size | Sampling Plan |
| | | | | | | | | |

| | | | | | | | |
|---------------------------------|--|--|--|--|--|--|--|
| Observations and Abnormalities: | | | | | | | |
|---------------------------------|--|--|--|--|--|--|--|


| Container Type | METRC Harvest/Processing Lot ID #: | | | | Product Type | Client Sample Name | Product Date | Batch Size (g) |
|---------------------------------|------------------------------------|--------------|-----------------|------------------------|--------------------------|----------------------|--------------------------------|---------------------|
| Pyrex | 180801CA | | | | Concentrate | Cactus FECO | | 2724 |
| METRC Batch ID | Product Temp (°C) | Humidity (%) | # of Containers | Sample Media | # Zones | # of Inc. | 1° Sample (g) | Sample Name |
| 4421 | 80.9 | | 1 | Vial | 4 | 8 | 1 | Cactus FECO Primary |
| Lab Sample ID | Container ID | | Increment Zone | Sampling Media Wt. (g) | Wt. Inc+Media (g) | Increment Weight (g) | Sample METRC ID# | |
| 18HOM2-05 | Cactus FECO-1 | | A1 | 10.08 | 10.88 | 0.8 | 1A4010300014ADD000004483 | |
| 18HOM2-05 | Cactus FECO-1 | | A1 | 10.88 | 11.68 | 0.8 | 1A4010300014ADD000004483 | |
| 18HOM2-05 | Cactus FECO-1 | | A1 | 11.68 | 12.48 | 0.8 | 1A4010300014ADD000004483 | |
| 18HOM2-05 | Cactus FECO-1 | | A2 | 12.48 | 13.28 | 0.8 | 1A4010300014ADD000004483 | |
| 18HOM2-05 | Cactus FECO-1 | | A2 | 13.28 | 14.08 | 0.8 | 1A4010300014ADD000004483 | |
| 18HOM2-05 | Cactus FECO-1 | | A3 | 14.08 | 14.88 | 0.8 | 1A4010300014ADD000004483 | |
| 18HOM2-05 | Cactus FECO-1 | | A4 | 14.88 | 15.68 | 0.8 | 1A4010300014ADD000004483 | |
| 18HOM2-05 | Cactus FECO-1 | | A4 | 15.68 | 16.48 | 0.8 | 1A4010300014ADD000004483 | |
| | | | | | Total Primary Mass = 6.4 | | Primary + Duplicate Mass = 0 g | |
| Observations and Abnormalities: | | Batch # | Marks/Labels | Cont. Types/Sizes | Uniform | Plant Colors | Shape and Size | Sampling Plan |
| | | | | | | | | |

| METRC Batch ID | Product Temp (°C) | Humidity (%) | # of Containers | Sample Media | # Zones | # of Inc. | 1° Sample (g) | Sample Name |
|----------------|-------------------|--------------|-----------------|------------------------|-----------------------------|----------------------|--------------------------------|-----------------------|
| 4421 | 80.9 | | 1 | Vial | 4 | 8 | 1 | Cactus FECO Duplicate |
| Lab Sample ID | Container ID | | Increment Zone | Sampling Media Wt. (g) | Wt. Inc+Media (g) | Increment Weight (g) | Sample METRC ID# | |
| 18HOM2-06 | Cactus FECO-1 | | A1 | 9.98 | 10.78 | 0.8 | 1A4010300014ADD000004483 | |
| 18HOM2-06 | Cactus FECO-1 | | A2 | 10.78 | 11.58 | 0.8 | 1A4010300014ADD000004483 | |
| 18HOM2-06 | Cactus FECO-1 | | A2 | 11.58 | 12.38 | 0.8 | 1A4010300014ADD000004483 | |
| 18HOM2-06 | Cactus FECO-1 | | A3 | 12.38 | 13.18 | 0.8 | 1A4010300014ADD000004483 | |
| 18HOM2-06 | Cactus FECO-1 | | A3 | 13.18 | 13.98 | 0.8 | 1A4010300014ADD000004483 | |
| 18HOM2-06 | Cactus FECO-1 | | A3 | 13.98 | 14.78 | 0.8 | 1A4010300014ADD000004483 | |
| 18HOM2-06 | Cactus FECO-1 | | A4 | 14.78 | 15.58 | 0.8 | 1A4010300014ADD000004483 | |
| 18HOM2-06 | Cactus FECO-1 | | A4 | 15.58 | 16.39 | 0.81 | 1A4010300014ADD000004483 | |
| | | | | | Total Duplicate Mass = 6.41 | | Primary + Duplicate Mass = 0 g | |

| Observations and Abnormalities: | Batch # | Marks/Labels | Cont. Types/Sizes | Uniform | Plant Colors | Shape and Size | Sampling Plan |
|---------------------------------|---------|--------------|-------------------|---------|--------------|----------------|---------------|
| | | | | | | | |

CHAIN OF CUSTODY

SC Laboratories Oregon LLC
 15865 SW 74th Avenue, Ste 110
 Tigard OR, 97224
 (503) 272-8830
 ORELAP ID # 4133
www.scilabs.com

| | | | | | | |
|------------------------|-------------------|---------------------|---------------------|-------------------|---------|---|
| Client | 500 Industrial wy | OM Ext | 18HOM2 | 1/1 | 18H0005 |  |
| Address | 500 Industrial wy | 500 Industrial wy | 18HOM2 | 18HOM2 | | |
| Date Sampled | 8/2/2018 | 10051970949 | Received By | JKM / M15 | 8/2/18 | Sample Type Legend |
| OLCC License # | 10051970949 | Processor | Received Date | Joel Scott | | U - Usable Marijuana |
| OLCC License Type | Processor | Processor | Counter | Joel Scott | | C - Concentrate |
| Email | | Name of Sampler | Name of Sampler | Joel | | P - Product |
| Phone | 203-837-7495 | Transfer Manifest # | Transfer Manifest # | BB1001 | | O - Other |
| Sampler OLCC License # | 010-1004748743D | Place where Sampled | Place where Sampled | 500 Industrial wy | | |

| Sample Name | Time | METRC Label | Unique Batch Number | SC Labs LIMS ID | Sample Type | Total Sample Mass | # of Increments | TESTS REQUESTED | | | | | Sample Specific Notes | |
|---------------------------|-------|--------------------------|---------------------|-----------------|-------------|-------------------|-----------------|-----------------|----------------|------------------|-----------|------------------|-----------------------|---------|
| | | | | | | | | Polency | Water Activity | Moisture Content | Pesticide | Residual Solvent | | Terpene |
| CBD YUMMY Primary | 9:36 | 1A4010300014ADD000004482 | CBD YUMMY | 18HOM2-01 | C | 6.41 | 8 | X | | | | X | X | |
| CBD YUMMY Duplicate | 9:38 | 1A4010300014ADD000004482 | CBD YUMMY | 18HOM2-02 | C | 6.4 | 8 | X | | | | X | X | |
| Harle Tsu FECCO Primary | 9:39 | 1A4010300014ADD000004485 | Harle Tsu FECCO | 18HOM2-03 | C | 6.4 | 8 | X | | | | X | X | |
| Harle Tsu FECCO Duplicate | 9:41 | 1A4010300014ADD000004485 | Harle Tsu FECCO | 18HOM2-04 | C | 6.4 | 8 | X | | | | X | X | |
| Cactus FECCO Primary | 10:00 | 1A4010300014ADD000004483 | Cactus FECCO | 18HOM2-05 | C | 6.4 | 8 | X | | | | X | X | |
| Cactus FECCO Duplicate | 10:06 | 1A4010300014ADD000004483 | Cactus FECCO | 18HOM2-06 | C | 6.41 | 8 | X | | | | X | X | |

Notes/Special Considerations: Opt OUT of Sample Duplicate Yes No

| | |
|---|---|
| Samples Relinquished Print Name: <u>Samuel Blissett</u> Date: <u>8/2/18</u> Representative of: <u>OLCC Extracts</u> Signature: <u>[Signature]</u> Time: <u>16:30 AM</u> | Samples Received Print Name: <u>Joel</u> Date: <u>8/2/18</u> Representative of: <u>SC Labs</u> Signature: <u>[Signature]</u> Time: <u>10:38</u> |
| Samples Relinquished Print Name: <u>[Signature]</u> Date: <u>[Signature]</u> Representative of: <u>[Signature]</u> Signature: <u>[Signature]</u> Time: <u>[Signature]</u> | Samples Received Print Name: <u>[Signature]</u> Date: <u>[Signature]</u> Representative of: <u>[Signature]</u> Signature: <u>[Signature]</u> Time: <u>[Signature]</u> |