

Sample Name: **Jet Fuel OG CO2 Oil Primary**  
Tested for: **OM Extracts**  
**Compliance Concentrate**

Laboratory ID: 18E0030-01

Matrix: Extracts and Concentrates

Sample Metrc ID: 1A4010300014ADD000003561

Lot # NA

Date Sampled: 05/10/18 00:00

Batch RFID: 1A4010300014ADD000003562

Date Accepted: 05/10/18

Batch Size: 2724 (g)

Results Valid Until: 05/10/19



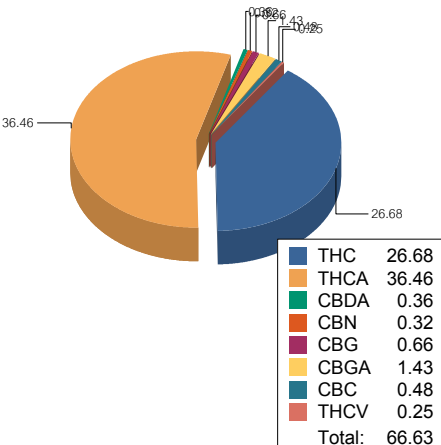
### Potency Analysis

Date Extracted: 05/11/18

Analysis Method/SOP: Potency

Date Analyzed: 05/11/18

\* - ORELAP certified analyte

Cannabinoids	% weight	mg/g	Cannabinoids Profile																		
<b>Total THC</b> ((THCA*0.877)+d9)	58.65	586.5	 <table border="1"> <tr><td>THC</td><td>26.68</td></tr> <tr><td>THCA</td><td>36.46</td></tr> <tr><td>CBDA</td><td>0.36</td></tr> <tr><td>CBN</td><td>0.32</td></tr> <tr><td>CBG</td><td>0.66</td></tr> <tr><td>CBGA</td><td>1.43</td></tr> <tr><td>CBC</td><td>0.48</td></tr> <tr><td>THCV</td><td>0.25</td></tr> <tr><td><b>Total:</b></td><td><b>66.63</b></td></tr> </table>	THC	26.68	THCA	36.46	CBDA	0.36	CBN	0.32	CBG	0.66	CBGA	1.43	CBC	0.48	THCV	0.25	<b>Total:</b>	<b>66.63</b>
THC	26.68																				
THCA	36.46																				
CBDA	0.36																				
CBN	0.32																				
CBG	0.66																				
CBGA	1.43																				
CBC	0.48																				
THCV	0.25																				
<b>Total:</b>	<b>66.63</b>																				
<b>Total CBD</b> ((CBDA*0.877)+CBD)	0.32	3.2																			
d9-THC (d9-Tetrahydrocannabinol)*	26.68	266.8																			
d8-THC (d8-Tetrahydrocannabinol)*	< LOQ	< LOQ																			
THCA (d9-Tetrahydrocannabinolic Acid)*	36.46	364.6																			
CBD (Cannabidiol)*	< LOQ	< LOQ																			
CBDA (Cannabidiolic Acid)*	0.36	3.6																			
CBN (Cannabinol)*	0.32	3.2																			
CBG (Cannabigerol)*	0.66	6.6																			
CBGA (Cannabigerolic Acid)	1.43	14.3																			
CBDV (Cannabidivarin)*	< LOQ	< LOQ																			
CBDVA (Cannabidivarinic Acid)	< LOQ	< LOQ																			
CBC (Cannabichromene)*	0.48	4.8																			
THCV (Tetrahydrocannabivarin)	0.25	2.5																			
<b>Total Cannabinoids</b>	<b>66.63</b>	<b>666.3</b>																			

<LOQ - Results below the Limit of Quantitation - Compound not detected

  
Brian Weigel  
Lab Director

These results relate only to the sample included on this report. The report may not be reproduced except in full, without the written permission of SC Laboratories. Samples tested in accordance with Oregon Administrative Rules, TNI 2009 Standard and SC Laboratories quality assurance plan unless otherwise noted.

Sample Name: **Jet Fuel OG CO2 Oil Duplicate**  
 Tested for: **OM Extracts**  
**Compliance Concentrate**

Laboratory ID: 18E0030-02

Matrix: Extracts and Concentrates

Sample Metrc ID: 1A4010300014ADD000003561

Lot # NA


Date Sampled: 05/10/18 00:00

Batch RFID: 1A4010300014ADD000003562

Date Accepted: 05/10/18

Batch Size: 2724 (g)

Results Valid Until: 05/10/19



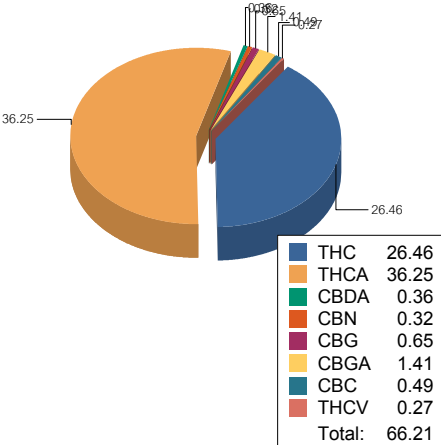
## Potency Analysis

Date Extracted: 05/11/18

Analysis Method/SOP: Potency

Date Analyzed: 05/11/18

\* - ORELAP certified analyte


Cannabinoids	% weight	mg/g	Cannabinoids Profile																				
<b>Total THC</b> ((THCA*0.877)+d9)	58.25	582.5	 <table border="1"> <tr><td>THC</td><td>26.46</td></tr> <tr><td>THCA</td><td>36.25</td></tr> <tr><td>CBD</td><td>&lt; LOQ</td></tr> <tr><td>CBDA</td><td>0.36</td></tr> <tr><td>CBN</td><td>0.32</td></tr> <tr><td>CBG</td><td>0.65</td></tr> <tr><td>CBGA</td><td>1.41</td></tr> <tr><td>CBC</td><td>0.49</td></tr> <tr><td>THCV</td><td>0.27</td></tr> <tr><td>Total</td><td>66.21</td></tr> </table>	THC	26.46	THCA	36.25	CBD	< LOQ	CBDA	0.36	CBN	0.32	CBG	0.65	CBGA	1.41	CBC	0.49	THCV	0.27	Total	66.21
THC	26.46																						
THCA	36.25																						
CBD	< LOQ																						
CBDA	0.36																						
CBN	0.32																						
CBG	0.65																						
CBGA	1.41																						
CBC	0.49																						
THCV	0.27																						
Total	66.21																						
<b>Total CBD</b> ((CBDA*0.877)+CBD)	0.31	3.1																					
d9-THC (d9-Tetrahydrocannabinol)*	26.46	264.6																					
d8-THC (d8-Tetrahydrocannabinol)*	< LOQ	< LOQ																					
THCA (d9-Tetrahydrocannabinolic Acid)*	36.25	362.5																					
CBD (Cannabidiol)*	< LOQ	< LOQ																					
CBDA (Cannabidiolic Acid)*	0.36	3.6																					
CBN (Cannabinol)*	0.32	3.2																					
CBG (Cannabigerol)*	0.65	6.5																					
CBGA (Cannabigerolic Acid)	1.41	14.1																					
CBDV (Cannabidivarin)*	< LOQ	< LOQ																					
CBDVA (Cannabidivarinic Acid)	< LOQ	< LOQ																					
CBC (Cannabichromene)*	0.49	4.9																					
THCV (Tetrahydrocannabivarin)	0.27	2.7																					
<b>Total Cannabinoids</b>	66.21	662.1																					

<LOQ - Results below the Limit of Quantitation - Compound not detected

Sample Name: **Jet Fuel OG CO2 Oil**

Sample Metrc ID: 1A4010300014ADD000003561

	Primary Result	Duplicate Result	Average	% RPD	Pass/Fail (<20%RPD)
	%	%	%		
<b>Total THC</b> ((THCA*0.877)+d9)	58.65	58.25	58.45	0.684	PASS

  
 Brian Weigel  
 Lab Director

These results relate only to the sample included on this report. The report may not be reproduced except in full, without the written permission of SC Laboratories. Samples tested in accordance with Oregon Administrative Rules, TNI 2009 Standard and SC Laboratories quality assurance plan unless otherwise noted.


<b>Sample Name:</b> Jet Fuel OG CO2 Oil Primary	<b>Date Sampled:</b> 05/10/18 00:00
<b>Tested for:</b> OM Extracts Compliance Concentrate	<b>Date Accepted:</b> 05/10/18
<b>Laboratory ID:</b> 18E0030-01	<b>Results Valid Until:</b> 05/10/19
<b>Matrix:</b> Extracts and Concentrates	<b>Sample Metrc ID:</b> 1A4010300014ADD000003561
<b>Lot # NA</b>	<b>Batch RFID:</b> 1A4010300014ADD000003562
	<b>Batch Size:</b> 2724 (g)

**Terpene Analysis**

Date Extracted: 05/11/18 Analysis Method/SOP: Terpenes  
Date Analyzed: 05/14/18

Analyte	Result (%)	LOQ	Analyte	Result	LOQ
alpha Pinene	< LOQ	0.095	Myrcene	0.154	0.095
alpha Phellandrene	< LOQ	0.095	3-Carene	< LOQ	0.095
alpha Terpinene	< LOQ	0.095	Limonene	0.143	0.095
Terpinolene	< LOQ	0.095	Linalool	< LOQ	0.095
Fenchol	0.096	0.095	Borneol	< LOQ	0.095
Terpineol	0.224	0.095	Geraniol	< LOQ	0.095
alpha Humulene	0.835	0.095	beta Caryophyllene	2.470	0.095
Caryophyllene Oxide	< LOQ	0.095	alpha Bisabolol	0.756	0.095
Camphene	< LOQ	0.095	beta Pinene	< LOQ	0.095
Ocimene	< LOQ	0.095	Sabinene	< LOQ	0.095
Camphor	0.097	0.095	Isoborneol	< LOQ	0.095
Menthol	< LOQ	0.095	alpha Cedrene	< LOQ	0.095
Nerolidol	0.297	0.095	R-(+)-Pulegone	< LOQ	0.095
Eucalyptol	< LOQ	0.095	p-Cymene	< LOQ	0.095
(-)-Isopulegol	< LOQ	0.095	Geranyl Acetate	< LOQ	0.095
Guaiol	< LOQ	0.095	Valencene	< LOQ	0.095
Phytol	5.900	0.095	Citronellol	< LOQ	0.095
gamma-Terpinene	< LOQ	0.095			
			<b>Total Terpenes</b>	<b>10.87 %</b>	

<LOQ - Results below the Limit of Quantitation - Compound not detected  
Terpene Analysis is not ORELAP Accredited.

  
Brian Weigel  
Lab Director

These results relate only to the sample included on this report. The report may not be reproduced except in full, without the written permission of SC Laboratories. Samples tested in accordance with Oregon Administrative Rules, TNI 2009 Standard and SC Laboratories quality assurance plan unless otherwise noted.

Sample Name: **Jet Fuel OG CO2 Oil P**

Date Sampled: **05/10/18 00:00**

Tested for: **OM Extracts**

Date Accepted: **05/10/18 17:00**

**Compliance Concentrate**

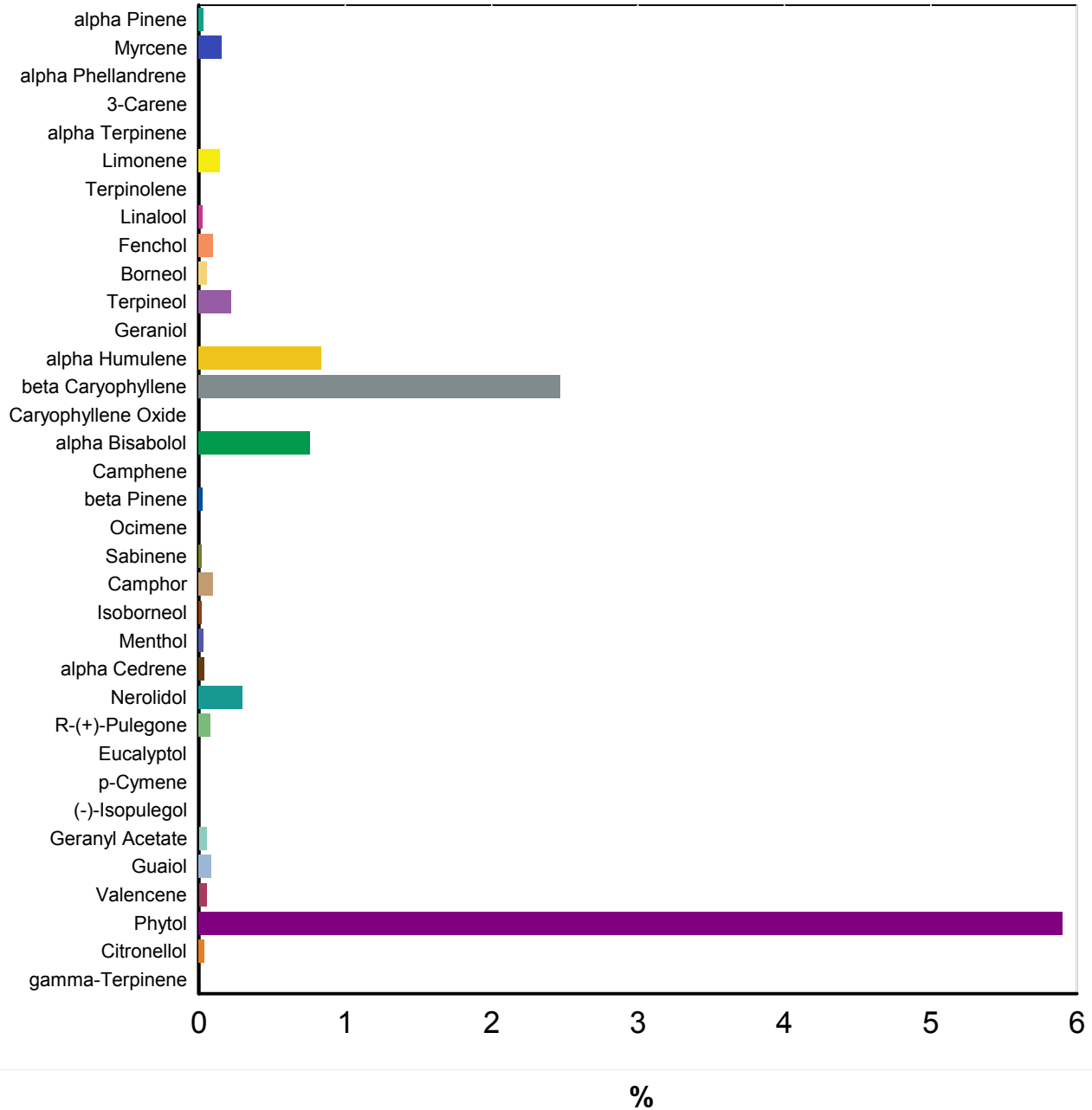
Results Valid Until: **05/10/19**


Laboratory ID: **18E0030-01**

Matrix: **Extracts and**

Client/Metric ID: **1A4010300014ADD000003561**

**Terpene Profile**



  
Brian Weigel  
Lab Director

These results relate only to the sample included on this report. The report may not be reproduced except in full, without the written permission of SC Laboratories. Samples tested in accordance with Oregon Administrative Rules, TNI 2009 Standard and SC Laboratories quality assurance plan unless otherwise noted.

Sample Name: **Jet Fuel OG CO2 Oil Primary** Date Sampled: **05/10/18 00:00**  
 Tested for: **OM Extracts** Date Accepted: **05/10/18**  
**Compliance Concentrate** Results Valid Until: **05/10/19**


Laboratory ID: **18E0030-01** Sample Metric ID: **1A4010300014ADD000003561**  
 Matrix: **Extracts and Concentrates** Batch RFID: **1A4010300014ADD000003562**  
 Lot # **NA** Batch Size: **2724 (g)**

## Pesticide Analysis in ppm

Date Extracted: 05/11/18 Analysis Method/SOP: Pesticides  
 Date Analyzed: 05/15/18 Results above the action levels are highlighted in red #.

Analyte	Result	Action Level	LOQ	Analyte	Result	Action Level	LOQ
Abamectin	< LOQ	0.5	0.24	Acephate	< LOQ	0.4	0.19
Acequinocyl	< LOQ	2	0.96	Acetamiprid	< LOQ	0.2	0.10
Aldicarb	< LOQ	0.4	0.19	Azoxystrobin	< LOQ	0.2	0.10
Bifenazate	< LOQ	0.2	0.10	Bifenthrin	< LOQ	0.2	0.10
Boscalid	< LOQ	0.4	0.19	Carbaryl	< LOQ	0.2	0.10
Carbofuran	< LOQ	0.2	0.10	Chlorantraniliprole	< LOQ	0.2	0.10
Chlorfenapyr	< LOQ	1	0.48	Chlorpyrifos	< LOQ	0.2	0.10
Clofentezine	< LOQ	0.2	0.10	Cyfluthrin	< LOQ	1	0.48
Cypermethrin	< LOQ	1	0.48	Daminozide	< LOQ	1	0.48
DDVP (Dichlorvos)	< LOQ	1	0.48	Diazinon	< LOQ	0.2	0.10
Dimethoate	< LOQ	0.2	0.10	Ethoprophos	< LOQ	0.2	0.10
Etofenprox	< LOQ	0.4	0.19	Etoxazole	< LOQ	0.2	0.10
Fenoxycarb	< LOQ	0.2	0.10	Fenpyroximate	< LOQ	0.4	0.19
Fipronil	< LOQ	0.4	0.19	Fonicamid	< LOQ	1	0.48
Fludioxonil	< LOQ	0.4	0.19	Hexythiazox	< LOQ	1	0.48
Imazalil	< LOQ	0.2	0.10	Imidacloprid	< LOQ	0.4	0.19
Kresoxim-methyl	< LOQ	0.4	0.19	Malathion	< LOQ	0.2	0.10
Metalaxyl	< LOQ	0.2	0.10	Methiocarb	< LOQ	0.2	0.10
Methomyl	< LOQ	0.4	0.19	Methyl parathion	< LOQ	0.2	0.10
MGK-264	< LOQ	0.2	0.10	Myclobutanil	< LOQ	0.2	0.10
Naled	< LOQ	0.5	0.24	Oxamyl	< LOQ	1	0.48
Paclobutrazol	< LOQ	0.4	0.19	Permethrins (total)	< LOQ	0.2	0.10
Phosmet	< LOQ	0.2	0.10	Piperonyl butoxide	< LOQ	2	0.48
Prallethrin	< LOQ	0.2	0.10	Propiconazole	< LOQ	0.4	0.19
Propoxur	< LOQ	0.2	0.10	Pyrethrins (total)	< LOQ	1	0.48
Pyridaben	< LOQ	0.2	0.10	Spinosad	< LOQ	0.2	0.10
Spiromesifen	< LOQ	0.2	0.10	Spirotetramat	< LOQ	0.2	0.10
Spiroxamine	< LOQ	0.4	0.19	Tebuconazole	< LOQ	0.4	0.19
Thiacloprid	< LOQ	0.2	0.10	Thiamethoxam	< LOQ	0.2	0.10
Trifloxystrobin	< LOQ	0.2	0.10				

<LOQ - Results below the Limit of Quantitation - Compound not detected

  
 Brian Weigel  
 Lab Director

These results relate only to the sample included on this report. The report may not be reproduced except in full, without the written permission of SC Laboratories. Samples tested in accordance with Oregon Administrative Rules, TNI 2009 Standard and SC Laboratories quality assurance plan unless otherwise noted.

Sample Name: **Jet Fuel OG CO2 Oil Duplicate** Date Sampled: **05/10/18 00:00**  
 Tested for: **OM Extracts** Date Accepted: **05/10/18**  
**Compliance Concentrate** Results Valid Until: **05/10/19**


Laboratory ID: **18E0030-02** Sample Metric ID: **1A4010300014ADD000003561**  
 Matrix: **Extracts and Concentrates** Batch RFID: **1A4010300014ADD000003562**  
 Lot # **NA** Batch Size: **2724 (g)**

## Pesticide Analysis in ppm

Date Extracted: 05/11/18 Analysis Method/SOP: Pesticides  
 Date Analyzed: 05/15/18 Results above the action levels are highlighted in red #.

Analyte	Result	Action Level	LOQ	Analyte	Result	Action Level	LOQ
Abamectin	< LOQ	0.5	0.25	Acephate	< LOQ	0.4	0.20
Acequinocyl	< LOQ	2	0.98	Acetamiprid	< LOQ	0.2	0.10
Aldicarb	< LOQ	0.4	0.20	Azoxystrobin	< LOQ	0.2	0.10
Bifenazate	< LOQ	0.2	0.10	Bifenthrin	< LOQ	0.2	0.10
Boscalid	< LOQ	0.4	0.20	Carbaryl	< LOQ	0.2	0.10
Carbofuran	< LOQ	0.2	0.10	Chlorantraniliprole	< LOQ	0.2	0.10
Chlorfenapyr	< LOQ	1	0.49	Chlorpyrifos	< LOQ	0.2	0.10
Clofentezine	< LOQ	0.2	0.10	Cyfluthrin	< LOQ	1	0.49
Cypermethrin	< LOQ	1	0.49	Daminozide	< LOQ	1	0.49
DDVP (Dichlorvos)	< LOQ	1	0.49	Diazinon	< LOQ	0.2	0.10
Dimethoate	< LOQ	0.2	0.10	Ethoprophos	< LOQ	0.2	0.10
Etofenprox	< LOQ	0.4	0.20	Etoxazole	< LOQ	0.2	0.10
Fenoxycarb	< LOQ	0.2	0.10	Fenpyroximate	< LOQ	0.4	0.20
Fipronil	< LOQ	0.4	0.20	Fonicamid	< LOQ	1	0.49
Fludioxonil	< LOQ	0.4	0.20	Hexythiazox	< LOQ	1	0.49
Imazalil	< LOQ	0.2	0.10	Imidacloprid	< LOQ	0.4	0.20
Kresoxim-methyl	< LOQ	0.4	0.20	Malathion	< LOQ	0.2	0.10
Metalaxyl	< LOQ	0.2	0.10	Methiocarb	< LOQ	0.2	0.10
Methomyl	< LOQ	0.4	0.20	Methyl parathion	< LOQ	0.2	0.10
MGK-264	< LOQ	0.2	0.10	Myclobutanil	< LOQ	0.2	0.10
Naled	< LOQ	0.5	0.25	Oxamyl	< LOQ	1	0.49
Paclobutrazol	< LOQ	0.4	0.20	Permethrins (total)	< LOQ	0.2	0.10
Phosmet	< LOQ	0.2	0.10	Piperonyl butoxide	< LOQ	2	0.49
Prallethrin	< LOQ	0.2	0.10	Propiconazole	< LOQ	0.4	0.20
Propoxur	< LOQ	0.2	0.10	Pyrethrins (total)	< LOQ	1	0.49
Pyridaben	< LOQ	0.2	0.10	Spinosad	< LOQ	0.2	0.10
Spiromesifen	< LOQ	0.2	0.10	Spirotetramat	< LOQ	0.2	0.10
Spiroxamine	< LOQ	0.4	0.20	Tebuconazole	< LOQ	0.4	0.20
Thiacloprid	< LOQ	0.2	0.10	Thiamethoxam	< LOQ	0.2	0.10
Trifloxystrobin	< LOQ	0.2	0.10				

<LOQ - Results below the Limit of Quantitation - Compound not detected

  
 Brian Weigel  
 Lab Director


These results relate only to the sample included on this report. The report may not be reproduced except in full, without the written permission of SC Laboratories. Samples tested in accordance with Oregon Administrative Rules, TNI 2009 Standard and SC Laboratories quality assurance plan unless otherwise noted.

Sample Name: <b>Jet Fuel OG CO2 Oil Primary</b>	Date Sampled: <b>05/10/18 00:00</b>
Tested for: <b>OM Extracts</b>	Date Accepted: <b>05/10/18</b>
<b>Compliance Concentrate</b>	Results Valid Until: <b>05/10/19</b>
Laboratory ID: <b>18E0030-01</b>	Sample Metric ID: <b>1A4010300014ADD000003561</b>
Matrix: <b>Extracts and Concentrates</b>	Batch RFID: <b>1A4010300014ADD000003562</b>
Lot # <b>NA</b>	Batch Size: <b>2724 (g)</b>

### Residual Solvents

Solvent	Results in ug/g	Action Level	LOQ	Date Extracted: 05/11/18
1,4-Dioxane	< LOQ	380	71.3	Date Analyzed: 05/11/18
2-Butanol	< LOQ	5000	438	Analysis Method/SOP: RST
2-Ethoxyethanol	< LOQ	160	30.0	
2-Propanol (IPA)	< LOQ	5000	438	
Acetone	< LOQ	5000	438	
Acetonitrile	< LOQ	400	76.9	
Benzene	< LOQ	2	0.750	
Butanes	< LOQ	5000	313	
Cyclohexane	< LOQ	3880	728	
Dichloromethane (methylene chloride)	< LOQ	600	113	
Ethyl acetate	< LOQ	5000	438	
Ethyl ether	< LOQ	5000	438	
Ethylbenzene	< LOQ	2170	406	
Ethylene glycol	< LOQ	620	116	
Ethylene oxide	< LOQ	50	37.5	
Heptane	< LOQ	5000	438	
Hexanes	< LOQ	290	54.4	
Isopropyl acetate	< LOQ	5000	438	
Isopropylbenzene (cumene)	< LOQ	70	13.1	
Methanol	< LOQ	3000	313	
Pentanes	< LOQ	5000	438	
Propane	< LOQ	5000	125	
Tetrahydrofuran	< LOQ	720	135	
Toluene	< LOQ	890	167	
Xylenes	< LOQ	2170	406	

<LOQ - Results below the Limit of Quantitation - Compound not detected  
 Results above the Action Level fail state testing requirements and will be highlighted **Red #**.

  
 Brian Weigel  
 Lab Director


These results relate only to the sample included on this report. The report may not be reproduced except in full, without the written permission of SC Laboratories. Samples tested in accordance with Oregon Administrative Rules, TNI 2009 Standard and SC Laboratories quality assurance plan unless otherwise noted.

Sample Name: <b>Jet Fuel OG CO2 Oil Duplicate</b>	Date Sampled: <b>05/10/18 00:00</b>
Tested for: <b>OM Extracts</b>	Date Accepted: <b>05/10/18</b>
<b>Compliance Concentrate</b>	Results Valid Until: <b>05/10/19</b>
Laboratory ID: <b>18E0030-02</b>	Sample Metric ID: <b>1A4010300014ADD000003561</b>
Matrix: <b>Extracts and Concentrates</b>	Batch RFID: <b>1A4010300014ADD000003562</b>
Lot # <b>NA</b>	Batch Size: <b>2724 (g)</b>

### Residual Solvents

Solvent	Results in ug/g	Action Level	LOQ	Date Extracted: 05/11/18
1,4-Dioxane	< LOQ	380	71.3	Date Analyzed: 05/11/18
2-Butanol	< LOQ	5000	438	Analysis Method/SOP: RST
2-Ethoxyethanol	< LOQ	160	30.0	
2-Propanol (IPA)	< LOQ	5000	438	
Acetone	< LOQ	5000	438	
Acetonitrile	< LOQ	400	76.9	
Benzene	< LOQ	2	0.750	
Butanes	< LOQ	5000	313	
Cyclohexane	< LOQ	3880	728	
Dichloromethane (methylene chloride)	< LOQ	600	113	
Ethyl acetate	< LOQ	5000	438	
Ethyl ether	< LOQ	5000	438	
Ethylbenzene	< LOQ	2170	406	
Ethylene glycol	< LOQ	620	116	
Ethylene oxide	< LOQ	50	37.5	
Heptane	< LOQ	5000	438	
Hexanes	< LOQ	290	54.4	
Isopropyl acetate	< LOQ	5000	438	
Isopropylbenzene (cumene)	< LOQ	70	13.1	
Methanol	< LOQ	3000	313	
Pentanes	< LOQ	5000	438	
Propane	< LOQ	5000	125	
Tetrahydrofuran	< LOQ	720	135	
Toluene	< LOQ	890	167	
Xylenes	< LOQ	2170	406	

<LOQ - Results below the Limit of Quantitation - Compound not detected  
 Results above the Action Level fail state testing requirements and will be highlighted **Red #**.

  
 Brian Weigel  
 Lab Director

These results relate only to the sample included on this report. The report may not be reproduced except in full, without the written permission of SC Laboratories. Samples tested in accordance with Oregon Administrative Rules, TNI 2009 Standard and SC Laboratories quality assurance plan unless otherwise noted.



**Case Narrative**

RST - Acetonitrile above ½ reporting limit in blank.  
Analyte below reporting limit in all client samples.

Ethanol is a non-target analyte that was present in client samples. Due to high concentration, values were estimated based on area:

18E0030-01: 24,700 µg/g

18E0030-02: 24,400 µg/g


Terpenes- Nerolidol and Terpeneol exceeded normally accepted QC criteria in the sample duplicate. Due to relatively large variations in very small values calculated high RPD.

**Quality Control  
Potency**

**Batch: B180330 - Potency/Terpenes**

Blank(B180330-BLK1)		Extracted - 05/11/18 11:02 Analyzed - 05/11/18 17:00						
Analyte	Result	Units	Spike Level	Source Result	%REC	%REC Limits	RPD	RPD Limit
d9-THC (d9-Tetrahydrocannabinol)	< LOQ	%						
d8-THC (d8-Tetrahydrocannabinol)	< LOQ	%						
THCA (d9-Tetrahydrocannabinolic Acid)	< LOQ	%						
CBD (Cannabidiol)	< LOQ	%						
CBDA (Cannabidiolic Acid)	< LOQ	%						
CBN (Cannabinol)	< LOQ	%						
CBG (Cannabigerol)	< LOQ	%						
CBGA (Cannabigerolic Acid)	< LOQ	%						
CBDV (Cannabidivarin)	< LOQ	%						
CBDVA (Cannabidivarinic Acid)	< LOQ	%						
CBC (Cannabichromene)	< LOQ	%						
THCV (Tetrahydrocannabivarin)	< LOQ	%						

Duplicate(B180330-DUP1)		Extracted - 05/11/18 11:02 Analyzed - 05/11/18 17:17						
Analyte	Result	Units	Spike Level	Source Result	%REC	%REC Limits	RPD	RPD Limit
d9-THC (d9-Tetrahydrocannabinol)	26.56	%		26.68			0.442	20
d8-THC (d8-Tetrahydrocannabinol)	< LOQ	%		< LOQ				20
THCA (d9-Tetrahydrocannabinolic Acid)	36.57	%		36.46			0.320	20
CBD (Cannabidiol)	< LOQ	%		< LOQ				20
CBDA (Cannabidiolic Acid)	0.36	%		0.36			0.745	20
CBN (Cannabinol)	0.32	%		0.32			0.743	20
CBG (Cannabigerol)	0.67	%		0.66			0.908	20

  
Brian Weigel  
Lab Director


These results relate only to the sample included on this report. The report may not be reproduced except in full, without the written permission of SC Laboratories. Samples tested in accordance with Oregon Administrative Rules, TNI 2009 Standard and SC Laboratories quality assurance plan unless otherwise noted.

## Quality Control Potency (Continued)

**Batch: B180330 - Potency/Terpenes (Continued)**

Duplicate(B180330-DUP1)		Extracted - 05/11/18 11:02 Analyzed - 05/11/18 17:17						
Analyte	Result	Units	Spike Level	Source Result	%REC	%REC Limits	RPD	RPD Limit
CBGA (Cannabigerolic Acid)	1.43	%		1.43			0.0129	20
CBDV (Cannabidivarin)	< LOQ	%		< LOQ				20
CBDVA (Cannabidivarinic Acid)	< LOQ	%		< LOQ				20
CBC (Cannabichromene)	0.46	%		0.48			4.27	20
THCV (Tetrahydrocannabivarin)	0.27	%		0.25			8.32	20

LCS(B180330-BS1)		Extracted - 05/11/18 11:02 Analyzed - 05/14/18 10:06						
Analyte	Result	Units	Spike Level	Source Result	%REC	%REC Limits	RPD	RPD Limit
d9-THC (d9-Tetrahydrocannabinol)	0.20	%	0.200		97.8	80-120		
THCA (d9-Tetrahydrocannabinolic Acid)	0.17	%	0.200		82.6	80-120		
CBD (Cannabidiol)	0.20	%	0.200		100	80-120		
CBN (Cannabinol)	0.18	%	0.200		92.2	80-120		


  
 Brian Weigel  
 Lab Director

These results relate only to the sample included on this report. The report may not be reproduced except in full, without the written permission of SC Laboratories. Samples tested in accordance with Oregon Administrative Rules, TNI 2009 Standard and SC Laboratories quality assurance plan unless otherwise noted.

## Quality Control Pesticide Analysis

**Batch: B180336 - Pesticide Prep**

Blank(B180336-BLK1)			Extracted - 05/14/18 11:10 Analyzed - 05/14/18 21:59					
Analyte	Result	Units	Spike Level	Source Result	%REC	%REC Limits	RPD	RPD Limit
Abamectin	< LOQ	ppm						
Acephate	< LOQ	ppm						
Acequinocyl	< LOQ	ppm						
Acetamiprid	< LOQ	ppm						
Aldicarb	< LOQ	ppm						
Azoxystrobin	< LOQ	ppm						
Bifenazate	< LOQ	ppm						
Bifenthrin	< LOQ	ppm						
Boscalid	< LOQ	ppm						
Carbaryl	< LOQ	ppm						
Carbofuran	< LOQ	ppm						
Chlorantraniliprole	< LOQ	ppm						
Chlorfenapyr	< LOQ	ppm						
Chlorpyrifos	< LOQ	ppm						
Clofentezine	< LOQ	ppm						
Cyfluthrin	< LOQ	ppm						
Cypermethrin	< LOQ	ppm						
Daminozide	< LOQ	ppm						
DDVP (Dichlorvos)	< LOQ	ppm						
Diazinon	< LOQ	ppm						
Dimethoate	< LOQ	ppm						
Ethoprophos	< LOQ	ppm						
Etofenprox	< LOQ	ppm						
Etoxazole	< LOQ	ppm						
Fenoxycarb	< LOQ	ppm						
Fenpyroximate	< LOQ	ppm						
Fipronil	< LOQ	ppm						
Fonicamid	< LOQ	ppm						
Fludioxonil	< LOQ	ppm						
Hexythiazox	< LOQ	ppm						
Imazalil	< LOQ	ppm						
Imidacloprid	< LOQ	ppm						
Kresoxim-methyl	< LOQ	ppm						
Malathion	< LOQ	ppm						
Metalaxyl	< LOQ	ppm						

  
\_\_\_\_\_  
Brian Weigel  
Lab Director

These results relate only to the sample included on this report. The report may not be reproduced except in full, without the written permission of SC Laboratories. Samples tested in accordance with Oregon Administrative Rules, TNI 2009 Standard and SC Laboratories quality assurance plan unless otherwise noted.


## Quality Control

### Pesticide Analysis (Continued)

**Batch: B180336 - Pesticide Prep (Continued)**

Blank(B180336-BLK1)			Extracted - 05/14/18 11:10 Analyzed - 05/14/18 21:59					
Analyte	Result	Units	Spike Level	Source Result	%REC	%REC Limits	RPD	RPD Limit
Methiocarb	< LOQ	ppm						
Methomyl	< LOQ	ppm						
Methyl parathion	< LOQ	ppm						
MGK-264	< LOQ	ppm						
Myclobutanil	< LOQ	ppm						
Naled	< LOQ	ppm						
Oxamyl	< LOQ	ppm						
Paclbutrazol	< LOQ	ppm						
Permethrins (total)	< LOQ	ppm						
Phosmet	< LOQ	ppm						
Piperonyl butoxide	< LOQ	ppm						
Prallethrin	< LOQ	ppm						
Propiconazole	< LOQ	ppm						
Propoxur	< LOQ	ppm						
Pyrethrins (total)	< LOQ	ppm						
Pyridaben	< LOQ	ppm						
Spinosad	< LOQ	ppm						
Spiromesifen	< LOQ	ppm						
Spirotetramat	< LOQ	ppm						
Spiroxamine	< LOQ	ppm						
Tebuconazole	< LOQ	ppm						
Thiacloprid	< LOQ	ppm						
Thiamethoxam	< LOQ	ppm						
Trifloxystrobin	< LOQ	ppm						

LCS(B180336-BS1)			Extracted - 05/14/18 11:10 Analyzed - 05/14/18 22:15					
Analyte	Result	Units	Spike Level	Source Result	%REC	%REC Limits	RPD	RPD Limit
Acephate	0.89	ppm	1.00		88.6	70-130		
Acetamiprid	0.53	ppm	1.00		53.3	70-130		
Aldicarb	0.62	ppm	1.00		62.2	70-130		
Bifenazate	0.90	ppm	1.00		90.2	70-130		
Boscalid	1.14	ppm	1.00		114	70-130		
Chlorantraniliprole	0.80	ppm	1.00		80.1	70-130		
Chlorpyrifos	0.77	ppm	1.00		76.6	70-130		
Cyfluthrin	1.08	ppm	1.00		108	70-130		

  
Brian Weigel  
Lab Director

These results relate only to the sample included on this report. The report may not be reproduced except in full, without the written permission of SC Laboratories. Samples tested in accordance with Oregon Administrative Rules, TNI 2009 Standard and SC Laboratories quality assurance plan unless otherwise noted.


## Quality Control

### Pesticide Analysis (Continued)

**Batch: B180336 - Pesticide Prep (Continued)**

<b>LCS(B180336-BS1)</b>		<b>Extracted - 05/14/18 11:10 Analyzed - 05/14/18 22:15</b>						
<b>Analyte</b>	<b>Result</b>	<b>Units</b>	<b>Spike Level</b>	<b>Source Result</b>	<b>%REC</b>	<b>%REC Limits</b>	<b>RPD</b>	<b>RPD Limit</b>
DDVP (Dichlorvos)	0.73	ppm	1.00		72.9	70-130		
Ethoprophos	1.03	ppm	1.00		103	70-130		
Etoxazole	0.83	ppm	1.00		83.0	70-130		
Fenoxycarb	1.05	ppm	1.00		105	70-130		
Flonicamid	0.87	ppm	1.00		87.5	70-130		
Imazalil	0.75	ppm	1.00		75.4	70-130		
Imidacloprid	0.49	ppm	1.00		48.5	70-130		
Methiocarb	1.07	ppm	1.00		107	70-130		
Myclobutanil	1.00	ppm	1.00		99.7	70-130		
Oxamyl	0.97	ppm	1.00		97.1	70-130		
Paclobutrazol	1.12	ppm	1.00		112	70-130		
Piperonyl butoxide	0.83	ppm	1.00		82.6	70-130		
Prallethrin	1.02	ppm	1.00		102	70-130		
Propoxur	0.54	ppm	1.00		53.8	70-130		
Spiromesifen	1.25	ppm	1.00		125	70-130		
Spiroxamine	0.27	ppm	1.00		27.3	70-130		
Thiacloprid	0.51	ppm	1.00		51.0	70-130		
Thiamethoxam	0.83	ppm	1.00		82.7	70-130		
Trifloxystrobin	0.85	ppm	1.00		84.7	70-130		

<b>Matrix Spike(B180336-MS1)</b>		<b>Extracted - 05/14/18 11:10 Analyzed - 05/14/18 22:31</b>						
<b>Analyte</b>	<b>Result</b>	<b>Units</b>	<b>Spike Level</b>	<b>Source Result</b>	<b>%REC</b>	<b>%REC Limits</b>	<b>RPD</b>	<b>RPD Limit</b>
Acephate	1.74	ppm	1.97	< LOQ	88.0	70-130		
Acetamiprid	1.00	ppm	1.97	< LOQ	50.6	70-130		
Aldicarb	1.16	ppm	1.97	< LOQ	59.0	70-130		
Bifenazate	1.77	ppm	1.97	< LOQ	89.6	70-130		
Boscalid	1.86	ppm	1.97	< LOQ	94.2	70-130		
Chlorantraniliprole	1.51	ppm	1.97	< LOQ	76.6	70-130		
Chlorpyrifos	0.99	ppm	1.97	< LOQ	50.0	70-130		
Cyfluthrin	1.59	ppm	1.97	< LOQ	80.8	70-130		
DDVP (Dichlorvos)	1.30	ppm	1.97	< LOQ	66.1	70-130		
Ethoprophos	1.77	ppm	1.97	< LOQ	89.6	70-130		
Etoxazole	1.40	ppm	1.97	< LOQ	71.2	70-130		
Fenoxycarb	2.01	ppm	1.97	< LOQ	102	70-130		
Flonicamid	1.61	ppm	1.97	< LOQ	81.8	70-130		

  
Brian Weigel  
Lab Director

These results relate only to the sample included on this report. The report may not be reproduced except in full, without the written permission of SC Laboratories. Samples tested in accordance with Oregon Administrative Rules, TNI 2009 Standard and SC Laboratories quality assurance plan unless otherwise noted.


## Quality Control

### Pesticide Analysis (Continued)

**Batch: B180336 - Pesticide Prep (Continued)**

Matrix Spike(B180336-MS1)			Extracted - 05/14/18 11:10 Analyzed - 05/14/18 22:31					
Analyte	Result	Units	Spike Level	Source Result	%REC	%REC Limits	RPD	RPD Limit
Imazalil	1.39	ppm	1.97	< LOQ	70.3	70-130		
Imidacloprid	1.09	ppm	1.97	< LOQ	55.5	70-130		
Methiocarb	1.85	ppm	1.97	< LOQ	93.7	70-130		
Myclobutanil	1.69	ppm	1.97	< LOQ	85.5	70-130		
Oxamyl	1.90	ppm	1.97	< LOQ	96.4	70-130		
Paclobutrazol	2.05	ppm	1.97	< LOQ	104	70-130		
Piperonyl butoxide	1.42	ppm	1.97	< LOQ	72.1	70-130		
Prallethrin	1.54	ppm	1.97	< LOQ	78.0	70-130		
Propoxur	1.05	ppm	1.97	< LOQ	53.3	70-130		
Spiromesifen	2.40	ppm	1.97	< LOQ	122	70-130		
Spiroxamine	1.12	ppm	1.97	< LOQ	56.9	70-130		
Thiacloprid	0.97	ppm	1.97	< LOQ	49.2	70-130		
Thiamethoxam	1.63	ppm	1.97	< LOQ	82.6	70-130		
Trifloxystrobin	1.01	ppm	1.97	< LOQ	51.0	70-130		

Matrix Spike Dup(B180336-MSD1)			Extracted - 05/14/18 11:10 Analyzed - 05/14/18					
Analyte	Result	Units	Spike Level	Source Result	%REC	%REC Limits	RPD	RPD Limit
Acephate	1.78	ppm	1.99	< LOQ	89.5	70-130	1.67	30
Acetamiprid	0.91	ppm	1.99	< LOQ	45.9	70-130	9.84	30
Aldicarb	1.13	ppm	1.99	< LOQ	56.6	70-130	4.25	30
Bifenazate	1.82	ppm	1.99	< LOQ	91.7	70-130	2.34	30
Boscalid	1.79	ppm	1.99	< LOQ	89.9	70-130	4.69	30
Chlorantraniliprole	1.42	ppm	1.99	< LOQ	71.4	70-130	7.07	30
Chlorpyrifos	1.04	ppm	1.99	< LOQ	52.4	70-130	4.80	30
Cyfluthrin	1.56	ppm	1.99	< LOQ	78.4	70-130	2.92	30
DDVP (Dichlorvos)	1.23	ppm	1.99	< LOQ	62.0	70-130	6.44	30
Ethoprophos	1.84	ppm	1.99	< LOQ	92.7	70-130	3.39	30
Etoxazole	1.41	ppm	1.99	< LOQ	70.9	70-130	0.460	30
Fenoxycarb	2.08	ppm	1.99	< LOQ	105	70-130	2.49	30
Flonicamid	1.60	ppm	1.99	< LOQ	80.5	70-130	1.67	30
Imazalil	1.38	ppm	1.99	< LOQ	69.5	70-130	1.11	30
Imidacloprid	0.93	ppm	1.99	< LOQ	46.7	70-130	17.1	30
Methiocarb	1.92	ppm	1.99	< LOQ	96.6	70-130	3.12	30
Myclobutanil	1.76	ppm	1.99	< LOQ	88.4	70-130	3.38	30
Oxamyl	1.88	ppm	1.99	< LOQ	94.5	70-130	1.96	30

  
Brian Weigel  
Lab Director

These results relate only to the sample included on this report. The report may not be reproduced except in full, without the written permission of SC Laboratories. Samples tested in accordance with Oregon Administrative Rules, TNI 2009 Standard and SC Laboratories quality assurance plan unless otherwise noted.

## Quality Control Pesticide Analysis (Continued)

**Batch: B180336 - Pesticide Prep (Continued)**

Matrix Spike Dup(B180336-MSD1)			Extracted - 05/14/18 11:10 Analyzed - 05/14/18					
Analyte	Result	Units	Spike Level	Source Result	%REC	%REC Limits	RPD	RPD Limit
Paclbutrazol	2.14	ppm	1.99	< LOQ	107	70-130	3.17	30
Piperonyl butoxide	1.48	ppm	1.99	< LOQ	74.4	70-130	3.11	30
Prallethrin	1.66	ppm	1.99	< LOQ	83.4	70-130	6.72	30
Propoxur	0.97	ppm	1.99	< LOQ	48.7	70-130	9.08	30
Spiromesifen	2.45	ppm	1.99	< LOQ	123	70-130	1.06	30
Spiroxamine	1.11	ppm	1.99	< LOQ	56.0	70-130	1.71	30
Thiacloprid	0.89	ppm	1.99	< LOQ	44.7	70-130	9.76	30
Thiamethoxam	1.49	ppm	1.99	< LOQ	75.0	70-130	9.73	30
Trifloxystrobin	0.97	ppm	1.99	< LOQ	48.8	70-130	4.40	30

  
 Brian Weigel  
 Lab Director


These results relate only to the sample included on this report. The report may not be reproduced except in full, without the written permission of SC Laboratories. Samples tested in accordance with Oregon Administrative Rules, TNI 2009 Standard and SC Laboratories quality assurance plan unless otherwise noted.

## Quality Control Solvent Analysis

**Batch: B180328 - Residual Solvent Prep**

<b>Blank(B180328-BLK1)</b>			<b>Extracted - 05/11/18 11:00 Analyzed - 05/11/18 16:08</b>					
<b>Analyte</b>	<b>Result</b>	<b>Units</b>	<b>Spike Level</b>	<b>Source Result</b>	<b>%REC</b>	<b>%REC Limits</b>	<b>RPD</b>	<b>RPD Limit</b>
1,4-Dioxane	< LOQ	ug/g						
2-Butanol	< LOQ	ug/g						
2-Ethoxyethanol	< LOQ	ug/g						
2-Propanol (IPA)	< LOQ	ug/g						
Acetone	< LOQ	ug/g						
Acetonitrile	< LOQ	ug/g						
Benzene	< LOQ	ug/g						
Butanes	< LOQ	ug/g						
Cyclohexane	< LOQ	ug/g						
Dichloromethane (methylene chloride)	< LOQ	ug/g						
Ethyl acetate	< LOQ	ug/g						
Ethyl ether	< LOQ	ug/g						
Ethylbenzene	< LOQ	ug/g						
Ethylene glycol	< LOQ	ug/g						
Ethylene oxide	< LOQ	ug/g						
Heptane	< LOQ	ug/g						
Hexanes	< LOQ	ug/g						
Isopropyl acetate	< LOQ	ug/g						
Isopropylbenzene (cumene)	< LOQ	ug/g						
Methanol	< LOQ	ug/g						
Pentanes	< LOQ	ug/g						
Propane	< LOQ	ug/g						
Tetrahydrofuran	< LOQ	ug/g						
Toluene	< LOQ	ug/g						
Xylenes	< LOQ	ug/g						

<b>LCS(B180328-BS1)</b>			<b>Extracted - 05/11/18 11:00 Analyzed - 05/11/18 16:29</b>					
<b>Analyte</b>	<b>Result</b>	<b>Units</b>	<b>Spike Level</b>	<b>Source Result</b>	<b>%REC</b>	<b>%REC Limits</b>	<b>RPD</b>	<b>RPD Limit</b>
1,4-Dioxane	555	ug/g	570		97.3	70-130		
2,2-Dimethylbutane	436	ug/g	435		100	70-130		
2-Butanol	3850	ug/g	3500		110	70-130		
2-Ethoxyethanol	255	ug/g	240		106	70-130		
2-Methylbutane (isopentane)	3570	ug/g	3500		102	70-130		
2-Methylpentane/2,3-Dimethylbutane	878	ug/g	870		101	70-130		
2-Propanol (IPA)	4070	ug/g	3500		116	70-130		

  
Brian Weigel  
Lab Director

These results relate only to the sample included on this report. The report may not be reproduced except in full, without the written permission of SC Laboratories. Samples tested in accordance with Oregon Administrative Rules, TNI 2009 Standard and SC Laboratories quality assurance plan unless otherwise noted.




## Quality Control

### Solvent Analysis (Continued)

**Batch: B180328 - Residual Solvent Prep (Continued)**

LCS(B180328-BS1)		Extracted - 05/11/18 11:00 Analyzed - 05/11/18 16:29						
Analyte	Result	Units	Spike Level	Source Result	%REC	%REC Limits	RPD	RPD Limit
3-Methylpentane	428	ug/g	435		98.4	70-130		
Acetone	3870	ug/g	3500		110	70-130		
Acetonitrile	674	ug/g	615		110	70-130		
Benzene	2.89	ug/g	3.00		96.4	70-130		
Cyclohexane	6270	ug/g	5820		108	70-130		
Dichloromethane (methylene chloride)	983	ug/g	900		109	70-130		
Ethyl acetate	3760	ug/g	3500		108	70-130		
Ethyl ether	3760	ug/g	3500		108	70-130		
Ethylbenzene	3170	ug/g	3250		97.4	70-130		
Ethylene glycol	1080	ug/g	930		116	70-130		
Heptane	3630	ug/g	3500		104	70-130		
Isopropyl acetate	3730	ug/g	3500		107	70-130		
Isopropylbenzene (cumene)	97.5	ug/g	105		92.8	70-130		
m,p-Xylene	6530	ug/g	6510		100	70-130		
Methanol	3010	ug/g	2500		120	70-130		
n-Hexane	432	ug/g	435		99.4	70-130		
n-Pentane	3690	ug/g	3500		105	70-130		
Tetrahydrofuran	1090	ug/g	1080		101	70-130		
Toluene	1300	ug/g	1340		97.3	70-130		
o-Xylene	3140	ug/g	3250		96.5	70-130		

Matrix Spike(B180328-MS1)		Extracted - 05/11/18 11:00 Analyzed - 05/11/18 16:50						
Analyte	Result	Units	Spike Level	Source Result	%REC	%REC Limits	RPD	RPD Limit
1,4-Dioxane	500	ug/g	543	< LOQ	92.2	70-130		
2,2-Dimethylbutane	398	ug/g	414	< LOQ	96.0	70-130		
2-Butanol	3560	ug/g	3330	< LOQ	107	70-130		
2-Ethoxyethanol	233	ug/g	229	< LOQ	102	70-130		
2-Methylbutane (isopentane)	3190	ug/g	3330	< LOQ	95.6	70-130		
2-Methylpentane/2,3-Dimethylbutane	807	ug/g	829	< LOQ	97.4	70-130		
2-Propanol (IPA)	3660	ug/g	3330	< LOQ	110	70-130		
3-Methylpentane	398	ug/g	414	< LOQ	96.1	70-130		
Acetone	3470	ug/g	3330	180	98.8	70-130		
Acetonitrile	607	ug/g	586	37.6	97.2	70-130		
Benzene	2.91	ug/g	2.86	< LOQ	102	70-130		
Cyclohexane	6010	ug/g	5550	< LOQ	108	70-130		

  
 Brian Weigel  
 Lab Director

These results relate only to the sample included on this report. The report may not be reproduced except in full, without the written permission of SC Laboratories. Samples tested in accordance with Oregon Administrative Rules, TNI 2009 Standard and SC Laboratories quality assurance plan unless otherwise noted.


## Quality Control

### Solvent Analysis (Continued)

**Batch: B180328 - Residual Solvent Prep (Continued)**

Matrix Spike(B180328-MS1)			Extracted - 05/11/18 11:00 Analyzed - 05/11/18 16:50					
Analyte	Result	Units	Spike Level	Source Result	%REC	%REC Limits	RPD	RPD Limit
Dichloromethane (methylene chloride)	925	ug/g	857	< LOQ	108	70-130		
Ethyl acetate	3440	ug/g	3330	237	96.2	70-130		
Ethyl ether	3390	ug/g	3330	< LOQ	102	70-130		
Ethylbenzene	3160	ug/g	3100	< LOQ	102	70-130		
Ethylene glycol	980	ug/g	886	< LOQ	111	70-130		
Heptane	3510	ug/g	3330	< LOQ	105	70-130		
Isopropyl acetate	3380	ug/g	3330	< LOQ	101	70-130		
Isopropylbenzene (cumene)	98.4	ug/g	100	< LOQ	98.4	70-130		
m,p-Xylene	6460	ug/g	6200	< LOQ	104	70-130		
Methanol	2760	ug/g	2380	88.5	112	70-130		
n-Hexane	403	ug/g	414	< LOQ	97.2	70-130		
n-Pentane	3350	ug/g	3330	< LOQ	100	70-130		
Tetrahydrofuran	971	ug/g	1030	< LOQ	94.4	70-130		
Toluene	1280	ug/g	1270	< LOQ	100	70-130		
o-Xylene	3120	ug/g	3100	< LOQ	101	70-130		

Matrix Spike Dup(B180328-MSD1)			Extracted - 05/11/18 11:00 Analyzed - 05/11/18					
Analyte	Result	Units	Spike Level	Source Result	%REC	%REC Limits	RPD	RPD Limit
1,4-Dioxane	511	ug/g	547	< LOQ	93.4	70-130	2.16	30
2,2-Dimethylbutane	416	ug/g	418	< LOQ	99.7	70-130	4.54	30
2-Butanol	3590	ug/g	3360	< LOQ	107	70-130	0.822	30
2-Ethoxyethanol	237	ug/g	230	< LOQ	103	70-130	1.99	30
2-Methylbutane (isopentane)	3320	ug/g	3360	< LOQ	98.9	70-130	4.28	30
2-Methylpentane/2,3-Dimethylbutane	846	ug/g	836	< LOQ	101	70-130	4.68	30
2-Propanol (IPA)	3770	ug/g	3360	< LOQ	112	70-130	2.99	30
3-Methylpentane	418	ug/g	418	< LOQ	100	70-130	4.83	30
Acetone	3630	ug/g	3360	180	103	70-130	4.53	30
Acetonitrile	635	ug/g	591	37.6	101	70-130	4.56	30
Benzene	2.68	ug/g	2.88	< LOQ	93.1	70-130	8.26	30
Cyclohexane	6170	ug/g	5590	< LOQ	110	70-130	2.73	30
Dichloromethane (methylene chloride)	966	ug/g	864	< LOQ	112	70-130	4.25	30
Ethyl acetate	3540	ug/g	3360	237	98.2	70-130	2.74	30
Ethyl ether	3560	ug/g	3360	< LOQ	106	70-130	4.80	30
Ethylbenzene	3150	ug/g	3120	< LOQ	101	70-130	0.435	30
Ethylene glycol	963	ug/g	893	< LOQ	108	70-130	1.66	30

  
Brian Weigel  
Lab Director

These results relate only to the sample included on this report. The report may not be reproduced except in full, without the written permission of SC Laboratories. Samples tested in accordance with Oregon Administrative Rules, TNI 2009 Standard and SC Laboratories quality assurance plan unless otherwise noted.

## Quality Control Solvent Analysis (Continued)

**Batch: B180328 - Residual Solvent Prep (Continued)**

Matrix Spike Dup(B180328-MSD1)			Extracted - 05/11/18 11:00 Analyzed - 05/11/18					
Analyte	Result	Units	Spike Level	Source Result	%REC	%REC Limits	RPD	RPD Limit
Heptane	3600	ug/g	3360	< LOQ	107	70-130	2.48	30
Isopropyl acetate	3460	ug/g	3360	< LOQ	103	70-130	2.42	30
Isopropylbenzene (cumene)	97.1	ug/g	101	< LOQ	96.3	70-130	1.31	30
m,p-Xylene	6420	ug/g	6250	< LOQ	103	70-130	0.623	30
Methanol	2910	ug/g	2400	88.5	117	70-130	5.29	30
n-Hexane	423	ug/g	418	< LOQ	101	70-130	4.88	30
n-Pentane	3500	ug/g	3360	< LOQ	104	70-130	4.38	30
Tetrahydrofuran	995	ug/g	1040	< LOQ	95.9	70-130	2.48	30
Toluene	1300	ug/g	1280	< LOQ	101	70-130	1.34	30
o-Xylene	3100	ug/g	3120	< LOQ	99.4	70-130	0.536	30


  
 Brian Weigel  
 Lab Director

These results relate only to the sample included on this report. The report may not be reproduced except in full, without the written permission of SC Laboratories. Samples tested in accordance with Oregon Administrative Rules, TNI 2009 Standard and SC Laboratories quality assurance plan unless otherwise noted.

## Quality Control Terpene Analysis

**Batch: B180331 - Potency/Terpenes**

Blank(B180331-BLK1)			Extracted - 05/11/18 11:04 Analyzed - 05/14/18 13:44					
Analyte	Result	Units	Spike Level	Source Result	%REC	%REC Limits	RPD	RPD Limit
alpha Pinene	< LOQ	%						
Myrcene	< LOQ	%						
alpha Phellandrene	< LOQ	%						
3-Carene	< LOQ	%						
alpha Terpinene	< LOQ	%						
Limonene	< LOQ	%						
Terpinolene	< LOQ	%						
Linalool	< LOQ	%						
Fenchol	< LOQ	%						
Borneol	< LOQ	%						
Terpineol	< LOQ	%						
Geraniol	< LOQ	%						
alpha Humulene	< LOQ	%						
beta Caryophyllene	< LOQ	%						
Caryophyllene Oxide	< LOQ	%						
alpha Bisabolol	< LOQ	%						
Camphene	< LOQ	%						
beta Pinene	< LOQ	%						
Ocimene	< LOQ	%						
Sabinene	< LOQ	%						
Camphor	< LOQ	%						
Isoborneol	< LOQ	%						
Menthol	< LOQ	%						
alpha Cedrene	< LOQ	%						
Nerolidol	< LOQ	%						
R-(+)-Pulegone	< LOQ	%						
Eucalyptol	< LOQ	%						
p-Cymene	< LOQ	%						
(-)-Isopulegol	< LOQ	%						
Geranyl Acetate	< LOQ	%						
Guaiol	< LOQ	%						
Valencene	< LOQ	%						
Phytol	< LOQ	%						
Citronellol	< LOQ	%						
gamma-Terpinene	< LOQ	%						

  
\_\_\_\_\_  
Brian Weigel  
Lab Director


These results relate only to the sample included on this report. The report may not be reproduced except in full, without the written permission of SC Laboratories. Samples tested in accordance with Oregon Administrative Rules, TNI 2009 Standard and SC Laboratories quality assurance plan unless otherwise noted.

## Quality Control

### Terpene Analysis (Continued)

**Batch: B180331 - Potency/Terpenes (Continued)**

Duplicate(B180331-DUP1)		Extracted - 05/11/18 11:04 Analyzed - 05/14/18 16:33						
Analyte	Result	Units	Spike Level	Source Result	%REC	%REC Limits	RPD	RPD Limit
alpha Pinene	< LOQ	%		< LOQ				20
Myrcene	0.171	%		0.154			10.8	20
alpha Phellandrene	< LOQ	%		< LOQ				20
3-Carene	< LOQ	%		< LOQ				20
alpha Terpinene	< LOQ	%		< LOQ				20
Limonene	0.152	%		0.143			6.17	20
Terpinolene	< LOQ	%		< LOQ				20
Linalool	0.164	%		< LOQ				20
Fenchol	0.095	%		0.096			1.31	20
Borneol	< LOQ	%		< LOQ				20
Terpineol	0.108	%		0.224			69.6	20
Geraniol	< LOQ	%		< LOQ				20
alpha Humulene	0.897	%		0.835			7.15	20
beta Caryophyllene	2.515	%		2.470			1.83	20
Caryophyllene Oxide	0.234	%		< LOQ				20
alpha Bisabolol	0.753	%		0.756			0.425	20
Camphene	< LOQ	%		< LOQ				20
beta Pinene	< LOQ	%		< LOQ				20
Ocimene	< LOQ	%		< LOQ				20
Sabinene	< LOQ	%		< LOQ				20
Camphor	< LOQ	%		0.097				20
Isoborneol	< LOQ	%		< LOQ				20
Menthol	< LOQ	%		< LOQ				20
alpha Cedrene	< LOQ	%		< LOQ				20
Nerolidol	0.234	%		0.297			23.8	20
R-(+)-Pulegone	< LOQ	%		< LOQ				20
Eucalyptol	< LOQ	%		< LOQ				20
p-Cymene	< LOQ	%		< LOQ				20
(-)-Isopulegol	< LOQ	%		< LOQ				20
Geranyl Acetate	0.120	%		< LOQ				20
Guaiol	< LOQ	%		< LOQ				20
Valencene	0.509	%		< LOQ				20
Phytol	5.963	%		5.900			1.06	20
Citronellol	< LOQ	%		< LOQ				20
gamma-Terpinene	< LOQ	%		< LOQ				20

  
Brian Weigel  
Lab Director

These results relate only to the sample included on this report. The report may not be reproduced except in full, without the written permission of SC Laboratories. Samples tested in accordance with Oregon Administrative Rules, TNI 2009 Standard and SC Laboratories quality assurance plan unless otherwise noted.

Client: OM Ext Client License: 10051970949 Date: 5/10/2018 Thermometer ID: 1  
 Location: 500 industrial Cir Requestor: Jamie Event ID: 18EOM10 Balance ID: 1  
 Sampling SOP: SC-OR-SAMP-003 Sampler: Joel Transporter: Joel Hygrometer ID: 5

Lab ORELAP ID: 4133  
 Lab OLCC ID: 1004748743D

Weight used (g)	Weight Set ID	Acceptance Criteria	Initial Measured	Initial P/F	Final Measured	Final P/F
0.5	1	±2.5%				
200		±2.5%				



Container Type	METRC Harvest/Processing Lot ID #:				Product Type	Client Sample Name	Product Date	Batch Size (g)
Jar	3562				Concentrate	Jet Fuel OG Co2 oil		2724
METRC Batch ID	Product Temp (°C)	Humidity (%)	# of Containers	Sample Media	# Zones	# of Inc.	1° Sample (g)	Sample Name
		49.9		vial	3	8	1	Jet Fuel OG Co2 oil Primary
Lab Sample ID	Container ID		Increment Zone	Sampling Media Wt. (g)	Wt. Inc+Media (g)	Increment Weight (g)	Sample METRC ID#	
0	#NUM!		#NUM!	10.4	11.28	0.8	#NUM!	
0	#NUM!		#NUM!	#NUM!		0.8	#NUM!	
0	#NUM!		#NUM!	#NUM!		0.81	#NUM!	
0	#NUM!		#NUM!	#NUM!		0.79	#NUM!	
0	#NUM!		#NUM!	#NUM!		0.68	#NUM!	
0	#NUM!		#NUM!	#NUM!		0.68	#NUM!	
0	#NUM!		#NUM!	#NUM!		0.81	#NUM!	
0	#NUM!		#NUM!	#NUM!		0.82	#NUM!	
					Total Primary Mass = 6.19		Primary + Duplicate Mass = 0 g	

Observations and Abnormalities:	Batch #	Marks/Labels	Cont. Types/Sizes	Uniform	Plant Colors	Shape and Size	Sampling Plan

METRC Batch ID	Product Temp (°C)	Humidity (%)	# of Containers	Sample Media	# Zones	# of Inc.	1° Sample (g)	Sample Name
		49.9		vial	3	8	1	Jet Fuel OG Co2 oil Duplicate
Lab Sample ID	Container ID		Increment Zone	Sampling Media Wt. (g)	Wt. Inc+Media (g)	Increment Weight (g)	Sample METRC ID#	
	#NUM!		#NUM!			0.65	#NUM!	
0	#NUM!		#NUM!	#NUM!		0.67	#NUM!	
0	#NUM!		#NUM!	#NUM!		0.81	#NUM!	
0	#NUM!		#NUM!	#NUM!		0.74	#NUM!	
0	#NUM!		#NUM!	#NUM!		0.72	#NUM!	
0	#NUM!		#NUM!	#NUM!		0.73	#NUM!	
0	#NUM!		#NUM!	#NUM!		0.76	#NUM!	
0	#NUM!		#NUM!	#NUM!		0.89	#NUM!	
					Total Duplicate Mass = 5.97		Primary + Duplicate Mass = 0 g	

Batch #	Marks/Labels	Cont. Types/Sizes	Uniform	Plant Colors	Shape and Size	Sampling Plan

Observations and Abnormalities:

--	--	--	--	--	--	--	--



**OREGON LIQUOR CONTROL COMMISSION  
CANNABIS TRANSPORTATION MANIFEST**



18E0030

All sales transactions are to be completed prior to transportation of any CANNABIS. The receiving entity may reject product delivered, but amount delivered must be limited to amount agreed upon in prior sales transaction.

<b>Manifest #:</b>	<b>0000702635</b>	<b>Date Created:</b>	<b>5/10/2018 10:42 AM</b>
<b>Originating Entity:</b>	OM Extracts	<b>For OLCC Use Only</b>	
<b>Originating License Number:</b>	030-10051970949		
<b>Address of Originating Entity:</b>	500 Industrial Circle, Units E, F, G, and H White City, OR 97503		
<b>Phone No. of Originating Entity:</b>	503-688-3289		
<b>Contact Phone No. for inquiries:</b>	<b>503-688-3289</b>		
<b>Destination # 1:</b>	<b>SC Laboratories</b>	<b>Destination Phone No.:</b>	<b>707-339-0050</b>
<b>Destination License Number:</b>	010-1004748743D	<b>Date and Approximate Time of Departure:</b>	5/10/2018 10:37 AM
<b>Address of Destination:</b>	15865 SW 74th Avenue Ste 110 Tigard, OR 97224	<b>Date and Approximate Time of Arrival:</b>	5/10/2018 8:37 PM
		<b>Date/Time Received:</b>	
<b>Route to be Traveled:</b>	<b>Notes: details for extenuating circumstances (e.g., road closure, flat tire, etc.)</b>		
fastest GPS route to 15745 SW 74th Ave, Tigard, OR 97224			
<b>Name of Person Transporting:</b>	Joel Glimpse	<b>Handler Permit No. of Driver:</b>	102682
<b>State Driver's License No.:</b>	9474950	<b>Signature of Person Transporting:</b>	
<b>Make, Model, License Plate No.:</b>	dodge 3500 614 FEF		
<b>Package Label</b>	<b>Harvest Name</b>	<b>Item Name</b>	<b>Weight/Quantity</b>
1A4010300014ADD000003561 Status: Shipped	JF 10/11, Rude Boi 10/19, sfv 10/11, sfv og 10/19, TOG	Jet Fuel OG CO2 Oil (Extracts)	Shp: 12.1900 g
<b>PRODUCT REJECTION (if only a portion of shipment is rejected, circle that portion above)</b>			
<b>Name of Person Receiving or Rejecting Product:</b>			
I confirm that the contents of this shipment match weight records entered above, and I agree to take custody of those portions of this shipment <i>not</i> circled above. Those portions circled were returned to the individual delivering this shipment.			
<b>Signature:</b>		<b>Date:</b>	5/10/18
<b>Signature of individual taking receipt of rejected portion of this shipment:</b>			



# CHAIN OF CUSTODY

SC Laboratories Oregon LLC  
 15865 SW 74th Avenue, Ste 110  
 Tigard OR, 97224  
 (503) 272-8630  
 ORELAP ID # 4133  
 www.sclabs.com

Client: OM ex  
 Address: 500 1st  
 Date Sampled: 1005197099  
 OLCC License #: 1005197099  
 OLCC License Type: SC Lab  
 Email: SC Lab  
 Phone: 702635  
 Sampler OLCC License #: 010-1004748743D

COC #: ASS-11-1B \* 15P2  
 Work Order #: 18E0030  
 Received By: BW/AS  
 Received Date: 5/10/18  
 Courier: Soel  
 Name of Sampler: Soel  
 Transfer Manifest #: 702635  
 Place where Sampled:

18E0030



Sample Type Legend  
 U - Usable Marijuana  
 C - Concentrate  
 P - Product  
 O - Other

Sample Name	Time	METRC Label	Unique-Batch-Number Sample	SC Labs LIMS ID	Sample Type	Total Sample Mass	# of Increments	TESTS REQUESTED					Sample Specific Notes
								Potency	Water Activity	Moisture Content	Pesticide	Residual Solvent	
<u>Hot Fuel OG</u>		<u>3562</u>	<u>1735C1</u>	<u>18E0030-01</u> <u>18E0030-02</u>	<u>C</u>	<u>12.19</u>	<u>8</u>	<u>X</u>	<u>X</u>	<u>X</u>	<u>X</u>	<u>X</u>	

Notes/Special Considerations: Opt OUT of Sample Duplicate Yes  No

Samples Relinquished	Samples Received
Print Name: <u>Jawic</u> Date: <u>5/10/18</u> Representative of: <u>OM Extracts</u> Signature: <u>[Signature]</u> Time: <u>10:30</u>	Print Name: <u>Soel</u> Date: <u>5/10/18</u> Representative of: <u>SC Labs</u> Signature: <u>[Signature]</u> Time: <u>10:50</u>
Print Name: <u>Soel</u> Date: <u>5/10/18</u> Representative of: <u>SC Labs</u> Signature: <u>[Signature]</u> Time: <u>10:50</u>	Print Name: <u>Soel</u> Date: <u>5/10/18</u> Representative of: <u>SC Labs</u> Signature: <u>[Signature]</u> Time: <u>17:00</u>

IM 02 to 02 out  
DA 200 out 199.0g