

Sample Name: **Quantum Kush FECO Primary**
Tested for: **OM Extracts**
Compliance Extract

Laboratory ID: 19B0081-07

Matrix: Extracts and Concentrates

Sample Metrc ID: 1A4010300014ADD000011482

Lot # NA

Date Sampled: 02/20/19 12:06

Batch RFID: 1A4010300014ADD000011479

Date Accepted: 02/21/19

Batch Size: 1399 (g)



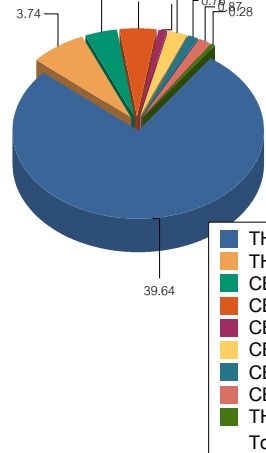
Potency Analysis

Date Extracted: 02/25/19

Analysis Method/SOP: Potency

Date Analyzed: 02/26/19

* - ORELAP certified analyte

Cannabinoids	% weight	mg/g	LOQ (%)	Cannabinoids Profile
Total THC ((THCA*0.877)+d9)	42.92	429.2	0.15	
Total CBD ((CBDA*0.877)+CBD)	4.20	42	0.15	
d9-THC (d9-Tetrahydrocannabinol)*	39.64	396.4	0.15	
d8-THC (d8-Tetrahydrocannabinol)*	< LOQ	< LOQ	0.20	
THCA (d9-Tetrahydrocannabinolic Acid)*	3.74	37.4	0.30	
CBD (Cannabidiol)*	2.14	21.4	0.15	
CBDA (Cannabidiolic Acid)*	2.35	23.5	0.30	
CBN (Cannabinol)*	0.57	5.7	0.15	
CBG (Cannabigerol)*	1.29	12.9	0.20	
CBGA (Cannabigerolic Acid)	0.76	7.6	0.20	
CBDV (Cannabidivarin)*	< LOQ	< LOQ	0.20	
CBDVA (Cannabidivarinic Acid)	< LOQ	< LOQ	0.20	
CBC (Cannabichromene)*	0.87	8.7	0.20	
THCV (Tetrahydrocannabivarin)	0.28	2.8	0.20	
Total Cannabinoids	51.64	516.4	0.15	

<LOQ - Results below the Limit of Quantitation - Compound not detected



Brian Weigel
Lab Director

These results relate only to the sample included on this report. The report may not be reproduced except in full, without the written permission of SC Laboratories. Samples tested in accordance with Oregon Administrative Rules, TNI 2009 Standard and SC Laboratories quality assurance plan unless otherwise noted.

Sample Name: **Quantum Kush FECO Duplicate**
Tested for: **OM Extracts**
Compliance Extract

Laboratory ID: 19B0081-08

Matrix: Extracts and Concentrates

Sample Metrc ID: 1A4010300014ADD000011482

Lot # NA

Date Sampled: 02/20/19 12:07

Batch RFID: 1A4010300014ADD000011479

Date Accepted: 02/21/19

Batch Size: 1399 (g)



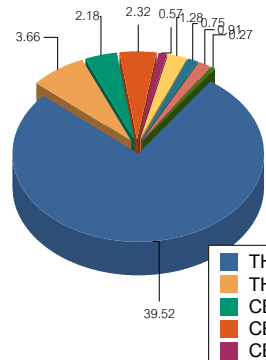
Potency Analysis

Date Extracted: 02/25/19

Analysis Method/SOP: Potency

Date Analyzed: 02/26/19

* - ORELAP certified analyte

Cannabinoids	% weight	mg/g	LOQ (%)	Cannabinoids Profile																				
Total THC ((THCA*0.877)+d9)	42.73	427.3	0.14	 <table border="1"> <tr><td>THC</td><td>39.52</td></tr> <tr><td>THCA</td><td>3.66</td></tr> <tr><td>CBD</td><td>2.18</td></tr> <tr><td>CBDA</td><td>2.32</td></tr> <tr><td>CBN</td><td>0.57</td></tr> <tr><td>CBG</td><td>1.28</td></tr> <tr><td>CBGA</td><td>0.75</td></tr> <tr><td>CBC</td><td>0.91</td></tr> <tr><td>THCV</td><td>0.27</td></tr> <tr><td>Total</td><td>51.47</td></tr> </table>	THC	39.52	THCA	3.66	CBD	2.18	CBDA	2.32	CBN	0.57	CBG	1.28	CBGA	0.75	CBC	0.91	THCV	0.27	Total	51.47
THC	39.52																							
THCA	3.66																							
CBD	2.18																							
CBDA	2.32																							
CBN	0.57																							
CBG	1.28																							
CBGA	0.75																							
CBC	0.91																							
THCV	0.27																							
Total	51.47																							
Total CBD ((CBDA*0.877)+CBD)	4.22	42.2	0.14																					
d9-THC (d9-Tetrahydrocannabinol)*	39.52	395.2	0.14																					
d8-THC (d8-Tetrahydrocannabinol)*	< LOQ	< LOQ	0.19																					
THCA (d9-Tetrahydrocannabinolic Acid)*	3.66	36.6	0.29																					
CBD (Cannabidiol)*	2.18	21.8	0.14																					
CBDA (Cannabidiolic Acid)*	2.32	23.2	0.29																					
CBN (Cannabinol)*	0.57	5.7	0.14																					
CBG (Cannabigerol)*	1.28	12.8	0.19																					
CBGA (Cannabigerolic Acid)	0.75	7.5	0.19																					
CBDV (Cannabidivarin)*	< LOQ	< LOQ	0.19																					
CBDVA (Cannabidivarinic Acid)	< LOQ	< LOQ	0.19																					
CBC (Cannabichromene)*	0.91	9.1	0.19																					
THCV (Tetrahydrocannabivarin)	0.27	2.7	0.19																					
Total Cannabinoids	51.47	514.7	0.14																					

<LOQ - Results below the Limit of Quantitation - Compound not detected

Sample Name: **Quantum Kush FECO**

Sample Metrc ID: 1A4010300014ADD000011482

	Primary Result %	Duplicate Result %	Average %	% RPD	Pass/Fail (<20%RPD)
Total THC ((THCA*0.877)+d9)	42.92	42.73	42.83	0.444	PASS



Brian Weigel
Lab Director

These results relate only to the sample included on this report. The report may not be reproduced except in full, without the written permission of SC Laboratories. Samples tested in accordance with Oregon Administrative Rules, TNI 2009 Standard and SC Laboratories quality assurance plan unless otherwise noted.

Sample Name: Quantum Kush FECO Primary	Date Sampled: 02/20/19 12:06
Tested for: OM Extracts	Date Accepted: 02/21/19
Compliance Extract	
Laboratory ID: 19B0081-07	Sample Metrc ID: 1A4010300014ADD000011482
Matrix: Extracts and Concentrates	Batch RFID: 1A4010300014ADD000011479
Lot # NA	Batch Size: 1399 (g)

Terpene Analysis

Date Extracted: 02/25/19	Analysis Method/SOP: Terpenes				
Date Analyzed: 02/26/19					
Analyte	Result (%)	LOQ	Analyte	Result	LOQ
alpha Pinene	0.772	0.099	Myrcene	1.182	0.099
alpha Phellandrene	< LOQ	0.099	3-Carene	< LOQ	0.099
alpha Terpinene	< LOQ	0.099	Limonene	0.882	0.099
Terpinolene	0.099	0.099	Linalool	< LOQ	0.099
Fenchol	0.268	0.099	Borneol	< LOQ	0.099
Terpineol	0.252	0.099	Geraniol	< LOQ	0.099
alpha Humulene	1.321	0.099	beta Caryophyllene	3.753	0.099
Caryophyllene Oxide	0.167	0.099	alpha Bisabolol	< LOQ	0.099
Camphene	< LOQ	0.099	beta Pinene	0.199	0.099
Ocimene	< LOQ	0.099	Sabinene	< LOQ	0.099
Camphor	< LOQ	0.099	Isoborneol	< LOQ	0.099
Menthol	< LOQ	0.099	alpha Cedrene	< LOQ	0.099
Nerolidol	0.370	0.099	R-(+)-Pulegone	< LOQ	0.099
Eucalyptol	< LOQ	0.099	p-Cymene	< LOQ	0.099
(-)-Isopulegol	< LOQ	0.099	Geranyl Acetate	0.130	0.099
Guaiol	0.624	0.099	Valencene	< LOQ	0.099
Phytol	0.216	0.099	Citronellol	< LOQ	0.099
gamma-Terpinene	< LOQ	0.099			
			Total Terpenes	10.24 %	

<LOQ - Results below the Limit of Quantitation - Compound not detected
 Terpene Analysis is not ORELAP Accredited.

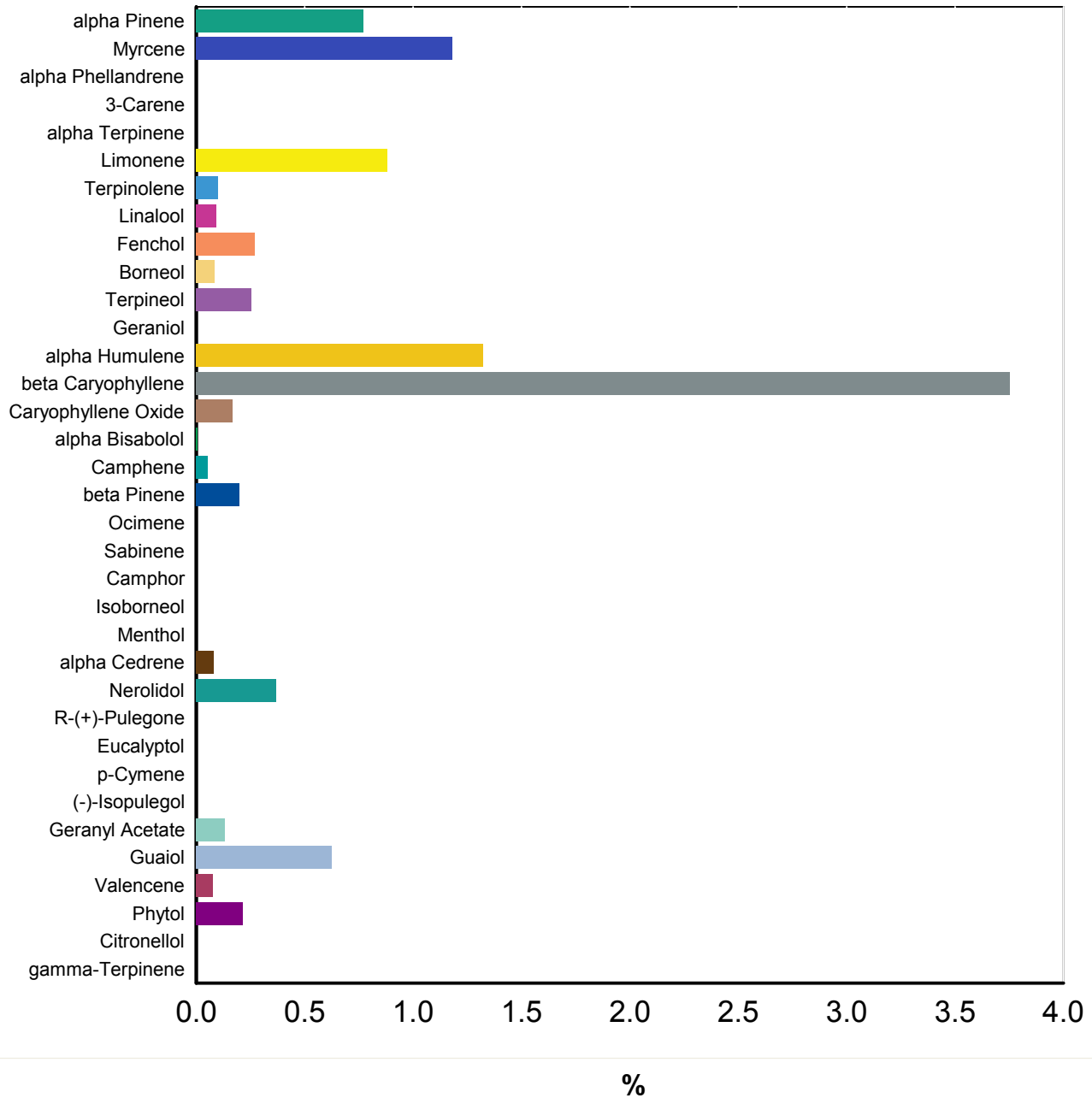


Brian Weigel
 Lab Director

These results relate only to the sample included on this report. The report may not be reproduced except in full, without the written permission of SC Laboratories. Samples tested in accordance with Oregon Administrative Rules, TNI 2009 Standard and SC Laboratories quality assurance plan unless otherwise noted.

Sample Name: Quantum Kush FECO	Date Sampled: 02/20/19 12:06
Tested for: OM Extracts	Date Accepted: 02/21/19 18:11
Compliance Extract	
Laboratory ID: 19B0081-07	Matrix: Extracts and
Client/Metric ID: 1A4010300014ADD000011482	

Terpene Profile




Brian Weigel
Lab Director

These results relate only to the sample included on this report. The report may not be reproduced except in full, without the written permission of SC Laboratories. Samples tested in accordance with Oregon Administrative Rules, TNI 2009 Standard and SC Laboratories quality assurance plan unless otherwise noted.

Sample Name: **Quantum Kush FECO Primary** Date Sampled: **02/20/19 12:06**
 Tested for: **OM Extracts** Date Accepted: **02/21/19**
Compliance Extract

Laboratory ID: **19B0081-07** Sample Metrc ID: **1A4010300014ADD000011482**
 Matrix: **Extracts and Concentrates** Batch RFID: **1A4010300014ADD000011479**
 Lot # **NA** Batch Size: **1399 (g)**

Pesticide Analysis in ppm

Date Extracted: 02/25/19 Analysis Method/SOP: Pesticides
 Date Analyzed: 02/26/19 Results above the action levels are highlighted in red #.

Analyte	Result	Action Level	LOQ	Analyte	Result	Action Level	LOQ
Abamectin	< LOQ	0.5	0.241	Acephate	< LOQ	0.4	0.193
Acequinocyl	< LOQ	2	0.966	Acetamiprid	< LOQ	0.2	0.097
Aldicarb	< LOQ	0.4	0.193	Azoxystrobin	< LOQ	0.2	0.097
Bifenazate	< LOQ	0.2	0.097	Bifenthrin	< LOQ	0.2	0.097
Boscalid	< LOQ	0.4	0.193	Carbaryl	< LOQ	0.2	0.097
Carbofuran	< LOQ	0.2	0.097	Chlorantraniliprole	< LOQ	0.2	0.097
Chlorfenapyr	< LOQ	1	0.483	Chlorpyrifos	< LOQ	0.2	0.097
Clofentezine	< LOQ	0.2	0.097	Cyfluthrin	< LOQ	1	0.483
Cypermethrin	< LOQ	1	0.483	Daminozide	< LOQ	1	0.483
DDVP (Dichlorvos)	< LOQ	1	0.483	Diazinon	< LOQ	0.2	0.097
Dimethoate	< LOQ	0.2	0.097	Ethoprophos	< LOQ	0.2	0.097
Etofenprox	< LOQ	0.4	0.193	Etoxazole	< LOQ	0.2	0.097
Fenoxycarb	< LOQ	0.2	0.097	Fenpyroximate	< LOQ	0.4	0.193
Fipronil	< LOQ	0.4	0.193	Fonicamid	< LOQ	1	0.483
Fludioxonil	< LOQ	0.4	0.193	Hexythiazox	< LOQ	1	0.483
Imazalil	< LOQ	0.2	0.097	Imidacloprid	< LOQ	0.4	0.193
Kresoxim-methyl	< LOQ	0.4	0.193	Malathion	< LOQ	0.2	0.097
Metalaxyl	< LOQ	0.2	0.097	Methiocarb	< LOQ	0.2	0.097
Methomyl	< LOQ	0.4	0.193	Methyl parathion	< LOQ	0.2	0.097
MGK-264	< LOQ	0.2	0.097	Myclobutanil	< LOQ	0.2	0.097
Naled	< LOQ	0.5	0.241	Oxamyl	< LOQ	1	0.483
Paclobutrazol	< LOQ	0.4	0.193	Permethrins (total)	< LOQ	0.2	0.097
Phosmet	< LOQ	0.2	0.097	Piperonyl butoxide	< LOQ	2	0.483
Prallethrin	< LOQ	0.2	0.097	Propiconazole	< LOQ	0.4	0.193
Propoxur	< LOQ	0.2	0.097	Pyrethrins (total)	< LOQ	1	0.483
Pyridaben	< LOQ	0.2	0.097	Spinosad	< LOQ	0.2	0.097
Spiromesifen	< LOQ	0.2	0.097	Spirotetramat	< LOQ	0.2	0.097
Spiroxamine	< LOQ	0.4	0.193	Tebuconazole	< LOQ	0.4	0.193
Thiacloprid	< LOQ	0.2	0.097	Thiamethoxam	< LOQ	0.2	0.097
Trifloxystrobin	< LOQ	0.2	0.097				

<LOQ - Results below the Limit of Quantitation - Compound not detected



Brian Weigel
Lab Director

These results relate only to the sample included on this report. The report may not be reproduced except in full, without the written permission of SC Laboratories. Samples tested in accordance with Oregon Administrative Rules, TNI 2009 Standard and SC Laboratories quality assurance plan unless otherwise noted.

Sample Name: **Quantum Kush FECO Duplicate** Date Sampled: **02/20/19 12:07**
 Tested for: **OM Extracts** Date Accepted: **02/21/19**
Compliance Extract

Laboratory ID: **19B0081-08** Sample Metrc ID: **1A4010300014ADD000011482**
 Matrix: **Extracts and Concentrates** Batch RFID: **1A4010300014ADD000011479**
 Lot # **NA** Batch Size: **1399 (g)**

Pesticide Analysis in ppm

Date Extracted: 02/25/19 Analysis Method/SOP: Pesticides
 Date Analyzed: 02/26/19 Results above the action levels are highlighted in red #.

Analyte	Result	Action Level	LOQ	Analyte	Result	Action Level	LOQ
Abamectin	< LOQ	0.5	0.241	Acephate	< LOQ	0.4	0.193
Acequinocyl	< LOQ	2	0.964	Acetamiprid	< LOQ	0.2	0.096
Aldicarb	< LOQ	0.4	0.193	Azoxystrobin	< LOQ	0.2	0.096
Bifenazate	< LOQ	0.2	0.096	Bifenthrin	< LOQ	0.2	0.096
Boscalid	< LOQ	0.4	0.193	Carbaryl	< LOQ	0.2	0.096
Carbofuran	< LOQ	0.2	0.096	Chlorantraniliprole	< LOQ	0.2	0.096
Chlorfenapyr	< LOQ	1	0.482	Chlorpyrifos	< LOQ	0.2	0.096
Clofentezine	< LOQ	0.2	0.096	Cyfluthrin	< LOQ	1	0.482
Cypermethrin	< LOQ	1	0.482	Daminozide	< LOQ	1	0.482
DDVP (Dichlorvos)	< LOQ	1	0.482	Diazinon	< LOQ	0.2	0.096
Dimethoate	< LOQ	0.2	0.096	Ethoprophos	< LOQ	0.2	0.096
Etofenprox	< LOQ	0.4	0.193	Etoxazole	< LOQ	0.2	0.096
Fenoxycarb	< LOQ	0.2	0.096	Fenpyroximate	< LOQ	0.4	0.193
Fipronil	< LOQ	0.4	0.193	Fonicamid	< LOQ	1	0.482
Fludioxonil	< LOQ	0.4	0.193	Hexythiazox	< LOQ	1	0.482
Imazalil	< LOQ	0.2	0.096	Imidacloprid	< LOQ	0.4	0.193
Kresoxim-methyl	< LOQ	0.4	0.193	Malathion	< LOQ	0.2	0.096
Metalaxyl	< LOQ	0.2	0.096	Methiocarb	< LOQ	0.2	0.096
Methomyl	< LOQ	0.4	0.193	Methyl parathion	< LOQ	0.2	0.096
MGK-264	< LOQ	0.2	0.096	Myclobutanil	< LOQ	0.2	0.096
Naled	< LOQ	0.5	0.241	Oxamyl	< LOQ	1	0.482
Paclobutrazol	< LOQ	0.4	0.193	Permethrins (total)	< LOQ	0.2	0.096
Phosmet	< LOQ	0.2	0.096	Piperonyl butoxide	< LOQ	2	0.482
Prallethrin	< LOQ	0.2	0.096	Propiconazole	< LOQ	0.4	0.193
Propoxur	< LOQ	0.2	0.096	Pyrethrins (total)	< LOQ	1	0.482
Pyridaben	< LOQ	0.2	0.096	Spinosad	< LOQ	0.2	0.096
Spiromesifen	< LOQ	0.2	0.096	Spirotetramat	< LOQ	0.2	0.096
Spiroxamine	< LOQ	0.4	0.193	Tebuconazole	< LOQ	0.4	0.193
Thiacloprid	< LOQ	0.2	0.096	Thiamethoxam	< LOQ	0.2	0.096
Trifloxystrobin	< LOQ	0.2	0.096				

<LOQ - Results below the Limit of Quantitation - Compound not detected



Brian Weigel
Lab Director

These results relate only to the sample included on this report. The report may not be reproduced except in full, without the written permission of SC Laboratories. Samples tested in accordance with Oregon Administrative Rules, TNI 2009 Standard and SC Laboratories quality assurance plan unless otherwise noted.

Sample Name: **Quantum Kush FECO Primary** Date Sampled: **02/20/19 12:06**
 Tested for: **OM Extracts** Date Accepted: **02/21/19**
Compliance Extract

Laboratory ID: **19B0081-07** Sample Metric ID: **1A4010300014ADD000011482**
 Matrix: **Extracts and Concentrates** Batch RFID: **1A4010300014ADD000011479**
 Lot # **NA** Batch Size: **1399 (g)**

Residual Solvents

Solvent	Results in ug/g	Action Level	LOQ	Date Extracted: 02/25/19
1,4-Dioxane	< LOQ	380	178	Date Analyzed: 02/26/19
2-Butanol	< LOQ	5000	2340	Analysis Method/SOP: RST
2-Ethoxyethanol	< LOQ	160	74.8	
2-Propanol (IPA)	< LOQ	5000	2340	
Acetone	< LOQ	5000	2340	
Acetonitrile	< LOQ	400	192	
Benzene	< LOQ	2	0.935	
Butanes	< LOQ	5000	2340	
Cyclohexane	< LOQ	3880	1810	
Dichloromethane (methylene chloride)	< LOQ	600	280	
Ethyl acetate	< LOQ	5000	2340	
Ethyl ether	< LOQ	5000	2340	
Ethylbenzene	< LOQ	2170	1010	
Ethylene glycol	< LOQ	620	290	
Ethylene oxide	< LOQ	50	23.4	
Heptane	< LOQ	5000	2340	
Hexanes	< LOQ	290	136	
Isopropyl acetate	< LOQ	5000	2340	
Isopropylbenzene (cumene)	< LOQ	70	32.7	
Methanol	< LOQ	3000	1400	
Pentanes	< LOQ	5000	2340	
Propane	< LOQ	5000	2340	
Tetrahydrofuran	< LOQ	720	336	
Toluene	< LOQ	890	416	
Xylenes	< LOQ	2170	1010	

<LOQ - Results below the Limit of Quantitation - Compound not detected
 Results above the Action Level fail state testing requirements and will be highlighted **Red #**.



Brian Weigel
Lab Director

These results relate only to the sample included on this report. The report may not be reproduced except in full, without the written permission of SC Laboratories. Samples tested in accordance with Oregon Administrative Rules, TNI 2009 Standard and SC Laboratories quality assurance plan unless otherwise noted.

Sample Name: Quantum Kush FECO Duplicate	Date Sampled: 02/20/19 12:07
Tested for: OM Extracts	Date Accepted: 02/21/19
Compliance Extract	
Laboratory ID: 19B0081-08	Sample Metric ID: 1A4010300014ADD000011482
Matrix: Extracts and Concentrates	Batch RFID: 1A4010300014ADD000011479
Lot # NA	Batch Size: 1399 (g)

Residual Solvents

Solvent	Results in ug/g	Action Level	LOQ	Date Extracted: 02/25/19
1,4-Dioxane	< LOQ	380	183	Date Analyzed: 02/26/19
2-Butanol	< LOQ	5000	2410	Analysis Method/SOP: RST
2-Ethoxyethanol	< LOQ	160	77.2	
2-Propanol (IPA)	< LOQ	5000	2410	
Acetone	< LOQ	5000	2410	
Acetonitrile	< LOQ	400	198	
Benzene	< LOQ	2	0.965	
Butanes	< LOQ	5000	2410	
Cyclohexane	< LOQ	3880	1870	
Dichloromethane (methylene chloride)	< LOQ	600	290	
Ethyl acetate	< LOQ	5000	2410	
Ethyl ether	< LOQ	5000	2410	
Ethylbenzene	< LOQ	2170	1050	
Ethylene glycol	< LOQ	620	299	
Ethylene oxide	< LOQ	50	24.1	
Heptane	< LOQ	5000	2410	
Hexanes	< LOQ	290	140	
Isopropyl acetate	< LOQ	5000	2410	
Isopropylbenzene (cumene)	< LOQ	70	33.8	
Methanol	< LOQ	3000	1450	
Pentanes	< LOQ	5000	2410	
Propane	< LOQ	5000	2410	
Tetrahydrofuran	< LOQ	720	347	
Toluene	< LOQ	890	429	
Xylenes	< LOQ	2170	1050	

<LOQ - Results below the Limit of Quantitation - Compound not detected
 Results above the Action Level fail state testing requirements and will be highlighted **Red #**.



Brian Weigel
Lab Director

These results relate only to the sample included on this report. The report may not be reproduced except in full, without the written permission of SC Laboratories. Samples tested in accordance with Oregon Administrative Rules, TNI 2009 Standard and SC Laboratories quality assurance plan unless otherwise noted.

Case Narrative

Residual Solvents - Isopropylbenzene above normally accepted recovery criteria in the Matrix Spike and Matrix Spike Duplicate due to pinene coelution. Analyte below the reporting limit in all client samples.

Isopropylbenzene results exceeded the instrument calibration in the Matrix Spike and Matrix Spike Duplicate. Reported results are considered estimates.

Ethylene glycol and 2-Ethoxyethanol above normally accepted recovery criteria in the Blank Spike, Matrix Spike, and Matrix Spike Duplicate. Analyte below reporting limit in all client samples.

Pesticides - Acequinocyl recovered low in BS and MS/MSD, however it recovered above 15%, MS RPD is low, and all samples are ND, so results are acceptable.
Piperonyl butoxide and Acephate recovered low in MS/MSD. However, BS recovered within acceptable limits, MS RPD is low, and all samples are ND, so results are acceptable.

**Quality Control
Potency**

Batch: B190307 - Potency/Terpenes

Blank(B190307-BLK1)			Extracted - 02/25/19 11:53 Analyzed - 02/26/19 19:51					
Analyte	Result	Units	Spike Level	Source Result	%REC	%REC Limits	RPD	RPD Limit
d9-THC (d9-Tetrahydrocannabinol)	< LOQ	%						
d8-THC (d8-Tetrahydrocannabinol)	< LOQ	%						
THCA (d9-Tetrahydrocannabinolic Acid)	< LOQ	%						
CBD (Cannabidiol)	< LOQ	%						
CBDA (Cannabidiolic Acid)	< LOQ	%						
CBN (Cannabinol)	< LOQ	%						
CBG (Cannabigerol)	< LOQ	%						
CBGA (Cannabigerolic Acid)	< LOQ	%						
CBDV (Cannabidivarin)	< LOQ	%						
CBDVA (Cannabidivarinic Acid)	< LOQ	%						
CBC (Cannabichromene)	< LOQ	%						
THCV (Tetrahydrocannabivarin)	< LOQ	%						



Brian Weigel
Lab Director

These results relate only to the sample included on this report. The report may not be reproduced except in full, without the written permission of SC Laboratories. Samples tested in accordance with Oregon Administrative Rules, TNI 2009 Standard and SC Laboratories quality assurance plan unless otherwise noted.

Quality Control Potency (Continued)

Batch: B190307 - Potency/Terpenes (Continued)

Duplicate(B190307-DUP1)			Extracted - 02/25/19 11:53 Analyzed - 02/26/19 20:00					
Analyte	Result	Units	Spike Level	Source Result	%REC	%REC Limits	RPD	RPD Limit
d9-THC (d9-Tetrahydrocannabinol)	1.61	%		1.72			6.37	20
d8-THC (d8-Tetrahydrocannabinol)	< LOQ	%		< LOQ				20
CBD (Cannabidiol)	17.29	%		17.29			0.0279	20
CBDA (Cannabidiolic Acid)	37.12	%		37.09			0.0782	20
CBN (Cannabinol)	< LOQ	%		< LOQ				20
CBG (Cannabigerol)	0.39	%		0.39			0.885	20
CBGA (Cannabigerolic Acid)	0.69	%		0.71			2.39	20
CBDV (Cannabidivarin)	< LOQ	%		< LOQ				20
CBDVA (Cannabidivarinic Acid)	0.19	%		0.20			5.69	20
CBC (Cannabichromene)	0.56	%		0.47			17.4	20
THCV (Tetrahydrocannabivarin)	< LOQ	%		< LOQ				20

LCS(B190307-BS1)			Extracted - 02/25/19 11:53 Analyzed - 02/27/19 12:51					
Analyte	Result	Units	Spike Level	Source Result	%REC	%REC Limits	RPD	RPD Limit
d9-THC (d9-Tetrahydrocannabinol)	0.20	%	0.200		98.6	80-120		
CBD (Cannabidiol)	0.21	%	0.200		105	80-120		
CBDA (Cannabidiolic Acid)	< LOQ	%				80-120		
CBN (Cannabinol)	0.18	%	0.200		89.4	80-120		



Brian Weigel
Lab Director

These results relate only to the sample included on this report. The report may not be reproduced except in full, without the written permission of SC Laboratories. Samples tested in accordance with Oregon Administrative Rules, TNI 2009 Standard and SC Laboratories quality assurance plan unless otherwise noted.

Quality Control Pesticide Analysis

Batch: B190306 - Pesticide Prep

Analyte	Result	Units	Spike Level	Source Result	%REC	%REC Limits	RPD	RPD Limit
Blank(B190306-BLK1)			Extracted - 02/25/19 11:52 Analyzed - 02/26/19 17:35					
Abamectin	< LOQ	ppm						
Acephate	< LOQ	ppm						
Acequinocyl	< LOQ	ppm						
Acetamiprid	< LOQ	ppm						
Aldicarb	< LOQ	ppm						
Azoxystrobin	< LOQ	ppm						
Bifenazate	< LOQ	ppm						
Bifenthrin	< LOQ	ppm						
Boscalid	< LOQ	ppm						
Carbaryl	< LOQ	ppm						
Carbofuran	< LOQ	ppm						
Chlorantraniliprole	< LOQ	ppm						
Chlorfenapyr	< LOQ	ppm						
Chlorpyrifos	< LOQ	ppm						
Clofentezine	< LOQ	ppm						
Cyfluthrin	< LOQ	ppm						
Cypermethrin	< LOQ	ppm						
Daminozide	< LOQ	ppm						
DDVP (Dichlorvos)	< LOQ	ppm						
Diazinon	< LOQ	ppm						
Dimethoate	< LOQ	ppm						
Ethoprophos	< LOQ	ppm						
Etofenprox	< LOQ	ppm						
Etoxazole	< LOQ	ppm						
Fenoxycarb	< LOQ	ppm						
Fenpyroximate	< LOQ	ppm						
Fipronil	< LOQ	ppm						
Fonicamid	< LOQ	ppm						
Fludioxonil	< LOQ	ppm						
Hexythiazox	< LOQ	ppm						
Imazalil	< LOQ	ppm						
Imidacloprid	< LOQ	ppm						
Kresoxim-methyl	< LOQ	ppm						
Malathion	< LOQ	ppm						
Metalaxyl	< LOQ	ppm						



Brian Weigel
Lab Director

These results relate only to the sample included on this report. The report may not be reproduced except in full, without the written permission of SC Laboratories. Samples tested in accordance with Oregon Administrative Rules, TNI 2009 Standard and SC Laboratories quality assurance plan unless otherwise noted.

Quality Control

Pesticide Analysis (Continued)

Batch: B190306 - Pesticide Prep (Continued)

Blank(B190306-BLK1)			Extracted - 02/25/19 11:52 Analyzed - 02/26/19 17:35					
Analyte	Result	Units	Spike Level	Source Result	%REC	%REC Limits	RPD	RPD Limit
Methiocarb	< LOQ	ppm						
Methomyl	< LOQ	ppm						
Methyl parathion	< LOQ	ppm						
MGK-264	< LOQ	ppm						
Myclobutanil	< LOQ	ppm						
Naled	< LOQ	ppm						
Oxamyl	< LOQ	ppm						
Pacllobutrazol	< LOQ	ppm						
Permethrins (total)	< LOQ	ppm						
Phosmet	< LOQ	ppm						
Piperonyl butoxide	< LOQ	ppm						
Prallethrin	< LOQ	ppm						
Propiconazole	< LOQ	ppm						
Propoxur	< LOQ	ppm						
Pyrethrins (total)	< LOQ	ppm						
Pyridaben	< LOQ	ppm						
Spinosad	< LOQ	ppm						
Spiromesifen	< LOQ	ppm						
Spirotetramat	< LOQ	ppm						
Spiroxamine	< LOQ	ppm						
Tebuconazole	< LOQ	ppm						
Thiacloprid	< LOQ	ppm						
Thiamethoxam	< LOQ	ppm						
Trifloxystrobin	< LOQ	ppm						

LCS(B190306-BS1)			Extracted - 02/25/19 11:52 Analyzed - 02/26/19 17:51					
Analyte	Result	Units	Spike Level	Source Result	%REC	%REC Limits	RPD	RPD Limit
Abamectin	0.64	ppm	0.980		65.2	15-150		
Acephate	0.53	ppm	1.00		52.8	51-141		
Acequinocyl	< LOQ	ppm	1.00			24-84		
Acetamiprid	1.41	ppm	1.00		141	50-150		
Aldicarb	0.92	ppm	1.00		92.1	49-146		
Azoxystrobin	0.92	ppm	1.00		92.4	52-136		
Bifenazate	0.90	ppm	1.00		90.0	41-133		
Bifenthrin	0.46	ppm	1.00		45.6	22-130		



Brian Weigel
Lab Director

These results relate only to the sample included on this report. The report may not be reproduced except in full, without the written permission of SC Laboratories. Samples tested in accordance with Oregon Administrative Rules, TNI 2009 Standard and SC Laboratories quality assurance plan unless otherwise noted.

Quality Control Pesticide Analysis (Continued)

Batch: B190306 - Pesticide Prep (Continued)

LCS(B190306-BS1)		Extracted - 02/25/19 11:52 Analyzed - 02/26/19 17:51						
Analyte	Result	Units	Spike Level	Source Result	%REC	%REC Limits	RPD	RPD Limit
Boscalid	0.83	ppm	1.00		83.4	29-144		
Carbaryl	0.97	ppm	1.00		97.2	61-127		
Carbofuran	1.27	ppm	1.00		127	62-136		
Chlorantraniliprole	0.86	ppm	1.00		86.1	41-150		
Chlorfenapyr	0.51	ppm	1.00		50.9	23-143		
Chlorpyrifos	0.63	ppm	1.00		62.8	29-124		
Clofentezine	0.87	ppm	1.00		86.7	40-127		
Cyfluthrin	0.76	ppm	1.00		75.7	32-147		
Cypermethrin	0.65	ppm	1.00		64.6	21-144		
Daminozide	0.20	ppm	1.00		20.1	15-91		
DDVP (Dichlorvos)	0.84	ppm	1.00		84.2	55-150		
Diazinon	0.93	ppm	1.00		93.0	43-127		
Dimethoate	1.05	ppm	1.00		105	62-136		
Ethoprophos	0.80	ppm	1.00		79.8	45-142		
Etofenprox	0.72	ppm	1.00		71.6	24-113		
Etoxazole	0.92	ppm	1.00		91.9	34-121		
Fenoxycarb	0.88	ppm	1.00		88.1	22-150		
Fenpyroximate	0.79	ppm	1.00		79.1	34-144		
Fipronil	0.63	ppm	1.00		63.0	25-149		
Flonicamid	0.68	ppm	1.00		68.5	53-144		
Fludioxonil	0.60	ppm	1.00		60.1	29-132		
Hexythiazox	0.72	ppm	1.00		72.3	22-111		
Imazalil	1.00	ppm	1.00		100	48-125		
Imidacloprid	1.29	ppm	1.00		129	41-150		
Kresoxim-methyl	1.11	ppm	1.00		111	43-140		
Malathion	0.97	ppm	1.00		97.0	25-148		
Metalaxyl	1.02	ppm	1.00		102	50-136		
Methiocarb	0.81	ppm	1.00		81.1	56-132		
Methomyl	0.78	ppm	1.00		78.2	40-150		
Methyl parathion	0.61	ppm	1.00		61.1	15-150		
MGK-264	0.52	ppm	0.630		82.0	32-134		
Myclobutanil	0.87	ppm	1.00		86.6	43-141		
Naled	0.76	ppm	1.00		76.4	15-136		
Oxamyl	0.73	ppm	1.00		73.4	56-133		
Paclobutrazol	0.77	ppm	1.00		76.6	34-143		



Brian Weigel
 Lab Director

These results relate only to the sample included on this report. The report may not be reproduced except in full, without the written permission of SC Laboratories. Samples tested in accordance with Oregon Administrative Rules, TNI 2009 Standard and SC Laboratories quality assurance plan unless otherwise noted.

Quality Control Pesticide Analysis (Continued)

Batch: B190306 - Pesticide Prep (Continued)

LCS(B190306-BS1)		Extracted - 02/25/19 11:52 Analyzed - 02/26/19 17:51						
Analyte	Result	Units	Spike Level	Source Result	%REC	%REC Limits	RPD	RPD Limit
Permethrins (total)	0.49	ppm				31-113		
Phosmet	0.93	ppm	1.00		92.7	53-124		
Piperonyl butoxide	0.91	ppm	1.00		91.3	39-128		
Prallethrin	0.90	ppm	1.00		89.9	43-140		
Propiconazole	0.92	ppm	1.00		92.2	47-124		
Propoxur	1.30	ppm	1.00		130	63-135		
Pyrethrins (total)	0.48	ppm				19-144		
Pyridaben	0.79	ppm	1.00		78.8	31-122		
Spinosad	0.73	ppm	0.820		89.2	24-147		
Spiromesifen	0.91	ppm	1.00		91.1	49-133		
Spirotetramat	0.86	ppm	1.00		85.8	29-150		
Spiroxamine	0.31	ppm	0.550		55.9	15-122		
Tebuconazole	0.97	ppm	1.00		97.3	40-133		
Thiacloprid	1.44	ppm	1.00		144	60-143		
Thiamethoxam	0.83	ppm	1.00		83.1	42-146		
Trifloxystrobin	1.15	ppm	1.00		115	41-148		

Matrix Spike(B190306-MS1)		Extracted - 02/25/19 11:52 Analyzed - 02/26/19 18:07						
Analyte	Result	Units	Spike Level	Source Result	%REC	%REC Limits	RPD	RPD Limit
Abamectin	0.83	ppm	1.96	< LOQ	42.5	21-150		
Acephate	1.03	ppm	2.00	< LOQ	51.4	48-131		
Acequinocyl	< LOQ	ppm	2.00	< LOQ		16-148		
Acetamiprid	3.30	ppm	2.00	< LOQ	165	50-145		
Aldicarb	2.14	ppm	2.00	< LOQ	107	53-133		
Azoxystrobin	2.14	ppm	2.00	< LOQ	107	35-147		
Bifenazate	2.28	ppm	2.00	< LOQ	114	43-143		
Bifenthrin	0.30	ppm	2.00	< LOQ	15.0	16-107		
Boscalid	2.27	ppm	2.00	< LOQ	114	42-140		
Carbaryl	1.97	ppm	2.00	< LOQ	98.7	71-113		
Carbofuran	2.73	ppm	2.00	< LOQ	137	73-118		
Chlorantraniliprole	2.39	ppm	2.00	< LOQ	120	45-136		
Chlorfenapyr	< LOQ	ppm	2.00	< LOQ		15-150		
Chlorpyrifos	0.81	ppm	2.00	< LOQ	40.6	24-125		
Clofentezine	0.94	ppm	2.00	< LOQ	47.2	38-118		
Cyfluthrin	1.13	ppm	2.00	< LOQ	56.7	23-139		



Brian Weigel
Lab Director

These results relate only to the sample included on this report. The report may not be reproduced except in full, without the written permission of SC Laboratories. Samples tested in accordance with Oregon Administrative Rules, TNI 2009 Standard and SC Laboratories quality assurance plan unless otherwise noted.

Quality Control

Pesticide Analysis (Continued)

Batch: B190306 - Pesticide Prep (Continued)

Matrix Spike(B190306-MS1)			Extracted - 02/25/19 11:52 Analyzed - 02/26/19 18:07					
Analyte	Result	Units	Spike Level	Source Result	%REC	%REC Limits	RPD	RPD Limit
Cypermethrin	1.17	ppm	2.00	< LOQ	58.6	38-150		
Daminozide	1.50	ppm	2.00	< LOQ	75.0	15-150		
DDVP (Dichlorvos)	1.78	ppm	2.00	< LOQ	89.2	64-124		
Diazinon	1.78	ppm	2.00	< LOQ	89.0	50-123		
Dimethoate	1.92	ppm	2.00	< LOQ	96.3	69-116		
Ethoprophos	1.68	ppm	2.00	< LOQ	84.3	39-146		
Etofenprox	0.79	ppm	2.00	< LOQ	39.7	31-117		
Etoxazole	2.03	ppm	2.00	< LOQ	101	35-136		
Fenoxycarb	1.90	ppm	2.00	< LOQ	95.2	23-150		
Fenpyroximate	2.11	ppm	2.00	< LOQ	106	30-143		
Fipronil	1.10	ppm	2.00	< LOQ	55.1	15-150		
Flonicamid	1.21	ppm	2.00	< LOQ	60.8	50-131		
Fludioxonil	2.28	ppm	2.00	< LOQ	114	44-150		
Hexythiazox	0.88	ppm	2.00	< LOQ	43.8	34-144		
Imazalil	2.81	ppm	2.00	< LOQ	141	54-124		
Imidacloprid	3.76	ppm	2.00	< LOQ	188	39-150		
Kresoxim-methyl	1.92	ppm	2.00	< LOQ	95.9	46-134		
Malathion	2.30	ppm	2.00	< LOQ	115	26-148		
Metalaxyl	2.28	ppm	2.00	< LOQ	114	60-127		
Methiocarb	1.83	ppm	2.00	< LOQ	91.7	50-131		
Methomyl	1.48	ppm	2.00	< LOQ	73.9	47-135		
Methyl parathion	1.18	ppm	2.00	< LOQ	59.1	15-150		
MGK-264	0.52	ppm	1.26	< LOQ	41.0	20-130		
Myclobutanil	2.07	ppm	2.00	< LOQ	104	43-134		
Naled	1.48	ppm	2.00	< LOQ	74.3	38-140		
Oxamyl	1.43	ppm	2.00	< LOQ	71.7	48-127		
Paclobutrazol	1.59	ppm	2.00	< LOQ	79.9	30-136		
Permethrins (total)	0.43	ppm		< LOQ		20-120		
Phosmet	2.15	ppm	2.00	< LOQ	108	51-134		
Piperonyl butoxide	0.29	ppm	2.00	< LOQ	14.3	36-134		
Prallethrin	1.18	ppm	2.00	< LOQ	59.3	23-149		
Propiconazole	2.45	ppm	2.00	< LOQ	123	45-133		
Propoxur	2.92	ppm	2.00	< LOQ	146	59-130		
Pyrethrins (total)	0.98	ppm		< LOQ		15-146		
Pyridaben	1.17	ppm	2.00	< LOQ	58.7	15-150		



Brian Weigel
Lab Director

These results relate only to the sample included on this report. The report may not be reproduced except in full, without the written permission of SC Laboratories. Samples tested in accordance with Oregon Administrative Rules, TNI 2009 Standard and SC Laboratories quality assurance plan unless otherwise noted.

Quality Control

Pesticide Analysis (Continued)

Batch: B190306 - Pesticide Prep (Continued)

Matrix Spike(B190306-MS1)			Extracted - 02/25/19 11:52 Analyzed - 02/26/19 18:07					
Analyte	Result	Units	Spike Level	Source Result	%REC	%REC Limits	RPD	RPD Limit
Spinosad	1.58	ppm	1.64	< LOQ	96.7	23-150		
Spiromesifen	1.85	ppm	2.00	< LOQ	92.8	27-127		
Spirotetramat	4.08	ppm	2.00	< LOQ	204	33-150		
Spiroxamine	1.24	ppm	1.10	< LOQ	113	54-134		
Tebuconazole	1.24	ppm	2.00	< LOQ	61.9	22-126		
Thiacloprid	3.32	ppm	2.00	< LOQ	166	53-138		
Thiamethoxam	1.53	ppm	2.00	< LOQ	76.7	40-134		
Trifloxystrobin	2.18	ppm	2.00	< LOQ	109	25-140		

Matrix Spike Dup(B190306-MSD1)			Extracted - 02/25/19 11:52 Analyzed - 02/26/19					
Analyte	Result	Units	Spike Level	Source Result	%REC	%REC Limits	RPD	RPD Limit
Abamectin	0.94	ppm	1.93	< LOQ	48.4	21-150	13.0	40
Acephate	0.94	ppm	1.97	< LOQ	47.8	48-131	7.29	26
Acequinocyl	< LOQ	ppm	1.97	< LOQ		16-148		50
Acetamiprid	3.13	ppm	1.97	< LOQ	159	50-145	3.98	30
Aldicarb	1.97	ppm	1.97	< LOQ	99.7	53-133	7.21	30
Azoxystrobin	2.00	ppm	1.97	< LOQ	101	35-147	5.52	29
Bifenazate	2.26	ppm	1.97	< LOQ	115	43-143	0.344	30
Bifenthrin	0.32	ppm	1.97	< LOQ	16.2	16-107	7.79	29
Boscalid	2.18	ppm	1.97	< LOQ	110	42-140	3.21	30
Carbaryl	2.03	ppm	1.97	< LOQ	103	71-113	3.95	20
Carbofuran	2.56	ppm	1.97	< LOQ	130	73-118	5.40	20
Chlorantraniliprole	2.31	ppm	1.97	< LOQ	117	45-136	2.00	30
Chlorfenapyr	< LOQ	ppm	1.97	< LOQ		15-150		50
Chlorpyrifos	0.82	ppm	1.97	< LOQ	41.4	24-125	1.92	29
Clofentezine	0.93	ppm	1.97	< LOQ	47.0	38-118	0.515	26
Cyfluthrin	< LOQ	ppm	1.97	< LOQ		23-139		50
Cypermethrin	1.07	ppm	1.97	< LOQ	54.4	38-150	7.33	30
Daminozide	1.45	ppm	1.97	< LOQ	73.6	15-150	1.85	26
DDVP (Dichlorvos)	1.69	ppm	1.97	< LOQ	85.5	64-124	4.22	27
Diazinon	1.77	ppm	1.97	< LOQ	89.7	50-123	0.846	20
Dimethoate	1.93	ppm	1.97	< LOQ	97.9	69-116	1.68	20
Ethoprophos	1.72	ppm	1.97	< LOQ	87.1	39-146	3.17	30
Etofenprox	0.83	ppm	1.97	< LOQ	41.9	31-117	5.37	27
Etoxazole	2.01	ppm	1.97	< LOQ	102	35-136	0.375	30



Brian Weigel
Lab Director

These results relate only to the sample included on this report. The report may not be reproduced except in full, without the written permission of SC Laboratories. Samples tested in accordance with Oregon Administrative Rules, TNI 2009 Standard and SC Laboratories quality assurance plan unless otherwise noted.

Quality Control Pesticide Analysis (Continued)

Batch: B190306 - Pesticide Prep (Continued)

Matrix Spike Dup(B190306-MSD1)			Extracted - 02/25/19 11:52 Analyzed - 02/26/19					
Analyte	Result	Units	Spike Level	Source Result	%REC	%REC Limits	RPD	RPD Limit
Fenoxycarb	2.00	ppm	1.97	< LOQ	102	23-150	6.40	40
Fenpyroximate	2.05	ppm	1.97	< LOQ	104	30-143	1.76	26
Fipronil	1.00	ppm	1.97	< LOQ	50.7	15-150	8.22	30
Flonicamid	1.21	ppm	1.97	< LOQ	61.1	50-131	0.536	26
Fludioxonil	2.26	ppm	1.97	< LOQ	114	44-150	0.311	30
Hexythiazox	0.87	ppm	1.97	< LOQ	44.1	34-144	0.576	28
Imazalil	2.73	ppm	1.97	< LOQ	138	54-124	1.83	24
Imidacloprid	3.22	ppm	1.97	< LOQ	163	39-150	14.3	30
Kresoxim-methyl	1.92	ppm	1.97	< LOQ	97.4	46-134	1.52	20
Malathion	2.32	ppm	1.97	< LOQ	117	26-148	2.02	50
Metalaxyl	2.27	ppm	1.97	< LOQ	115	60-127	0.760	30
Methiocarb	1.80	ppm	1.97	< LOQ	91.3	50-131	0.500	30
Methomyl	1.44	ppm	1.97	< LOQ	73.0	47-135	1.27	20
Methyl parathion	1.19	ppm	1.97	< LOQ	60.4	15-150	2.13	50
MGK-264	0.53	ppm	1.24	< LOQ	42.6	20-130	3.84	30
Myclobutanil	2.07	ppm	1.97	< LOQ	105	43-134	1.37	30
Naled	1.41	ppm	1.97	< LOQ	71.5	38-140	3.82	30
Oxamyl	1.46	ppm	1.97	< LOQ	74.1	48-127	3.28	28
Paclobutrazol	1.61	ppm	1.97	< LOQ	81.3	30-136	1.80	30
Permethrins (total)	0.40	ppm		< LOQ		20-120		28
Phosmet	2.27	ppm	1.97	< LOQ	115	51-134	6.57	30
Piperonyl butoxide	0.28	ppm	1.97	< LOQ	14.3	36-134	0.176	30
Prallethrin	1.20	ppm	1.97	< LOQ	60.9	23-149	2.63	30
Propiconazole	2.39	ppm	1.97	< LOQ	121	45-133	1.56	30
Propoxur	2.75	ppm	1.97	< LOQ	139	59-130	4.96	29
Pyrethrins (total)	1.02	ppm		< LOQ		15-146		28
Pyridaben	1.21	ppm	1.97	< LOQ	61.1	15-150	4.09	29
Spinosad	1.47	ppm	1.62	< LOQ	90.7	23-150	6.30	30
Spiromesifen	1.89	ppm	1.97	< LOQ	95.7	27-127	3.07	28
Spirotetramat	3.83	ppm	1.97	< LOQ	194	33-150	5.21	30
Spiroxamine	1.14	ppm	1.09	< LOQ	105	54-134	6.60	30
Tebuconazole	1.26	ppm	1.97	< LOQ	64.0	22-126	3.37	21
Thiacloprid	3.03	ppm	1.97	< LOQ	153	53-138	7.99	30
Thiamethoxam	1.51	ppm	1.97	< LOQ	76.6	40-134	0.0887	28
Trifloxystrobin	2.10	ppm	1.97	< LOQ	106	25-140	2.84	30



Brian Weigel
 Lab Director

These results relate only to the sample included on this report. The report may not be reproduced except in full, without the written permission of SC Laboratories. Samples tested in accordance with Oregon Administrative Rules, TNI 2009 Standard and SC Laboratories quality assurance plan unless otherwise noted.

Quality Control Solvent Analysis

Batch: B190305 - Residual Solvent Prep

Blank(B190305-BLK1)			Extracted - 02/25/19 12:41 Analyzed - 02/26/19 0:30					
Analyte	Result	Units	Spike Level	Source Result	%REC	%REC Limits	RPD	RPD Limit
1,4-Dioxane	< LOQ	ug/g						
2-Butanol	< LOQ	ug/g						
2-Ethoxyethanol	< LOQ	ug/g						
2-Propanol (IPA)	< LOQ	ug/g						
Acetone	< LOQ	ug/g						
Acetonitrile	< LOQ	ug/g						
Benzene	< LOQ	ug/g						
Butanes	< LOQ	ug/g						
Cyclohexane	< LOQ	ug/g						
Dichloromethane (methylene chloride)	< LOQ	ug/g						
Ethyl acetate	< LOQ	ug/g						
Ethyl ether	< LOQ	ug/g						
Ethylbenzene	< LOQ	ug/g						
Ethylene glycol	< LOQ	ug/g						
Ethylene oxide	< LOQ	ug/g						
Heptane	< LOQ	ug/g						
Hexanes	< LOQ	ug/g						
Isopropyl acetate	< LOQ	ug/g						
Isopropylbenzene (cumene)	< LOQ	ug/g						
Methanol	< LOQ	ug/g						
Pentanes	< LOQ	ug/g						
Propane	< LOQ	ug/g						
Tetrahydrofuran	< LOQ	ug/g						
Toluene	< LOQ	ug/g						
Xylenes	< LOQ	ug/g						

LCS(B190305-BS1)			Extracted - 02/25/19 12:41 Analyzed - 02/26/19 0:51					
Analyte	Result	Units	Spike Level	Source Result	%REC	%REC Limits	RPD	RPD Limit
1,4-Dioxane	501	ug/g	570		87.9	70-130		
2,2-Dimethylbutane	380	ug/g	435		87.3	70-130		
2-Butanol	3910	ug/g	3500		112	70-130		
2-Ethoxyethanol	413	ug/g	240		172	70-130		
2-Methylbutane (isopentane)	3440	ug/g	3500		98.3	70-130		
2-Methylpentane/2,3-Dimethylbutane	858	ug/g	870		98.7	70-130		
2-Propanol (IPA)	3850	ug/g	3500		110	70-130		



Brian Weigel
Lab Director

These results relate only to the sample included on this report. The report may not be reproduced except in full, without the written permission of SC Laboratories. Samples tested in accordance with Oregon Administrative Rules, TNI 2009 Standard and SC Laboratories quality assurance plan unless otherwise noted.

Quality Control

Solvent Analysis (Continued)

Batch: B190305 - Residual Solvent Prep (Continued)

LCS(B190305-BS1)		Extracted - 02/25/19 12:41 Analyzed - 02/26/19 0:51						
Analyte	Result	Units	Spike Level	Source Result	%REC	%REC Limits	RPD	RPD Limit
3-Methylpentane	383	ug/g	435		88.2	70-130		
Acetone	3620	ug/g	3500		103	70-130		
Acetonitrile	617	ug/g	615		100	70-130		
Benzene	2.79	ug/g	3.00		93.0	70-130		
Cyclohexane	5330	ug/g	5820		91.6	70-130		
Dichloromethane (methylene chloride)	921	ug/g	900		102	70-130		
Ethyl acetate	3580	ug/g	3500		102	70-130		
Ethyl ether	3210	ug/g	3500		91.6	70-130		
Ethylbenzene	2850	ug/g	3250		87.6	70-130		
Ethylene glycol	1390	ug/g	930		149	70-130		
Heptane	3550	ug/g	3500		101	70-130		
Isopropyl acetate	3630	ug/g	3500		104	70-130		
Isopropylbenzene (cumene)	92.8	ug/g	105		88.4	70-130		
m,p-Xylene	5860	ug/g	6510		89.9	70-130		
Methanol	2420	ug/g	2500		96.7	70-130		
n-Hexane	388	ug/g	435		89.1	70-130		
n-Pentane	3620	ug/g	3500		103	70-130		
Tetrahydrofuran	1070	ug/g	1080		98.6	70-130		
Toluene	1190	ug/g	1340		89.3	70-130		
o-Xylene	2880	ug/g	3250		88.7	70-130		

Matrix Spike(B190305-MS1)		Extracted - 02/25/19 12:41 Analyzed - 02/26/19 1:12						
Analyte	Result	Units	Spike Level	Source Result	%REC	%REC Limits	RPD	RPD Limit
1,4-Dioxane	480	ug/g	535	< LOQ	89.6	70-130		
2,2-Dimethylbutane	368	ug/g	408	< LOQ	90.0	70-130		
2-Butanol	3750	ug/g	3290	< LOQ	114	70-130		
2-Ethoxyethanol	462	ug/g	225	< LOQ	205	70-130		
2-Methylbutane (isopentane)	3330	ug/g	3290	< LOQ	101	70-130		
2-Methylpentane/2,3-Dimethylbutane	828	ug/g	817	< LOQ	101	70-130		
2-Propanol (IPA)	3630	ug/g	3290	< LOQ	110	70-130		
3-Methylpentane	374	ug/g	408	< LOQ	91.5	70-130		
Acetone	3490	ug/g	3290	126	102	70-130		
Acetonitrile	588	ug/g	577	< LOQ	102	70-130		
Benzene	2.91	ug/g	2.82	< LOQ	103	70-130		
Cyclohexane	5280	ug/g	5470	< LOQ	96.5	70-130		



 Brian Weigel
 Lab Director

These results relate only to the sample included on this report. The report may not be reproduced except in full, without the written permission of SC Laboratories. Samples tested in accordance with Oregon Administrative Rules, TNI 2009 Standard and SC Laboratories quality assurance plan unless otherwise noted.

Quality Control

Solvent Analysis (Continued)

Batch: B190305 - Residual Solvent Prep (Continued)

Matrix Spike(B190305-MS1)			Extracted - 02/25/19 12:41 Analyzed - 02/26/19 1:12					
Analyte	Result	Units	Spike Level	Source Result	%REC	%REC Limits	RPD	RPD Limit
Dichloromethane (methylene chloride)	893	ug/g	845	< LOQ	106	70-130		
Ethyl acetate	3370	ug/g	3290	114	99.0	70-130		
Ethyl ether	3040	ug/g	3290	< LOQ	92.4	70-130		
Ethylbenzene	2880	ug/g	3050	< LOQ	94.2	70-130		
Ethylene glycol	1530	ug/g	873	< LOQ	176	70-130		
Heptane	3470	ug/g	3290	< LOQ	106	70-130		
Isopropyl acetate	3440	ug/g	3290	< LOQ	105	70-130		
Isopropylbenzene (cumene)	651	ug/g	98.6	< LOQ	660	70-130		
m,p-Xylene	5900	ug/g	6120	< LOQ	96.5	70-130		
Methanol	2300	ug/g	2350	< LOQ	98.1	70-130		
n-Hexane	383	ug/g	408	28.6	86.8	70-130		
n-Pentane	3490	ug/g	3290	< LOQ	106	70-130		
Tetrahydrofuran	995	ug/g	1010	< LOQ	98.1	70-130		
Toluene	1180	ug/g	1260	< LOQ	94.3	70-130		
o-Xylene	2890	ug/g	3050	< LOQ	94.7	70-130		

Matrix Spike Dup(B190305-MSD1)			Extracted - 02/25/19 12:41 Analyzed - 02/26/19					
Analyte	Result	Units	Spike Level	Source Result	%REC	%REC Limits	RPD	RPD Limit
1,4-Dioxane	464	ug/g	519	< LOQ	89.3	70-130	3.34	30
2,2-Dimethylbutane	357	ug/g	396	< LOQ	90.1	70-130	2.90	30
2-Butanol	3650	ug/g	3190	< LOQ	114	70-130	2.70	30
2-Ethoxyethanol	462	ug/g	219	< LOQ	211	70-130	0.0968	30
2-Methylbutane (isopentane)	3160	ug/g	3190	< LOQ	99.2	70-130	4.96	30
2-Methylpentane/2,3-Dimethylbutane	801	ug/g	793	< LOQ	101	70-130	3.31	30
2-Propanol (IPA)	3540	ug/g	3190	< LOQ	111	70-130	2.48	30
3-Methylpentane	365	ug/g	396	< LOQ	92.1	70-130	2.37	30
Acetone	3360	ug/g	3190	126	101	70-130	3.77	30
Acetonitrile	568	ug/g	560	< LOQ	101	70-130	3.50	30
Benzene	2.72	ug/g	2.73	< LOQ	99.3	70-130	6.82	30
Cyclohexane	5130	ug/g	5310	< LOQ	96.7	70-130	2.88	30
Dichloromethane (methylene chloride)	866	ug/g	820	< LOQ	106	70-130	3.10	30
Ethyl acetate	3250	ug/g	3190	114	98.3	70-130	3.63	30
Ethyl ether	2940	ug/g	3190	< LOQ	92.0	70-130	3.43	30
Ethylbenzene	2780	ug/g	2960	< LOQ	94.0	70-130	3.25	30
Ethylene glycol	1510	ug/g	847	< LOQ	178	70-130	1.69	30



Brian Weigel
Lab Director

These results relate only to the sample included on this report. The report may not be reproduced except in full, without the written permission of SC Laboratories. Samples tested in accordance with Oregon Administrative Rules, TNI 2009 Standard and SC Laboratories quality assurance plan unless otherwise noted.

Quality Control Solvent Analysis (Continued)

Batch: B190305 - Residual Solvent Prep (Continued)

Matrix Spike Dup(B190305-MSD1)			Extracted - 02/25/19 12:41 Analyzed - 02/26/19					
Analyte	Result	Units	Spike Level	Source Result	%REC	%REC Limits	RPD	RPD Limit
Heptane	3350	ug/g	3190	< LOQ	105	70-130	3.43	30
Isopropyl acetate	3330	ug/g	3190	< LOQ	104	70-130	3.34	30
Isopropylbenzene (cumene)	641	ug/g	95.7	< LOQ	670	70-130	1.49	30
m,p-Xylene	5650	ug/g	5930	< LOQ	95.3	70-130	4.25	30
Methanol	2250	ug/g	2280	< LOQ	98.7	70-130	2.35	30
n-Hexane	375	ug/g	396	28.6	87.4	70-130	2.12	30
n-Pentane	3340	ug/g	3190	< LOQ	105	70-130	4.29	30
Tetrahydrofuran	968	ug/g	984	< LOQ	98.3	70-130	2.74	30
Toluene	1150	ug/g	1220	< LOQ	94.5	70-130	2.80	30
o-Xylene	2800	ug/g	2960	< LOQ	94.5	70-130	3.26	30



Brian Weigel
Lab Director

These results relate only to the sample included on this report. The report may not be reproduced except in full, without the written permission of SC Laboratories. Samples tested in accordance with Oregon Administrative Rules, TNI 2009 Standard and SC Laboratories quality assurance plan unless otherwise noted.

Quality Control Terpene Analysis

Batch: B190308 - Potency/Terpenes

Blank(B190308-BLK1)		Extracted - 02/25/19 11:53 Analyzed - 02/26/19 22:12						
Analyte	Result	Units	Spike Level	Source Result	%REC	%REC Limits	RPD	RPD Limit
alpha Pinene	< LOQ	%						
Myrcene	< LOQ	%						
alpha Phellandrene	< LOQ	%						
3-Carene	< LOQ	%						
alpha Terpinene	< LOQ	%						
Limonene	< LOQ	%						
Terpinolene	< LOQ	%						
Linalool	< LOQ	%						
Fenchol	< LOQ	%						
Borneol	< LOQ	%						
Terpineol	< LOQ	%						
Geraniol	< LOQ	%						
alpha Humulene	< LOQ	%						
beta Caryophyllene	< LOQ	%						
Caryophyllene Oxide	< LOQ	%						
alpha Bisabolol	< LOQ	%						
Camphene	< LOQ	%						
beta Pinene	< LOQ	%						
Ocimene	< LOQ	%						
Sabinene	< LOQ	%						
Camphor	< LOQ	%						
Isoborneol	< LOQ	%						
Menthol	< LOQ	%						
alpha Cedrene	< LOQ	%						
Nerolidol	< LOQ	%						
R-(+)-Pulegone	< LOQ	%						
Eucalyptol	< LOQ	%						
p-Cymene	< LOQ	%						
(-)-Isopulegol	< LOQ	%						
Geranyl Acetate	< LOQ	%						
Guaiol	< LOQ	%						
Valencene	< LOQ	%						
Phytol	1.615	%						
Citronellol	< LOQ	%						
gamma-Terpinene	< LOQ	%						



Brian Weigel
Lab Director

These results relate only to the sample included on this report. The report may not be reproduced except in full, without the written permission of SC Laboratories. Samples tested in accordance with Oregon Administrative Rules, TNI 2009 Standard and SC Laboratories quality assurance plan unless otherwise noted.

Quality Control

Terpene Analysis (Continued)


Batch: B190308 - Potency/Terpenes (Continued)

Duplicate(B190308-DUP1)		Extracted - 02/25/19 11:53 Analyzed - 02/26/19 22:12						
Analyte	Result	Units	Spike Level	Source Result	%REC	%REC Limits	RPD	RPD Limit
alpha Pinene	1.279	%		1.278			0.0375	20
Myrcene	5.406	%		5.357			0.901	20
alpha Phellandrene	< LOQ	%		< LOQ				20
3-Carene	< LOQ	%		< LOQ				20
alpha Terpinene	< LOQ	%		< LOQ				20
Limonene	0.714	%		0.712			0.277	20
Terpinolene	0.110	%		0.126			14.0	20
Linalool	0.296	%		0.313			5.49	20
Fenchol	0.151	%		0.152			0.422	20
Borneol	0.100	%		0.103			3.37	20
Terpineol	0.157	%		0.155			1.63	20
Geraniol	< LOQ	%		< LOQ				20
alpha Humulene	0.566	%		0.583			3.03	20
beta Caryophyllene	1.629	%		1.621			0.487	20
Caryophyllene Oxide	0.128	%		0.131			2.23	20
alpha Bisabolol	< LOQ	%		< LOQ				20
Camphene	< LOQ	%		< LOQ				20
beta Pinene	0.253	%		0.243			3.86	20
Ocimene	0.312	%		0.313			0.283	20
Sabinene	< LOQ	%		< LOQ				20
Camphor	< LOQ	%		< LOQ				20
Isoborneol	0.128	%		0.128			0.384	20
Menthol	< LOQ	%		< LOQ				20
alpha Cedrene	< LOQ	%		< LOQ				20
Nerolidol	0.101	%		< LOQ			3.04	20
R-(+)-Pulegone	< LOQ	%		< LOQ				20
Eucalyptol	< LOQ	%		< LOQ				20
p-Cymene	< LOQ	%		< LOQ				20
(-)-Isopulegol	< LOQ	%		< LOQ				20
Geranyl Acetate	0.108	%		0.117			7.77	20
Guaiol	0.766	%		0.776			1.27	20
Valencene	0.208	%		< LOQ				20
Phytol	0.180	%		0.427			81.3	20
Citronellol	< LOQ	%		< LOQ				20
gamma-Terpinene	< LOQ	%		< LOQ				20



Brian Weigel
Lab Director

These results relate only to the sample included on this report. The report may not be reproduced except in full, without the written permission of SC Laboratories. Samples tested in accordance with Oregon Administrative Rules, TNI 2009 Standard and SC Laboratories quality assurance plan unless otherwise noted.



**OREGON LIQUOR CONTROL COMMISSION
CANNABIS TRANSPORTATION MANIFEST**



19B0081

All sales transactions are to be completed prior to transportation of any CANNABIS. The receiving entity may reject product delivered, but amount delivered must be limited to amount agreed upon in prior sales transaction.

Manifest No.:	0001327212	Date Created:	2/20/2019 12:28 PM
Originating Entity:	OM Extracts	For OLCC Use Only	
Originating License Number:	030-10051970949		
Address of Originating Entity:	500 Industrial Circle, Units E, F, G, and H White City, OR 97503		
Phone No. of Originating Entity:	503-688-3289		
Contact Phone No. for Inquiries: 503-688-3289			
Destination # 1	SC Laboratories	Destination Phone No.:	707-339-0050
Destination License Number:	010-1004748743D	Date and Approx. Time of Departure:	2/20/2019 12:18 PM
Address of Destination:	15865 SW 74th Avenue Ste 110 Tigard, OR 97224	Date and Approx. Time of Arrival:	2/21/2019 12:00 AM
		Date/Time Received:	2/21/19 1811
		Notes: details for extenuating circumstances (e.g., road closure, flat tire, etc.)	
Route to be Traveled: 500 Industrial Cir White City, OR 97503 Take Pacific Ave to Table Rock Rd 2 min (0.5 mi) Continue on Table Rock Rd. Take Biddle Rd to Dakota Ave in Medford 17 min (8.4 mi) Turn left onto Dakota Ave Destination will be on the left 2 min (0.5 mi) 21 min (9.4 mi) **Overnight** 744 Dakota Ave Medford, OR 97501 Get on I-5 N from W Stewart Ave, Rogue Valley Hwy 99 and Garfield St 7 min (2.5 mi) Follow I-5 N to Lower Boones Ferry Rd in Tualatin. Take exit 290 from I-5 N 4 h 2 min (263 mi) Take SW Durham Rd to SW 74th Ave in Tigard 4 min (1.0 mi) 4 h 13 min (266 mi) 15865 SW 74th Ave Tigard, OR 97224			
Name of Person Transporting:	Joel Glimpse/ Scott Forster	Handler Permit No. of Driver:	102682/22
State Driver's License No.:	9474950/A625521	Signature of Person Transporting:	
Make, Model, License Plate No.: scion/Dodge /nissan XB/3500/NV 200 175 JLS/646FEF/825 KAT			
Package # 1	Production Batch No.	Item Name	Quantity
1A4010300014ADD000011480 Lab Test: SubmittedForTesting Status: Shipped		FECO Bulk - Lifter (Extracts)	Shp: 7.1200 g
Package # 2	Production Batch No.	Item Name	Quantity
1A4010300014ADD000011481 Lab Test: SubmittedForTesting Status: Shipped		FECO Bulk - Rogue Valley Poison (Extracts)	Shp: 7.0700 g
Harvests: RogueValleyPoison 10/2			
Package # 3	Production Batch No.	Item Name	Quantity
1A4010300014ADD000011482 Lab Test: SubmittedForTesting Status: Shipped		FECO Bulk - Quantum Kush (Extracts)	Shp: 7.1200 g
Harvests: qk 10/18			
Package # 4	Production Batch No.	Item Name	Quantity
1A4010300014ADD000011483 Lab Test: SubmittedForTesting Status: Shipped		FECO Bulk - Elektra (Extracts)	Shp: 7.1800 g



**OREGON LIQUOR CONTROL COMMISSION
CANNABIS TRANSPORTATION MANIFEST**



19B0081

All sales transactions are to be completed prior to transportation of any CANNABIS. The receiving entity may reject product delivered, but amount delivered must be limited to amount agreed upon in prior sales transaction.

Manifest No.:	0001327212	Date Created:	2/20/2019 12:28 PM
PRODUCT REJECTION (if only a portion of shipment is rejected, circle that portion above)			
Name of Person Receiving or Rejecting Product:	Justin Miller		
I confirm that the contents of this shipment match weight records entered above, and I agree to take custody of those portions of this shipment <i>not</i> circled above. Those portions circled were returned to the individual delivering this shipment.			
Signature:	Justin Miller	Date:	2/21/19
Signature of individual taking receipt of rejected portion of this shipment:			

Client: OM Ext Client License: 10051970949 Date Sampled: Thermometer ID: T005
 Address Where Sampled: 500 Industrial wy Requestor: Jamie Event ID: 19BOM20 Balance ID: BAL_01
 Sampling SOP & Rev. #: SC-OR-SAMP-002 rev. 1.01 Sampler: Joel Transporter: Joel/ Scott Hygrometer ID: an-03

Sampler Signature

Lab ORELAP ID: 4133
 Lab OLCC ID: 1004748743D

Weight used (g)	Weight Set ID	Acceptance Criteria	Initial Measured	Initial P/F	Final Measured	Final P/F
0.5	weight Set ID 01	±2.5%	0.51	P	0.5	P
200		±2.5%	199.94		199.93	



Container Type	METRC Harvest/Processing Lot ID #:				Product Type	Client Sample Name	Product Date	Batch Size (g)
Jar					Concentrate	Elektra FECO		1399
METRC Batch ID	Product Temp (°C)	Humidity (%)	# of Containers	Sampling Media	# Zones	# of Inc.	1° Sample (g)	Sample Name
1A4010300014ADD000011477	66.7	41.5	1	Vial	4	6	0.583333333	Elektra FECO Primary
Lab Sample ID	Container ID		Increment Zone	Sampling Media Wt. (g)	Wt. Inc+Media (g)	Increment Weight (g)	Sample METRC ID#	
19BOM20-01	Elektra FECO-1		A1	14.59	15.17	0.58	1A4010300014ADD000011483	
19BOM20-01	Elektra FECO-1		A1	15.17	15.75	0.58	1A4010300014ADD000011483	
19BOM20-01	Elektra FECO-1		A1	15.75	16.33	0.58	1A4010300014ADD000011483	
19BOM20-01	Elektra FECO-1		A2	16.33	16.91	0.58	1A4010300014ADD000011483	
19BOM20-01	Elektra FECO-1		A3	16.91	17.49	0.58	1A4010300014ADD000011483	
19BOM20-01	Elektra FECO-1		A3	17.49	18.22	0.73	1A4010300014ADD000011483	
Totals:								
6			6		Total Primary Mass = 3.63		Primary + Duplicate Mass = 7.18 g	

Observations and Abnormalities:	Batch #	Equipment	Cont. Types/Sizes	Uniform	Plant Colors	Shape and Size	Sampling Plan ID & Rev. Date

METRC Batch ID	Product Temp (°C)	Humidity (%)	# of Containers	Sampling Media	# Zones	# of Inc.	1° Sample (g)	Sample Name
1A4010300014ADD000011477	66.7	41.5	1	Vial	4	6	0.583333333	Elektra FECO Duplicate
Lab Sample ID	Container ID		Increment Zone	Sampling Media Wt. (g)	Wt. Inc+Media (g)	Increment Weight (g)	Sample METRC ID#	
19BOM20-02	Elektra FECO-1		A1	14.59	15.17	0.58	1A4010300014ADD000011483	
19BOM20-02	Elektra FECO-1		A2	15.17	15.75	0.58	1A4010300014ADD000011483	
19BOM20-02	Elektra FECO-1		A3	15.75	16.33	0.58	1A4010300014ADD000011483	
19BOM20-02	Elektra FECO-1		A3	16.33	16.91	0.58	1A4010300014ADD000011483	
19BOM20-02	Elektra FECO-1		A3	16.91	17.49	0.58	1A4010300014ADD000011483	
19BOM20-02	Elektra FECO-1		A3	17.49	18.14	0.65	1A4010300014ADD000011483	

Totals:						6	6	Total Duplicate Mass = 3.55	Primary + Duplicate Mass = 7.18 g
Observations and Abnormalities:		Batch #	Equipment	Cont. Types/Sizes	Uniform	Plant Colors	Shape and Size	Sampling Plan ID & Rev. Date	

Container Type	METRC Harvest/Processing Lot ID #:				Product Type	Client Sample Name	Product Date	Batch Size (g)	
Jar					Concentrate	Lifter FECO		1399	
METRC Batch ID	Product Temp (°C)	Humidity (%)	# of Containers	Sampling Media	# Zones	# of Inc.	1° Sample (g)	Sample Name	
1A4010300014ADD000011478	66.7	41.5	1	Vial	4	6	0.58333333	Lifter FECO Primary	
Lab Sample ID	Container ID		Increment Zone	Sampling Media Wt. (g)	Wt. Inc+Media (g)	Increment Weight (g)	Sample METRC ID#		
19BOM20-03	Lifter FECO-1		A1	14.61	15.19	0.58	1A4010300014ADD000011480		
19BOM20-03	Lifter FECO-1		A2	15.19	15.77	0.58	1A4010300014ADD000011480		
19BOM20-03	Lifter FECO-1		A2	15.77	16.35	0.58	1A4010300014ADD000011480		
19BOM20-03	Lifter FECO-1		A3	16.35	16.93	0.58	1A4010300014ADD000011480		
19BOM20-03	Lifter FECO-1		A4	16.93	17.51	0.58	1A4010300014ADD000011480		
19BOM20-03	Lifter FECO-1		A4	17.51	18.19	0.68	1A4010300014ADD000011480		
Totals:						6	6	Total Primary Mass = 3.58	Primary + Duplicate Mass = 7.12 g

Observations and Abnormalities:		Batch #	Equipment	Cont. Types/Sizes	Uniform	Plant Colors	Shape and Size	Sampling Plan ID & Rev. Date

METRC Batch ID	Product Temp (°C)	Humidity (%)	# of Containers	Sampling Media	# Zones	# of Inc.	1° Sample (g)	Sample Name
1A4010300014ADD000011478	66.7	41.5	1	Vial	4	6	0.58333333	Lifter FECO Duplicate
Lab Sample ID	Container ID		Increment Zone	Sampling Media Wt. (g)	Wt. Inc+Media (g)	Increment Weight (g)	Sample METRC ID#	
19BOM20-04	Lifter FECO-1		A1	14.58	15.16	0.58	1A4010300014ADD000011480	
19BOM20-04	Lifter FECO-1		A1	15.16	15.74	0.58	1A4010300014ADD000011480	
19BOM20-04	Lifter FECO-1		A1	15.74	16.32	0.58	1A4010300014ADD000011480	
19BOM20-04	Lifter FECO-1		A2	16.32	16.9	0.58	1A4010300014ADD000011480	
19BOM20-04	Lifter FECO-1		A2	16.9	17.48	0.58	1A4010300014ADD000011480	
19BOM20-04	Lifter FECO-1		A3	17.48	18.12	0.64	1A4010300014ADD000011480	

19BOM20-06	Rogue Valley Poison FECO-1	A3	16.93	17.51	0.58	1A4010300014ADD000011481	
19BOM20-06	Rogue Valley Poison FECO-1	A4	17.51	18.09	0.58	1A4010300014ADD000011481	
Totals:		6	6	Total Duplicate Mass = 3.48		Primary + Duplicate Mass = 7.07 g	
Observations and Abnormalities:	Batch #	Equipment	Cont. Types/Sizes	Uniform	Plant Colors	Shape and Size	Sampling Plan ID & Rev. Date

Container Type	METRC Harvest/Processing Lot ID #:				Product Type	Client Sample Name	Product Date	Batch Size (g)
Jar					Concentrate	Quantum Kush FECO		1399
METRC Batch ID	Product Temp (°C)	Humidity (%)	# of Containers	Sampling Media	# Zones	# of Inc.	1° Sample (g)	Sample Name
1A4010300014ADD000011479	66.7	41.5	1	Vial	4	6	0.583333333	Quantum Kush FECO Primary
Lab Sample ID	Container ID		Increment Zone	Sampling Media Wt. (g)	Wt. Inc+Media (g)	Increment Weight (g)	Sample METRC ID#	
19BOM20-07	Quantum Kush FECO-1		A1	14.65	15.23	0.58	1A4010300014ADD000011482	
19BOM20-07	Quantum Kush FECO-1		A2	15.23	15.81	0.58	1A4010300014ADD000011482	
19BOM20-07	Quantum Kush FECO-1		A3	15.81	16.39	0.58	1A4010300014ADD000011482	
19BOM20-07	Quantum Kush FECO-1		A3	16.39	16.97	0.58	1A4010300014ADD000011482	
19BOM20-07	Quantum Kush FECO-1		A3	16.97	17.55	0.58	1A4010300014ADD000011482	
19BOM20-07	Quantum Kush FECO-1		A3	17.55	18.13	0.58	1A4010300014ADD000011482	
Totals:		6	6	Total Primary Mass = 3.48		Primary + Duplicate Mass = 7.12 g		
Observations and Abnormalities:	Batch #	Equipment	Cont. Types/Sizes	Uniform	Plant Colors	Shape and Size	Sampling Plan ID & Rev. Date	
METRC Batch ID	Product Temp (°C)	Humidity (%)	# of Containers	Sampling Media	# Zones	# of Inc.	1° Sample (g)	Sample Name
1A4010300014ADD000011479	66.7	41.5	1	Vial	4	6	0.583333333	Quantum Kush FECO Duplicate

Lab Sample ID	Container ID	Increment Zone	Sampling Media Wt. (g)	Wt. Inc+Media (g)	Increment Weight (g)	Sample METRC ID#	
19BOM20-08	Quantum Kush FECO-1	A1	14.57	15.15	0.58	1A4010300014ADD000011482	
19BOM20-08	Quantum Kush FECO-1	A1	15.15	15.73	0.58	1A4010300014ADD000011482	
19BOM20-08	Quantum Kush FECO-1	A2	15.73	16.31	0.58	1A4010300014ADD000011482	
19BOM20-08	Quantum Kush FECO-1	A3	16.31	16.89	0.58	1A4010300014ADD000011482	
19BOM20-08	Quantum Kush FECO-1	A3	16.89	17.47	0.58	1A4010300014ADD000011482	
19BOM20-08	Quantum Kush FECO-1	A4	17.47	18.21	0.74	1A4010300014ADD000011482	
Totals:		6	6	Total Duplicate Mass = 3.64		Primary + Duplicate Mass = 7.12 g	
Observations and Abnormalities:	Batch #	Equipment	Cont. Types/Sizes	Uniform	Plant Colors	Shape and Size	Sampling Plan ID & Rev. Date

CHAIN OF CUSTODY

SC Laboratories Oregon LLC
 15865 SW 74th Avenue, Ste 110
 Tigard OR, 97224
 (503) 272-8630
 ORELAP ID # 4133
www.sclabs.com



19B0081

Client	OM Ext	COC #	1/1
Address Where Sampled	500 Industrial wy	Work Order #	19BOM20 1980071
Date Sampled	2/20/19	Received By	JM
OLCC License #	10051970949	Received Date	2/21/19
OLCC License Type	Processor	Courier	Joel/ Scott
Email	On file	Name of Sampler	Joel
Phone		Transfer Manifest #	1327212
Sampler OLCC License #	010-1004748743D	Place where Sampled	500 Industrial wy

Sample Type Legend
 U - Usable Marijuana
 C - Concentrate
 P - Product
 O - Other

Sample Name	Time	METRC Label	Unique Batch Number	SC Labs LIMS ID	Sample Type	Total Sample Mass	# of Increments	TESTS REQUESTED					Sample Specific Notes
								Potency	Water Activity	Moisture Content	Pesticide	Residual Solvent	
Elektra FECO Primary	11:46	1A4010300014ADD000011483	Elektra FECO	19BOM20-01	C	3.63	6	X	X	X	X	X	
Elektra FECO Duplicate	11:47	1A4010300014ADD000011483	Elektra FECO	19BOM20-02	C	3.55	6	X	X	X	X	X	
Lifter FECO Primary	11:50	1A4010300014ADD000011480	Lifter FECO	19BOM20-03	C	3.58	6	X	X	X	X	X	
Lifter FECO Duplicate	11:53	1A4010300014ADD000011480	Lifter FECO	19BOM20-04	C	3.54	6	X	X	X	X	X	
Rogue Velley Poison FECO Primary	11:59	1A4010300014ADD000011481	Rogue Velley Poison FECO	19BOM20-05	C	3.59	6	X	X	X	X	X	
Rogue Velley Poison FECO Duplicate	12:03	1A4010300014ADD000011481	Rogue Velley Poison FECO	19BOM20-06	C	3.48	6	X	X	X	X	X	
Quantum Kush FECO Primary	12:06	1A4010300014ADD000011482	Quantum Kush FECO	19BOM20-07	C	3.48	6	X	X	X	X	X	
Quantum Kush FECO Duplicate	12:07	1A4010300014ADD000011482	Quantum Kush FECO	19BOM20-08	C	3.64	6	X	X	X	X	X	

Notes/Special Considerations: Opt OUT of Sample Duplicate Yes No

Samples Relinquished	Samples Received
Print Name: <u>Joel</u> Date: <u>2/20/19</u> Representative of: <u>SC Labs</u> Signature: <u>[Signature]</u> Time: <u>12:30pm</u>	Print Name: <u>Joel</u> Date: <u>2/21/19</u> Representative of: <u>SC Labs</u> Signature: <u>[Signature]</u> Time: <u>1:00</u>