

Sample Name: **Durban Poison - FECO Primary**  
 Tested for: **OM Extracts**  
**Compliance Extract**

Laboratory ID: 19C0104-01

Matrix: Extracts and Concentrates

Sample Metrc ID: 1A4010300014ADD000013313

Lot # 190320-DP FECO


Batch RFID: 1A4010300014ADD000013287

Batch Size: 1399 (g)

License: 10051970949

Date Sampled: 03/21/19 08:45

Date Accepted: 03/21/19



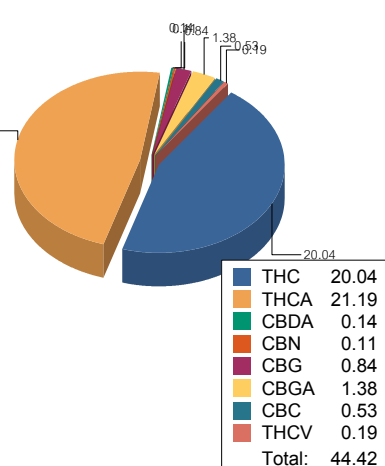
## Potency Analysis

Date Extracted: 03/25/19

Date Analyzed: 03/25/19

Analysis Method/SOP: Potency

\* - ORELAP certified analyte

Cannabinoids	% weight	mg/g	LOQ (%)	Cannabinoids Profile
<b>Total THC</b> ((THCA*0.877)+d9)	38.62	386.2	0.07	
<b>Total CBD</b> ((CBDA*0.877)+CBD)	0.12	1.2	0.07	
d9-THC (d9-Tetrahydrocannabinol)*	20.04	200.4	0.07	
d8-THC (d8-Tetrahydrocannabinol)*	< LOQ	< LOQ	0.09	
THCA (d9-Tetrahydrocannabinolic Acid)*	21.19	211.9	0.14	
CBD (Cannabidiol)*	< LOQ	< LOQ	0.07	
CBDA (Cannabidiolic Acid)*	0.14	1.4	0.14	
CBN (Cannabinol)*	0.11	1.1	0.07	
CBG (Cannabigerol)*	0.84	8.4	0.09	
CBGA (Cannabigerolic Acid)	1.38	13.8	0.09	
CBDV (Cannabidivarin)*	< LOQ	< LOQ	0.09	
CBDVA (Cannabidivarinic Acid)	< LOQ	< LOQ	0.09	
CBC (Cannabichromene)*	0.53	5.3	0.09	
THCV (Tetrahydrocannabivarin)	0.19	1.9	0.09	
<b>Total Cannabinoids</b>	<b>44.42</b>	<b>444.2</b>	<b>0.07</b>	

<LOQ - Results below the Limit of Quantitation - Compound not detected



Brian Weigel  
Lab Director

These results relate only to the sample included on this report. The report may not be reproduced except in full, without the written permission of SC Laboratories. Samples tested in accordance with Oregon Administrative Rules, TNI 2009 Standard and SC Laboratories quality assurance plan unless otherwise noted.

Sample Name: **Durban Poison - FECO Duplicate**  
 Tested for: **OM Extracts**  
**Compliance Extract**

Laboratory ID: 19C0104-02

Matrix: Extracts and Concentrates

Sample Metrc ID: 1A4010300014ADD000013313

Lot # 190320-DP FECO


Batch RFID: 1A4010300014ADD000013287

Batch Size: 1399 (g)

License: 10051970949

Date Sampled: 03/21/19 08:46

Date Accepted: 03/21/19



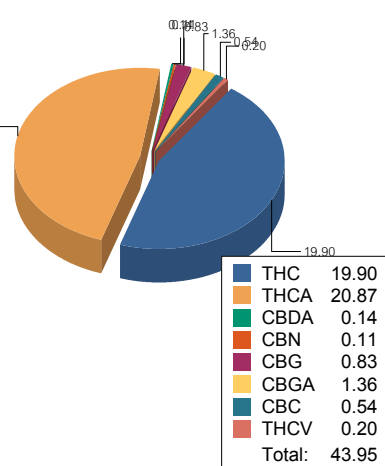
## Potency Analysis

Date Extracted: 03/25/19

Date Analyzed: 03/25/19

Analysis Method/SOP: Potency

\* - ORELAP certified analyte

Cannabinoids	% weight	mg/g	LOQ (%)	Cannabinoids Profile
<b>Total THC</b> ((THCA*0.877)+d9)	38.20	382	0.07	
<b>Total CBD</b> ((CBDA*0.877)+CBD)	0.13	1.3	0.07	
d9-THC (d9-Tetrahydrocannabinol)*	19.90	199	0.07	
d8-THC (d8-Tetrahydrocannabinol)*	< LOQ	< LOQ	0.09	
THCA (d9-Tetrahydrocannabinolic Acid)*	20.87	208.7	0.14	
CBD (Cannabidiol)*	< LOQ	< LOQ	0.07	
CBDA (Cannabidiolic Acid)*	0.14	1.4	0.14	
CBN (Cannabinol)*	0.11	1.1	0.07	
CBG (Cannabigerol)*	0.83	8.3	0.09	
CBGA (Cannabigerolic Acid)	1.36	13.6	0.09	
CBDV (Cannabidivarin)*	< LOQ	< LOQ	0.09	
CBDVA (Cannabidivarinic Acid)	< LOQ	< LOQ	0.09	
CBC (Cannabichromene)*	0.54	5.4	0.09	
THCV (Tetrahydrocannabivarin)	0.20	2	0.09	
<b>Total Cannabinoids</b>	43.95	439.5	0.07	

<LOQ - Results below the Limit of Quantitation - Compound not detected

Sample Name: **Durban Poison - FECO**

Sample Metrc ID: **1A4010300014ADD000013313**

	Primary Result %	Duplicate Result %	Average %	% RPD	Pass/Fail (<20%RPD)
<b>Total THC</b> ((THCA*0.877)+d9)	38.62	38.20	38.41	1.09	PASS
<b>Total CBD</b> ((CBDA*0.877)+CBD)	0.12	0.13	0.13	8	NA



Brian Weigel  
Lab Director

These results relate only to the sample included on this report. The report may not be reproduced except in full, without the written permission of SC Laboratories. Samples tested in accordance with Oregon Administrative Rules, TNI 2009 Standard and SC Laboratories quality assurance plan unless otherwise noted.

Sample Name: <b>Durban Poison - FECO Primary</b>	License: <b>10051970949</b>
Tested for: <b>OM Extracts</b>	Date Sampled: <b>03/21/19 08:45</b>
<b>Compliance Extract</b>	Date Accepted: <b>03/21/19</b>
Laboratory ID: <b>19C0104-01</b>	Sample Metrc ID: <b>1A4010300014ADD000013313</b>
Matrix: <b>Extracts and Concentrates</b>	Batch RFID: <b>1A4010300014ADD000013287</b>
Lot # <b>190320-DP FECO</b>	Batch Size: <b>1399 (g)</b>

**Terpene Analysis**

Date Extracted: 03/25/19 Analysis Method/SOP: Terpenes  
Date Analyzed: 03/26/19

Analyte	Result (%)	LOQ	Analyte	Result	LOQ
alpha Pinene	0.608	0.094	Myrcene	1.822	0.094
alpha Phellandrene	0.094	0.094	3-Carene	< LOQ	0.094
alpha Terpinene	< LOQ	0.094	Limonene	0.838	0.094
Terpinolene	1.974	0.094	Linalool	0.383	0.094
Fenchol	0.135	0.094	Borneol	< LOQ	0.094
Terpineol	0.210	0.094	Geraniol	< LOQ	0.094
alpha Humulene	1.416	0.094	beta Caryophyllene	4.203	0.094
Caryophyllene Oxide	0.445	0.094	alpha Bisabolol	0.936	0.094
Camphene	< LOQ	0.094	beta Pinene	0.409	0.094
Ocimene	0.207	0.094	Sabinene	< LOQ	0.094
Camphor	< LOQ	0.094	Isoborneol	< LOQ	0.094
Menthol	< LOQ	0.094	alpha Cedrene	< LOQ	0.094
Nerolidol	0.668	0.094	R-(+)-Pulegone	< LOQ	0.094
Eucalyptol	< LOQ	0.094	p-Cymene	< LOQ	0.094
(-)-Isopulegol	< LOQ	0.094	Geranyl Acetate	< LOQ	0.094
Guaiol	0.297	0.094	Valencene	0.928	0.094
Phytol	1.083	0.094	Citronellol	< LOQ	0.094
gamma-Terpinene	< LOQ	0.094			
			<b>Total Terpenes</b>	<b>16.65 %</b>	

<LOQ - Results below the Limit of Quantitation - Compound not detected  
Terpene Analysis is not ORELAP Accredited.



Brian Weigel  
Lab Director

These results relate only to the sample included on this report. The report may not be reproduced except in full, without the written permission of SC Laboratories. Samples tested in accordance with Oregon Administrative Rules, TNI 2009 Standard and SC Laboratories quality assurance plan unless otherwise noted.

Sample Name: **Durban Poison - FECO Primary**

License: **10051970949**

Tested for: **OM Extracts**

Date Sampled: **03/21/19 08:45**

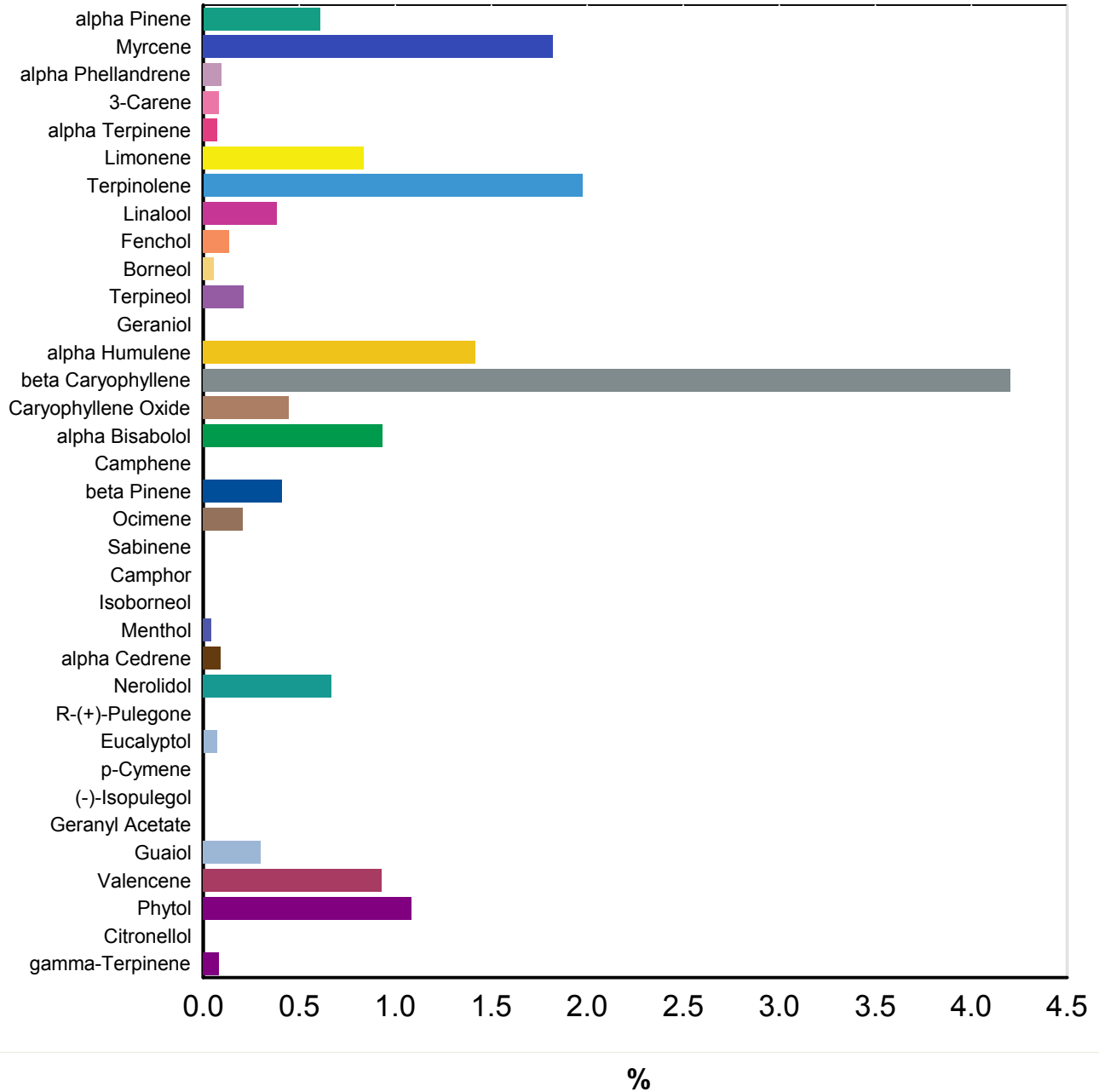
**Compliance Extract**

Date Accepted: **03/21/19 17:57**

Laboratory ID: **19C0104-01** Matrix: **Extracts and**

Client/Metric ID: **1A4010300014ADD000013313**

**Terpene Profile**



*Brian Weigel*  
 Brian Weigel  
 Lab Director

These results relate only to the sample included on this report. The report may not be reproduced except in full, without the written permission of SC Laboratories. Samples tested in accordance with Oregon Administrative Rules, TNI 2009 Standard and SC Laboratories quality assurance plan unless otherwise noted.

Sample Name: **Durban Poison - FECO Primary** License: **10051970949**  
 Tested for: **OM Extracts** Date Sampled: **03/21/19 08:45**  
**Compliance Extract** Date Accepted: **03/21/19**

Laboratory ID: **19C0104-01** Sample Metric ID: **1A4010300014ADD000013313**  
 Matrix: **Extracts and Concentrates** Batch RFID: **1A4010300014ADD000013287**  
 Lot # **190320-DP FECO** Batch Size: **1399 (g)**

## Pesticide Analysis in ppm

Date Extracted: 03/25/19 Analysis Method/SOP: Pesticides  
 Date Analyzed: 03/27/19 Results above the action levels are highlighted in red #.

Analyte	Result	Action Level	LOQ	Analyte	Result	Action Level	LOQ
Abamectin	< LOQ	0.5	0.241	Acephate	< LOQ	0.4	0.192
Acequinocyl	< LOQ	2	0.962	Acetamiprid	< LOQ	0.2	0.096
Aldicarb	< LOQ	0.4	0.192	Azoxystrobin	< LOQ	0.2	0.096
Bifenazate	< LOQ	0.2	0.096	Bifenthrin	< LOQ	0.2	0.096
Boscalid	< LOQ	0.4	0.192	Carbaryl	< LOQ	0.2	0.096
Carbofuran	< LOQ	0.2	0.096	Chlorantraniliprole	< LOQ	0.2	0.096
Chlorfenapyr	< LOQ	1	0.481	Chlorpyrifos	< LOQ	0.2	0.096
Clofentezine	< LOQ	0.2	0.096	Cyfluthrin	< LOQ	1	0.481
Cypermethrin	< LOQ	1	0.481	Daminozide	< LOQ	1	0.481
DDVP (Dichlorvos)	< LOQ	1	0.481	Diazinon	< LOQ	0.2	0.096
Dimethoate	< LOQ	0.2	0.096	Ethoprophos	< LOQ	0.2	0.096
Etofenprox	< LOQ	0.4	0.192	Etoxazole	< LOQ	0.2	0.096
Fenoxycarb	< LOQ	0.2	0.096	Fenpyroximate	< LOQ	0.4	0.192
Fipronil	< LOQ	0.4	0.192	Fonicamid	< LOQ	1	0.481
Fludioxonil	< LOQ	0.4	0.192	Hexythiazox	< LOQ	1	0.481
Imazalil	< LOQ	0.2	0.096	Imidacloprid	< LOQ	0.4	0.192
Kresoxim-methyl	< LOQ	0.4	0.192	Malathion	< LOQ	0.2	0.096
Metalaxyl	< LOQ	0.2	0.096	Methiocarb	< LOQ	0.2	0.096
Methomyl	< LOQ	0.4	0.192	Methyl parathion	< LOQ	0.2	0.096
MGK-264	< LOQ	0.2	0.096	Myclobutanil	< LOQ	0.2	0.096
Naled	< LOQ	0.5	0.241	Oxamyl	< LOQ	1	0.481
Paclobutrazol	< LOQ	0.4	0.192	Permethrins (total)	< LOQ	0.2	0.096
Phosmet	< LOQ	0.2	0.096	Piperonyl butoxide	< LOQ	2	0.481
Prallethrin	< LOQ	0.2	0.096	Propiconazole	< LOQ	0.4	0.192
Propoxur	< LOQ	0.2	0.096	Pyrethrins (total)	< LOQ	1	0.481
Pyridaben	< LOQ	0.2	0.096	Spinosad	< LOQ	0.2	0.096
Spiromesifen	< LOQ	0.2	0.096	Spirotetramat	< LOQ	0.2	0.096
Spiroxamine	< LOQ	0.4	0.192	Tebuconazole	< LOQ	0.4	0.192
Thiacloprid	< LOQ	0.2	0.096	Thiamethoxam	< LOQ	0.2	0.096
Trifloxystrobin	< LOQ	0.2	0.096				

<LOQ - Results below the Limit of Quantitation - Compound not detected



Brian Weigel  
Lab Director

These results relate only to the sample included on this report. The report may not be reproduced except in full, without the written permission of SC Laboratories. Samples tested in accordance with Oregon Administrative Rules, TNI 2009 Standard and SC Laboratories quality assurance plan unless otherwise noted.

Sample Name: **Durban Poison - FECO Duplicate** License: **10051970949**  
 Tested for: **OM Extracts** Date Sampled: **03/21/19 08:46**  
**Compliance Extract** Date Accepted: **03/21/19**

Laboratory ID: **19C0104-02** Sample Metric ID: **1A4010300014ADD000013313**  
 Matrix: **Extracts and Concentrates** Batch RFID: **1A4010300014ADD000013287**  
 Lot # **190320-DP FECO** Batch Size: **1399 (g)**

## Pesticide Analysis in ppm

Date Extracted: 03/25/19 Analysis Method/SOP: Pesticides  
 Date Analyzed: 03/27/19 Results above the action levels are highlighted in red #.

Analyte	Result	Action Level	LOQ	Analyte	Result	Action Level	LOQ
Abamectin	< LOQ	0.5	0.237	Acephate	< LOQ	0.4	0.190
Acequinocyl	< LOQ	2	0.949	Acetamiprid	< LOQ	0.2	0.095
Aldicarb	< LOQ	0.4	0.190	Azoxystrobin	< LOQ	0.2	0.095
Bifenazate	< LOQ	0.2	0.095	Bifenthrin	< LOQ	0.2	0.095
Boscalid	< LOQ	0.4	0.190	Carbaryl	< LOQ	0.2	0.095
Carbofuran	< LOQ	0.2	0.095	Chlorantraniliprole	< LOQ	0.2	0.095
Chlorfenapyr	< LOQ	1	0.475	Chlorpyrifos	< LOQ	0.2	0.095
Clofentezine	< LOQ	0.2	0.095	Cyfluthrin	< LOQ	1	0.475
Cypermethrin	< LOQ	1	0.475	Daminozide	< LOQ	1	0.475
DDVP (Dichlorvos)	< LOQ	1	0.475	Diazinon	< LOQ	0.2	0.095
Dimethoate	< LOQ	0.2	0.095	Ethoprophos	< LOQ	0.2	0.095
Etofenprox	< LOQ	0.4	0.190	Etoxazole	< LOQ	0.2	0.095
Fenoxycarb	< LOQ	0.2	0.095	Fenpyroximate	< LOQ	0.4	0.190
Fipronil	< LOQ	0.4	0.190	Fonicamid	< LOQ	1	0.475
Fludioxonil	< LOQ	0.4	0.190	Hexythiazox	< LOQ	1	0.475
Imazalil	< LOQ	0.2	0.095	Imidacloprid	< LOQ	0.4	0.190
Kresoxim-methyl	< LOQ	0.4	0.190	Malathion	< LOQ	0.2	0.095
Metalaxyl	< LOQ	0.2	0.095	Methiocarb	< LOQ	0.2	0.095
Methomyl	< LOQ	0.4	0.190	Methyl parathion	< LOQ	0.2	0.095
MGK-264	< LOQ	0.2	0.095	Myclobutanil	< LOQ	0.2	0.095
Naled	< LOQ	0.5	0.237	Oxamyl	< LOQ	1	0.475
Paclobutrazol	< LOQ	0.4	0.190	Permethrins (total)	< LOQ	0.2	0.095
Phosmet	< LOQ	0.2	0.095	Piperonyl butoxide	< LOQ	2	0.475
Prallethrin	< LOQ	0.2	0.095	Propiconazole	< LOQ	0.4	0.190
Propoxur	< LOQ	0.2	0.095	Pyrethrins (total)	< LOQ	1	0.475
Pyridaben	< LOQ	0.2	0.095	Spinosad	< LOQ	0.2	0.095
Spiromesifen	< LOQ	0.2	0.095	Spirotetramat	< LOQ	0.2	0.095
Spiroxamine	< LOQ	0.4	0.190	Tebuconazole	< LOQ	0.4	0.190
Thiacloprid	< LOQ	0.2	0.095	Thiamethoxam	< LOQ	0.2	0.095
Trifloxystrobin	< LOQ	0.2	0.095				

<LOQ - Results below the Limit of Quantitation - Compound not detected



Brian Weigel  
Lab Director

These results relate only to the sample included on this report. The report may not be reproduced except in full, without the written permission of SC Laboratories. Samples tested in accordance with Oregon Administrative Rules, TNI 2009 Standard and SC Laboratories quality assurance plan unless otherwise noted.

Sample Name: <b>Durban Poison - FECO Primary</b>	License: <b>10051970949</b>
Tested for: <b>OM Extracts</b>	Date Sampled: <b>03/21/19 08:45</b>
<b>Compliance Extract</b>	Date Accepted: <b>03/21/19</b>
Laboratory ID: <b>19C0104-01</b>	Sample Metric ID: <b>1A4010300014ADD000013313</b>
Matrix: <b>Extracts and Concentrates</b>	Batch RFID: <b>1A4010300014ADD000013287</b>
Lot # <b>190320-DP FECO</b>	Batch Size: <b>1399 (g)</b>

### Residual Solvents

Solvent	Results in ug/g	Action Level	LOQ
1,4-Dioxane	< LOQ	380	181
2-Butanol	< LOQ	5000	2380
2-Ethoxyethanol	< LOQ	160	76.3
2-Propanol (IPA)	< LOQ	5000	2380
Acetone	< LOQ	5000	2380
Acetonitrile	< LOQ	400	195
Benzene	< LOQ	2	0.954
Butanes	< LOQ	5000	2380
Cyclohexane	< LOQ	3880	1850
Dichloromethane (methylene chloride)	< LOQ	600	286
Ethyl acetate	< LOQ	5000	2380
Ethyl ether	< LOQ	5000	2380
Ethylbenzene	< LOQ	2170	1030
Ethylene glycol	< LOQ	620	296
Ethylene oxide	< LOQ	50	23.8
Heptane	< LOQ	5000	2380
Hexanes	< LOQ	290	138
Isopropyl acetate	< LOQ	5000	2380
Isopropylbenzene (cumene)	< LOQ	70	33.4
Methanol	< LOQ	3000	1430
Pentanes	< LOQ	5000	2380
Propane	< LOQ	5000	2380
Tetrahydrofuran	< LOQ	720	343
Toluene	< LOQ	890	424
Xylenes	< LOQ	2170	1030

Date Extracted: 03/25/19  
 Date Analyzed: 03/25/19  
 Analysis Method/SOP: RST

<LOQ - Results below the Limit of Quantitation - Compound not detected  
 Results above the Action Level fail state testing requirements and will be highlighted **Red #**.



Brian Weigel  
 Lab Director

These results relate only to the sample included on this report. The report may not be reproduced except in full, without the written permission of SC Laboratories. Samples tested in accordance with Oregon Administrative Rules, TNI 2009 Standard and SC Laboratories quality assurance plan unless otherwise noted.

Sample Name: **Durban Poison - FECO Duplicate**  
 Tested for: **OM Extracts**  
**Compliance Extract**

License: **10051970949**  
 Date Sampled: **03/21/19 08:46**  
 Date Accepted: **03/21/19**

Laboratory ID: **19C0104-02**

Sample Metric ID: **1A4010300014ADD000013313**

Matrix: **Extracts and Concentrates**

Batch RFID: **1A4010300014ADD000013287**

Lot # **190320-DP FECO**

Batch Size: **1399 (g)**

### Residual Solvents

Solvent	Results in ug/g	Action Level	LOQ
1,4-Dioxane	< LOQ	380	172
2-Butanol	< LOQ	5000	2260
2-Ethoxyethanol	< LOQ	160	72.2
2-Propanol (IPA)	< LOQ	5000	2260
Acetone	< LOQ	5000	2260
Acetonitrile	< LOQ	400	185
Benzene	< LOQ	2	0.903
Butanes	< LOQ	5000	2260
Cyclohexane	< LOQ	3880	1750
Dichloromethane (methylene chloride)	< LOQ	600	271
Ethyl acetate	< LOQ	5000	2260
Ethyl ether	< LOQ	5000	2260
Ethylbenzene	< LOQ	2170	980
Ethylene glycol	< LOQ	620	280
Ethylene oxide	< LOQ	50	22.6
Heptane	< LOQ	5000	2260
Hexanes	< LOQ	290	131
Isopropyl acetate	< LOQ	5000	2260
Isopropylbenzene (cumene)	< LOQ	70	31.6
Methanol	< LOQ	3000	1350
Pentanes	< LOQ	5000	2260
Propane	< LOQ	5000	2260
Tetrahydrofuran	< LOQ	720	325
Toluene	< LOQ	890	402
Xylenes	< LOQ	2170	980

Date Extracted: 03/25/19  
 Date Analyzed: 03/25/19  
 Analysis Method/SOP: RST

<LOQ - Results below the Limit of Quantitation - Compound not detected  
 Results above the Action Level fail state testing requirements and will be highlighted **Red #**.



Brian Weigel  
 Lab Director

These results relate only to the sample included on this report. The report may not be reproduced except in full, without the written permission of SC Laboratories. Samples tested in accordance with Oregon Administrative Rules, TNI 2009 Standard and SC Laboratories quality assurance plan unless otherwise noted.



**Case Narrative**

**Residual Solvent** - 2-Ethoxyethanol and Ethylene glycol above normally accepted recovery criteria in the Blank Spike, Matrix Spike, and Matrix Spike Duplicate. Analytes below reporting limit in all client samples. 2-Ethoxyethanol results exceeded the instrument calibration in these samples. Reported results are considered estimates.

Isopropylbenzene above normally accepted recovery criteria in the Matrix Spike and Matrix Spike Duplicate due to pinene coelution. Analyte below the reporting limit in all client samples.

**Pesticides** - Chlorantraniliprole and Fludioxonil recovered low in BS, however it recovered above 15%, MS RPD is low, and all samples are ND, so results are acceptable.

Daminozide recovered below 15% in BS with a high MS RPD, however it recovered higher than the control chart calculated lower recovery limit, and all samples are ND, so results are acceptable.

Acequinocyl recovered low in MS/MSD. However, BS recovered within acceptable limits, MS RPD is low, and all samples are ND, so results are acceptable.

**Quality Control  
Potency**

**Batch: B190490 - Potency/Terpenes**

Blank(B190490-BLK1)			Extracted - 03/25/19 12:49 Analyzed - 03/25/19 19:43					
Analyte	Result	Units	Spike Level	Source Result	%REC	%REC Limits	RPD	RPD Limit
d9-THC (d9-Tetrahydrocannabinol)	< LOQ	%						
d8-THC (d8-Tetrahydrocannabinol)	< LOQ	%						
THCA (d9-Tetrahydrocannabinolic Acid)	< LOQ	%						
CBD (Cannabidiol)	< LOQ	%						
CBDA (Cannabidiolic Acid)	< LOQ	%						
CBN (Cannabinol)	< LOQ	%						
CBG (Cannabigerol)	< LOQ	%						
CBGA (Cannabigerolic Acid)	< LOQ	%						
CBDV (Cannabidivarin)	< LOQ	%						
CBDVA (Cannabidivarinic Acid)	< LOQ	%						
CBC (Cannabichromene)	< LOQ	%						
THCV (Tetrahydrocannabivarin)	< LOQ	%						

Duplicate(B190490-DUP1)			Extracted - 03/25/19 12:49 Analyzed - 03/25/19 19:52					
Analyte	Result	Units	Spike Level	Source Result	%REC	%REC Limits	RPD	RPD Limit
d9-THC (d9-Tetrahydrocannabinol)	63.89	%		62.77			1.77	20
d8-THC (d8-Tetrahydrocannabinol)	< LOQ	%		< LOQ				20
CBD (Cannabidiol)	0.11	%		0.13			13.5	20



Brian Weigel  
Lab Director

These results relate only to the sample included on this report. The report may not be reproduced except in full, without the written permission of SC Laboratories. Samples tested in accordance with Oregon Administrative Rules, TNI 2009 Standard and SC Laboratories quality assurance plan unless otherwise noted.

## Quality Control Potency (Continued)

**Batch: B190490 - Potency/Terpenes (Continued)**

Duplicate(B190490-DUP1)		Extracted - 03/25/19 12:49 Analyzed - 03/25/19 19:52						
Analyte	Result	Units	Spike Level	Source Result	%REC	%REC Limits	RPD	RPD Limit
CBDA (Cannabidiolic Acid)	0.09	%		0.08			7.45	20
CBN (Cannabinol)	0.71	%		0.69			2.96	20
CBG (Cannabigerol)	1.05	%		1.05			0.445	20
CBGA (Cannabigerolic Acid)	0.21	%		0.20			0.919	20
CBDV (Cannabidivarin)	< LOQ	%		< LOQ				20
CBDVA (Cannabidivarinic Acid)	< LOQ	%		< LOQ				20
CBC (Cannabichromene)	1.19	%		1.13			5.39	20
THCV (Tetrahydrocannabivarin)	0.53	%		0.54			2.17	20

LCS(B190490-BS1)		Extracted - 03/25/19 12:49 Analyzed - 03/25/19 19:35						
Analyte	Result	Units	Spike Level	Source Result	%REC	%REC Limits	RPD	RPD Limit
d9-THC (d9-Tetrahydrocannabinol)	0.19	%	0.200		95.5	80-120		
CBD (Cannabidiol)	0.20	%	0.200		102	80-120		
CBDA (Cannabidiolic Acid)	0.17	%	0.200		85.5	80-120		
CBN (Cannabinol)	0.18	%	0.200		89.5	80-120		



Brian Weigel  
 Lab Director

These results relate only to the sample included on this report. The report may not be reproduced except in full, without the written permission of SC Laboratories. Samples tested in accordance with Oregon Administrative Rules, TNI 2009 Standard and SC Laboratories quality assurance plan unless otherwise noted.

## Quality Control Pesticide Analysis

**Batch: B190489 - Pesticide Prep**

Analyte	Result	Units	Spike Level	Source Result	%REC	%REC Limits	RPD	RPD Limit
<b>Blank(B190489-BLK1)</b>			<b>Extracted - 03/25/19 12:48 Analyzed - 03/27/19 0:10</b>					
Abamectin	< LOQ	ppm						
Acephate	< LOQ	ppm						
Acequinocyl	< LOQ	ppm						
Acetamiprid	< LOQ	ppm						
Aldicarb	< LOQ	ppm						
Azoxystrobin	< LOQ	ppm						
Bifenazate	< LOQ	ppm						
Bifenthrin	< LOQ	ppm						
Boscalid	< LOQ	ppm						
Carbaryl	< LOQ	ppm						
Carbofuran	< LOQ	ppm						
Chlorantraniliprole	< LOQ	ppm						
Chlorfenapyr	< LOQ	ppm						
Chlorpyrifos	< LOQ	ppm						
Clofentezine	< LOQ	ppm						
Cyfluthrin	< LOQ	ppm						
Cypermethrin	< LOQ	ppm						
Daminozide	< LOQ	ppm						
DDVP (Dichlorvos)	< LOQ	ppm						
Diazinon	< LOQ	ppm						
Dimethoate	< LOQ	ppm						
Ethoprophos	< LOQ	ppm						
Etofenprox	< LOQ	ppm						
Etoxazole	< LOQ	ppm						
Fenoxycarb	< LOQ	ppm						
Fenpyroximate	< LOQ	ppm						
Fipronil	< LOQ	ppm						
Fonicamid	< LOQ	ppm						
Fludioxonil	< LOQ	ppm						
Hexythiazox	< LOQ	ppm						
Imazalil	< LOQ	ppm						
Imidacloprid	< LOQ	ppm						
Kresoxim-methyl	< LOQ	ppm						
Malathion	< LOQ	ppm						
Metalaxyl	< LOQ	ppm						



Brian Weigel  
Lab Director

These results relate only to the sample included on this report. The report may not be reproduced except in full, without the written permission of SC Laboratories. Samples tested in accordance with Oregon Administrative Rules, TNI 2009 Standard and SC Laboratories quality assurance plan unless otherwise noted.

## Quality Control

### Pesticide Analysis (Continued)

**Batch: B190489 - Pesticide Prep (Continued)**

Blank(B190489-BLK1)			Extracted - 03/25/19 12:48 Analyzed - 03/27/19 0:10					
Analyte	Result	Units	Spike Level	Source Result	%REC	%REC Limits	RPD	RPD Limit
Methiocarb	< LOQ	ppm						
Methomyl	< LOQ	ppm						
Methyl parathion	< LOQ	ppm						
MGK-264	< LOQ	ppm						
Myclobutanil	< LOQ	ppm						
Naled	< LOQ	ppm						
Oxamyl	< LOQ	ppm						
Pacllobutrazol	< LOQ	ppm						
Permethrins (total)	< LOQ	ppm						
Phosmet	< LOQ	ppm						
Piperonyl butoxide	< LOQ	ppm						
Prallethrin	< LOQ	ppm						
Propiconazole	< LOQ	ppm						
Propoxur	< LOQ	ppm						
Pyrethrins (total)	< LOQ	ppm						
Pyridaben	< LOQ	ppm						
Spinosad	< LOQ	ppm						
Spiromesifen	< LOQ	ppm						
Spirotetramat	< LOQ	ppm						
Spiroxamine	< LOQ	ppm						
Tebuconazole	< LOQ	ppm						
Thiacloprid	< LOQ	ppm						
Thiamethoxam	< LOQ	ppm						
Trifloxystrobin	< LOQ	ppm						

LCS(B190489-BS1)			Extracted - 03/25/19 12:48 Analyzed - 03/27/19 0:26					
Analyte	Result	Units	Spike Level	Source Result	%REC	%REC Limits	RPD	RPD Limit
Abamectin	0.52	ppm	0.980		52.6	15-150		
Acephate	0.74	ppm	1.00		73.6	51-141		
Acequinocyl	0.50	ppm	1.00		50.1	24-84		
Acetamiprid	0.68	ppm	1.00		68.1	50-150		
Aldicarb	0.70	ppm	1.00		69.9	49-146		
Azoxystrobin	0.64	ppm	1.00		64.3	52-136		
Bifenazate	0.67	ppm	1.00		67.0	41-133		
Bifenthrin	0.61	ppm	1.00		61.4	22-130		



Brian Weigel  
Lab Director

These results relate only to the sample included on this report. The report may not be reproduced except in full, without the written permission of SC Laboratories. Samples tested in accordance with Oregon Administrative Rules, TNI 2009 Standard and SC Laboratories quality assurance plan unless otherwise noted.

## Quality Control Pesticide Analysis (Continued)

**Batch: B190489 - Pesticide Prep (Continued)**

LCS(B190489-BS1)		Extracted - 03/25/19 12:48 Analyzed - 03/27/19 0:26						
Analyte	Result	Units	Spike Level	Source Result	%REC	%REC Limits	RPD	RPD Limit
Boscalid	0.51	ppm	1.00		50.7	29-144		
Carbaryl	0.72	ppm	1.00		71.9	61-127		
Carbofuran	0.71	ppm	1.00		70.8	62-136		
Chlorantraniliprole	0.29	ppm	1.00		29.1	41-150		
Chlorfenapyr	0.63	ppm	1.00		63.5	23-143		
Chlorpyrifos	0.80	ppm	1.00		79.6	29-124		
Clofentezine	0.69	ppm	1.00		69.3	40-127		
Cyfluthrin	0.57	ppm	1.00		56.6	32-147		
Cypermethrin	0.64	ppm	1.00		63.7	21-144		
Daminozide	0.14	ppm	1.00		14.4	15-91		
DDVP (Dichlorvos)	0.72	ppm	1.00		72.4	55-150		
Diazinon	0.82	ppm	1.00		81.7	43-127		
Dimethoate	0.73	ppm	1.00		73.0	62-136		
Ethoprophos	0.72	ppm	1.00		72.0	45-142		
Etofenprox	0.71	ppm	1.00		71.3	24-113		
Etoxazole	0.69	ppm	1.00		68.9	34-121		
Fenoxycarb	0.60	ppm	1.00		60.3	22-150		
Fenpyroximate	0.52	ppm	1.00		51.8	34-144		
Fipronil	0.49	ppm	1.00		48.8	25-149		
Flonicamid	0.55	ppm	1.00		55.2	53-144		
Fludioxonil	0.22	ppm	1.00		21.8	29-132		
Hexythiazox	0.59	ppm	1.00		59.1	22-111		
Imazalil	0.72	ppm	1.00		72.0	48-125		
Imidacloprid	0.59	ppm	1.00		59.2	41-150		
Kresoxim-methyl	0.81	ppm	1.00		81.3	43-140		
Malathion	0.71	ppm	1.00		71.2	25-148		
Metalaxyl	0.70	ppm	1.00		70.0	50-136		
Methiocarb	0.72	ppm	1.00		71.6	56-132		
Methomyl	0.69	ppm	1.00		68.6	40-150		
Methyl parathion	0.62	ppm	1.00		61.5	15-150		
MGK-264	0.36	ppm	0.630		57.3	32-134		
Myclobutanil	0.58	ppm	1.00		58.0	43-141		
Naled	0.60	ppm	1.00		59.8	15-136		
Oxamyl	0.68	ppm	1.00		67.5	56-133		
Paclobutrazol	0.60	ppm	1.00		60.5	34-143		



Brian Weigel  
 Lab Director

These results relate only to the sample included on this report. The report may not be reproduced except in full, without the written permission of SC Laboratories. Samples tested in accordance with Oregon Administrative Rules, TNI 2009 Standard and SC Laboratories quality assurance plan unless otherwise noted.

## Quality Control Pesticide Analysis (Continued)

**Batch: B190489 - Pesticide Prep (Continued)**

LCS(B190489-BS1)		Extracted - 03/25/19 12:48 Analyzed - 03/27/19 0:26						
Analyte	Result	Units	Spike Level	Source Result	%REC	%REC Limits	RPD	RPD Limit
Permethrins (total)	0.52	ppm				31-113		
Phosmet	0.65	ppm	1.00		64.8	53-124		
Piperonyl butoxide	0.71	ppm	1.00		71.4	39-128		
Prallethrin	0.50	ppm	1.00		49.8	43-140		
Propiconazole	0.61	ppm	1.00		60.5	47-124		
Propoxur	0.71	ppm	1.00		70.8	63-135		
Pyrethrins (total)	0.35	ppm				19-144		
Pyridaben	0.64	ppm	1.00		63.8	31-122		
Spinosad	0.55	ppm	0.820		67.6	24-147		
Spiromesifen	0.67	ppm	1.00		67.4	49-133		
Spirotetramat	0.57	ppm	1.00		56.7	29-150		
Spiroxamine	0.37	ppm	0.550		67.8	15-122		
Tebuconazole	0.72	ppm	1.00		71.8	40-133		
Thiacloprid	0.63	ppm	1.00		63.1	60-143		
Thiamethoxam	0.68	ppm	1.00		67.5	42-146		
Trifloxystrobin	0.75	ppm	1.00		74.7	41-148		

Matrix Spike(B190489-MS1)		Extracted - 03/25/19 12:48 Analyzed - 03/27/19 0:42						
Analyte	Result	Units	Spike Level	Source Result	%REC	%REC Limits	RPD	RPD Limit
Abamectin	1.78	ppm	1.86	< LOQ	95.6	21-150		
Acephate	1.94	ppm	1.90	< LOQ	102	48-131		
Acequinocyl	< LOQ	ppm	1.90	< LOQ		16-148		
Acetamiprid	1.83	ppm	1.90	< LOQ	96.4	50-145		
Aldicarb	1.88	ppm	1.90	< LOQ	98.9	53-133		
Azoxystrobin	1.95	ppm	1.90	< LOQ	103	35-147		
Bifenazate	2.03	ppm	1.90	< LOQ	107	43-143		
Bifenthrin	0.76	ppm	1.90	< LOQ	39.9	16-107		
Boscalid	1.58	ppm	1.90	< LOQ	83.4	42-140		
Carbaryl	1.68	ppm	1.90	< LOQ	88.7	71-113		
Carbofuran	1.84	ppm	1.90	< LOQ	96.8	73-118		
Chlorantraniliprole	0.97	ppm	1.90	< LOQ	51.2	45-136		
Chlorfenapyr	1.15	ppm	1.90	< LOQ	60.3	15-150		
Chlorpyrifos	1.52	ppm	1.90	< LOQ	80.2	24-125		
Clofentezine	1.03	ppm	1.90	< LOQ	54.2	38-118		
Cyfluthrin	1.39	ppm	1.90	< LOQ	73.3	23-139		



Brian Weigel  
 Lab Director

These results relate only to the sample included on this report. The report may not be reproduced except in full, without the written permission of SC Laboratories. Samples tested in accordance with Oregon Administrative Rules, TNI 2009 Standard and SC Laboratories quality assurance plan unless otherwise noted.

## Quality Control Pesticide Analysis (Continued)

**Batch: B190489 - Pesticide Prep (Continued)**

Matrix Spike(B190489-MS1)			Extracted - 03/25/19 12:48 Analyzed - 03/27/19 0:42					
Analyte	Result	Units	Spike Level	Source Result	%REC	%REC Limits	RPD	RPD Limit
Cypermethrin	2.11	ppm	1.90	< LOQ	111	38-150		
Daminozide	1.69	ppm	1.90	< LOQ	89.1	15-150		
DDVP (Dichlorvos)	1.78	ppm	1.90	< LOQ	93.6	64-124		
Diazinon	1.86	ppm	1.90	< LOQ	98.1	50-123		
Dimethoate	1.77	ppm	1.90	< LOQ	93.3	69-116		
Ethoprophos	1.92	ppm	1.90	< LOQ	101	39-146		
Etofenprox	1.01	ppm	1.90	< LOQ	53.4	31-117		
Etoxazole	1.66	ppm	1.90	< LOQ	87.3	35-136		
Fenoxycarb	1.72	ppm	1.90	< LOQ	90.6	23-150		
Fenpyroximate	1.55	ppm	1.90	< LOQ	81.8	30-143		
Fipronil	1.20	ppm	1.90	< LOQ	63.1	15-150		
Flonicamid	1.39	ppm	1.90	< LOQ	73.0	50-131		
Fludioxonil	1.13	ppm	1.90	< LOQ	59.3	44-150		
Hexythiazox	1.73	ppm	1.90	< LOQ	91.3	34-144		
Imazalil	1.84	ppm	1.90	< LOQ	96.8	54-124		
Imidacloprid	1.83	ppm	1.90	< LOQ	96.3	39-150		
Kresoxim-methyl	1.74	ppm	1.90	< LOQ	91.8	46-134		
Malathion	2.13	ppm	1.90	< LOQ	112	26-148		
Metalaxyl	2.05	ppm	1.90	< LOQ	108	60-127		
Methiocarb	1.89	ppm	1.90	< LOQ	99.5	50-131		
Methomyl	1.74	ppm	1.90	< LOQ	91.6	47-135		
Methyl parathion	1.53	ppm	1.90	< LOQ	80.4	15-150		
MGK-264	0.82	ppm	1.20	< LOQ	68.7	20-130		
Myclobutanil	1.70	ppm	1.90	< LOQ	89.3	43-134		
Naled	1.77	ppm	1.90	< LOQ	93.3	38-140		
Oxamyl	1.77	ppm	1.90	< LOQ	93.2	48-127		
Paclobutrazol	1.56	ppm	1.90	< LOQ	82.3	30-136		
Permethrins (total)	0.62	ppm		< LOQ		20-120		
Phosmet	2.07	ppm	1.90	< LOQ	109	51-134		
Piperonyl butoxide	1.80	ppm	1.90	< LOQ	94.6	36-134		
Prallethrin	1.41	ppm	1.90	< LOQ	74.1	23-149		
Propiconazole	1.29	ppm	1.90	< LOQ	68.0	45-133		
Propoxur	1.80	ppm	1.90	< LOQ	95.0	59-130		
Pyrethrins (total)	1.28	ppm		< LOQ		15-146		
Pyridaben	0.88	ppm	1.90	< LOQ	46.4	15-150		



Brian Weigel  
 Lab Director

These results relate only to the sample included on this report. The report may not be reproduced except in full, without the written permission of SC Laboratories. Samples tested in accordance with Oregon Administrative Rules, TNI 2009 Standard and SC Laboratories quality assurance plan unless otherwise noted.

## Quality Control

### Pesticide Analysis (Continued)

**Batch: B190489 - Pesticide Prep (Continued)**

Matrix Spike(B190489-MS1)			Extracted - 03/25/19 12:48 Analyzed - 03/27/19 0:42					
Analyte	Result	Units	Spike Level	Source Result	%REC	%REC Limits	RPD	RPD Limit
Spinosad	1.24	ppm	1.56	< LOQ	79.8	23-150		
Spiromesifen	1.76	ppm	1.90	< LOQ	92.8	27-127		
Spirotetramat	2.09	ppm	1.90	< LOQ	110	33-150		
Spiroxamine	1.05	ppm	1.04	< LOQ	101	54-134		
Tebuconazole	1.36	ppm	1.90	< LOQ	71.4	22-126		
Thiacloprid	1.71	ppm	1.90	< LOQ	90.0	53-138		
Thiamethoxam	1.72	ppm	1.90	< LOQ	90.5	40-134		
Trifloxystrobin	1.92	ppm	1.90	< LOQ	101	25-140		

Matrix Spike Dup(B190489-MSD1)			Extracted - 03/25/19 12:48 Analyzed - 03/27/19					
Analyte	Result	Units	Spike Level	Source Result	%REC	%REC Limits	RPD	RPD Limit
Abamectin	1.35	ppm	1.88	< LOQ	71.8	21-150	28.4	40
Acephate	1.98	ppm	1.91	< LOQ	104	48-131	1.59	26
Acequinocyl	< LOQ	ppm	1.91	< LOQ		16-148		50
Acetamiprid	1.81	ppm	1.91	< LOQ	94.6	50-145	1.81	30
Aldicarb	1.75	ppm	1.91	< LOQ	91.5	53-133	7.79	30
Azoxystrobin	1.88	ppm	1.91	< LOQ	98.3	35-147	4.53	29
Bifenazate	2.02	ppm	1.91	< LOQ	105	43-143	1.62	30
Bifenthrin	0.68	ppm	1.91	< LOQ	35.8	16-107	10.9	29
Boscalid	1.57	ppm	1.91	< LOQ	82.1	42-140	1.64	30
Carbaryl	1.64	ppm	1.91	< LOQ	85.6	71-113	3.51	20
Carbofuran	1.81	ppm	1.91	< LOQ	94.8	73-118	2.07	20
Chlorantraniliprole	0.96	ppm	1.91	< LOQ	50.3	45-136	1.73	30
Chlorfenapyr	< LOQ	ppm	1.91	< LOQ		15-150		50
Chlorpyrifos	1.45	ppm	1.91	< LOQ	75.6	24-125	5.92	29
Clofentezine	1.00	ppm	1.91	< LOQ	52.1	38-118	4.12	26
Cyfluthrin	1.58	ppm	1.91	< LOQ	82.3	23-139	11.6	50
Cypermethrin	2.05	ppm	1.91	< LOQ	107	38-150	3.70	30
Daminozide	1.86	ppm	1.91	< LOQ	97.4	15-150	8.83	26
DDVP (Dichlorvos)	1.77	ppm	1.91	< LOQ	92.5	64-124	1.18	27
Diazinon	1.84	ppm	1.91	< LOQ	96.3	50-123	1.86	20
Dimethoate	1.81	ppm	1.91	< LOQ	94.3	69-116	1.06	20
Ethoprophos	1.86	ppm	1.91	< LOQ	96.9	39-146	4.31	30
Etofenprox	0.95	ppm	1.91	< LOQ	49.5	31-117	7.63	27
Etoxazole	1.63	ppm	1.91	< LOQ	85.0	35-136	2.70	30



Brian Weigel  
Lab Director

These results relate only to the sample included on this report. The report may not be reproduced except in full, without the written permission of SC Laboratories. Samples tested in accordance with Oregon Administrative Rules, TNI 2009 Standard and SC Laboratories quality assurance plan unless otherwise noted.



## Quality Control Pesticide Analysis (Continued)

Batch: B190489 - Pesticide Prep (Continued)

Matrix Spike Dup(B190489-MSD1)			Extracted - 03/25/19 12:48 Analyzed - 03/27/19					
Analyte	Result	Units	Spike Level	Source Result	%REC	%REC Limits	RPD	RPD Limit
Fenoxycarb	1.73	ppm	1.91	< LOQ	90.3	23-150	0.353	40
Fenpyroximate	1.52	ppm	1.91	< LOQ	79.3	30-143	3.20	26
Fipronil	1.14	ppm	1.91	< LOQ	59.5	15-150	5.81	30
Flonicamid	1.45	ppm	1.91	< LOQ	75.5	50-131	3.32	26
Fludioxonil	0.92	ppm	1.91	< LOQ	48.1	44-150	20.7	30
Hexythiazox	1.64	ppm	1.91	< LOQ	85.7	34-144	6.43	28
Imazalil	1.91	ppm	1.91	< LOQ	99.7	54-124	2.94	24
Imidacloprid	1.77	ppm	1.91	< LOQ	92.5	39-150	4.02	30
Kresoxim-methyl	1.70	ppm	1.91	< LOQ	88.7	46-134	3.45	20
Malathion	2.14	ppm	1.91	< LOQ	112	26-148	0.489	50
Metalaxyl	2.08	ppm	1.91	< LOQ	108	60-127	0.231	30
Methiocarb	1.83	ppm	1.91	< LOQ	95.7	50-131	3.92	30
Methomyl	1.75	ppm	1.91	< LOQ	91.6	47-135	0.0502	20
Methyl parathion	1.62	ppm	1.91	< LOQ	84.5	15-150	4.94	50
MGK-264	0.83	ppm	1.21	< LOQ	68.7	20-130	0.0884	30
Myclobutanil	1.68	ppm	1.91	< LOQ	87.8	43-134	1.65	30
Naled	1.74	ppm	1.91	< LOQ	91.0	38-140	2.48	30
Oxamyl	1.81	ppm	1.91	< LOQ	94.5	48-127	1.35	28
Paclbutrazol	1.58	ppm	1.91	< LOQ	82.6	30-136	0.394	30
Permethrins (total)	0.59	ppm		< LOQ		20-120		28
Phosmet	2.07	ppm	1.91	< LOQ	108	51-134	0.904	30
Piperonyl butoxide	1.74	ppm	1.91	< LOQ	90.6	36-134	4.28	30
Prallethrin	1.39	ppm	1.91	< LOQ	72.4	23-149	2.33	30
Propiconazole	1.23	ppm	1.91	< LOQ	64.4	45-133	5.45	30
Propoxur	1.78	ppm	1.91	< LOQ	92.8	59-130	2.30	29
Pyrethrins (total)	1.21	ppm		< LOQ		15-146		28
Pyridaben	0.84	ppm	1.91	< LOQ	43.9	15-150	5.67	29
Spinosad	1.26	ppm	1.57	< LOQ	80.0	23-150	0.260	30
Spiromesifen	1.73	ppm	1.91	< LOQ	90.5	27-127	2.53	28
Spirotetramat	2.03	ppm	1.91	< LOQ	106	33-150	3.80	30
Spiroxamine	1.01	ppm	1.05	< LOQ	96.1	54-134	4.75	30
Tebuconazole	1.39	ppm	1.91	< LOQ	72.7	22-126	1.88	21
Thiacloprid	1.67	ppm	1.91	< LOQ	87.1	53-138	3.34	30
Thiamethoxam	1.78	ppm	1.91	< LOQ	93.1	40-134	2.84	28
Trifloxystrobin	1.81	ppm	1.91	< LOQ	94.8	25-140	6.24	30



Brian Weigel  
 Lab Director

These results relate only to the sample included on this report. The report may not be reproduced except in full, without the written permission of SC Laboratories. Samples tested in accordance with Oregon Administrative Rules, TNI 2009 Standard and SC Laboratories quality assurance plan unless otherwise noted.

## Quality Control Solvent Analysis

Batch: B190488 - Residual Solvent Prep

Blank(B190488-BLK1)			Extracted - 03/25/19 12:47 Analyzed - 03/25/19 21:18					
Analyte	Result	Units	Spike Level	Source Result	%REC	%REC Limits	RPD	RPD Limit
1,4-Dioxane	< LOQ	ug/g						
2-Butanol	< LOQ	ug/g						
2-Ethoxyethanol	< LOQ	ug/g						
2-Propanol (IPA)	< LOQ	ug/g						
Acetone	< LOQ	ug/g						
Acetonitrile	< LOQ	ug/g						
Benzene	< LOQ	ug/g						
Butanes	< LOQ	ug/g						
Cyclohexane	< LOQ	ug/g						
Dichloromethane (methylene chloride)	< LOQ	ug/g						
Ethyl acetate	< LOQ	ug/g						
Ethyl ether	< LOQ	ug/g						
Ethylbenzene	< LOQ	ug/g						
Ethylene glycol	< LOQ	ug/g						
Ethylene oxide	< LOQ	ug/g						
Heptane	< LOQ	ug/g						
Hexanes	< LOQ	ug/g						
Isopropyl acetate	< LOQ	ug/g						
Isopropylbenzene (cumene)	< LOQ	ug/g						
Methanol	< LOQ	ug/g						
Pentanes	< LOQ	ug/g						
Propane	< LOQ	ug/g						
Tetrahydrofuran	< LOQ	ug/g						
Toluene	< LOQ	ug/g						
Xylenes	< LOQ	ug/g						

LCS(B190488-BS1)			Extracted - 03/25/19 12:47 Analyzed - 03/25/19 20:15					
Analyte	Result	Units	Spike Level	Source Result	%REC	%REC Limits	RPD	RPD Limit
1,4-Dioxane	549	ug/g	570		96.2	70-130		
2,2-Dimethylbutane	426	ug/g	435		98.0	70-130		
2-Butanol	3940	ug/g	3500		113	70-130		
2-Ethoxyethanol	596	ug/g	240		248	70-130		
2-Methylbutane (isopentane)	3760	ug/g	3500		107	70-130		
2-Methylpentane/2,3-Dimethylbutane	904	ug/g	870		104	70-130		
2-Propanol (IPA)	3880	ug/g	3500		111	70-130		



Brian Weigel  
Lab Director

These results relate only to the sample included on this report. The report may not be reproduced except in full, without the written permission of SC Laboratories. Samples tested in accordance with Oregon Administrative Rules, TNI 2009 Standard and SC Laboratories quality assurance plan unless otherwise noted.

## Quality Control Solvent Analysis (Continued)

**Batch: B190488 - Residual Solvent Prep (Continued)**

<b>LCS(B190488-BS1)</b>		<b>Extracted - 03/25/19 12:47 Analyzed - 03/25/19 20:15</b>						
<b>Analyte</b>	<b>Result</b>	<b>Units</b>	<b>Spike Level</b>	<b>Source Result</b>	<b>%REC</b>	<b>%REC Limits</b>	<b>RPD</b>	<b>RPD Limit</b>
3-Methylpentane	432	ug/g	435		99.3	70-130		
Acetone	3820	ug/g	3500		109	70-130		
Acetonitrile	672	ug/g	615		109	70-130		
Benzene	2.99	ug/g	3.00		99.5	70-130		
Cyclohexane	5840	ug/g	5820		100	70-130		
Dichloromethane (methylene chloride)	950	ug/g	900		106	70-130		
Ethyl acetate	3730	ug/g	3500		106	70-130		
Ethyl ether	3570	ug/g	3500		102	70-130		
Ethylbenzene	3010	ug/g	3250		92.7	70-130		
Ethylene glycol	2190	ug/g	930		236	70-130		
Heptane	3650	ug/g	3500		104	70-130		
Isopropyl acetate	3730	ug/g	3500		107	70-130		
Isopropylbenzene (cumene)	95.4	ug/g	105		90.9	70-130		
m,p-Xylene	6050	ug/g	6510		92.9	70-130		
Methanol	2720	ug/g	2500		109	70-130		
n-Hexane	434	ug/g	435		99.7	70-130		
n-Pentane	3920	ug/g	3500		112	70-130		
Tetrahydrofuran	1120	ug/g	1080		104	70-130		
Toluene	1260	ug/g	1340		94.2	70-130		
o-Xylene	3020	ug/g	3250		92.9	70-130		

<b>Matrix Spike(B190488-MS1)</b>		<b>Extracted - 03/25/19 12:47 Analyzed - 03/25/19 20:36</b>						
<b>Analyte</b>	<b>Result</b>	<b>Units</b>	<b>Spike Level</b>	<b>Source Result</b>	<b>%REC</b>	<b>%REC Limits</b>	<b>RPD</b>	<b>RPD Limit</b>
1,4-Dioxane	522	ug/g	560	< LOQ	93.2	70-130		
2,2-Dimethylbutane	421	ug/g	428	< LOQ	98.4	70-130		
2-Butanol	3750	ug/g	3440	< LOQ	109	70-130		
2-Ethoxyethanol	579	ug/g	236	< LOQ	245	70-130		
2-Methylbutane (isopentane)	3660	ug/g	3440	< LOQ	106	70-130		
2-Methylpentane/2,3-Dimethylbutane	888	ug/g	855	< LOQ	104	70-130		
2-Propanol (IPA)	5930	ug/g	3440	2140	110	70-130		
3-Methylpentane	433	ug/g	428	< LOQ	101	70-130		
Acetone	3630	ug/g	3440	60.3	104	70-130		
Acetonitrile	644	ug/g	604	37.5	100	70-130		
Benzene	3.22	ug/g	2.95	< LOQ	109	70-130		
Cyclohexane	5810	ug/g	5720	< LOQ	101	70-130		



Brian Weigel  
 Lab Director

These results relate only to the sample included on this report. The report may not be reproduced except in full, without the written permission of SC Laboratories. Samples tested in accordance with Oregon Administrative Rules, TNI 2009 Standard and SC Laboratories quality assurance plan unless otherwise noted.

## Quality Control

### Solvent Analysis (Continued)

**Batch: B190488 - Residual Solvent Prep (Continued)**

Matrix Spike(B190488-MS1)			Extracted - 03/25/19 12:47 Analyzed - 03/25/19 20:36					
Analyte	Result	Units	Spike Level	Source Result	%REC	%REC Limits	RPD	RPD Limit
Dichloromethane (methylene chloride)	936	ug/g	885	< LOQ	106	70-130		
Ethyl acetate	3540	ug/g	3440	< LOQ	103	70-130		
Ethyl ether	3450	ug/g	3440	< LOQ	100	70-130		
Ethylbenzene	3030	ug/g	3190	< LOQ	94.7	70-130		
Ethylene glycol	2240	ug/g	914	< LOQ	245	70-130		
Heptane	3680	ug/g	3440	< LOQ	107	70-130		
Isopropyl acetate	3590	ug/g	3440	< LOQ	104	70-130		
Isopropylbenzene (cumene)	162	ug/g	103	< LOQ	157	70-130		
m,p-Xylene	6050	ug/g	6400	< LOQ	94.5	70-130		
Methanol	2610	ug/g	2460	33.1	105	70-130		
n-Hexane	434	ug/g	428	< LOQ	102	70-130		
n-Pentane	3790	ug/g	3440	< LOQ	110	70-130		
Tetrahydrofuran	1060	ug/g	1060	< LOQ	100	70-130		
Toluene	1280	ug/g	1310	54.8	93.5	70-130		
o-Xylene	3090	ug/g	3190	< LOQ	96.6	70-130		

Matrix Spike Dup(B190488-MSD1)			Extracted - 03/25/19 12:47 Analyzed - 03/25/19					
Analyte	Result	Units	Spike Level	Source Result	%REC	%REC Limits	RPD	RPD Limit
1,4-Dioxane	485	ug/g	509	< LOQ	95.1	70-130	7.48	30
2,2-Dimethylbutane	395	ug/g	389	< LOQ	102	70-130	6.18	30
2-Butanol	3580	ug/g	3130	< LOQ	114	70-130	4.82	30
2-Ethoxyethanol	544	ug/g	215	< LOQ	253	70-130	6.25	30
2-Methylbutane (isopentane)	3500	ug/g	3130	< LOQ	112	70-130	4.51	30
2-Methylpentane/2,3-Dimethylbutane	844	ug/g	778	< LOQ	109	70-130	5.09	30
2-Propanol (IPA)	5970	ug/g	3130	2140	122	70-130	0.705	30
3-Methylpentane	403	ug/g	389	< LOQ	104	70-130	7.11	30
Acetone	3470	ug/g	3130	60.3	109	70-130	4.50	30
Acetonitrile	607	ug/g	550	37.5	104	70-130	5.84	30
Benzene	2.74	ug/g	2.68	< LOQ	102	70-130	16.1	30
Cyclohexane	5460	ug/g	5210	< LOQ	105	70-130	6.12	30
Dichloromethane (methylene chloride)	880	ug/g	804	< LOQ	109	70-130	6.19	30
Ethyl acetate	3330	ug/g	3130	< LOQ	106	70-130	6.25	30
Ethyl ether	3290	ug/g	3130	< LOQ	105	70-130	4.98	30
Ethylbenzene	2810	ug/g	2910	< LOQ	96.8	70-130	7.32	30
Ethylene glycol	2100	ug/g	831	< LOQ	252	70-130	6.34	30



Brian Weigel  
Lab Director

These results relate only to the sample included on this report. The report may not be reproduced except in full, without the written permission of SC Laboratories. Samples tested in accordance with Oregon Administrative Rules, TNI 2009 Standard and SC Laboratories quality assurance plan unless otherwise noted.

## Quality Control Solvent Analysis (Continued)

**Batch: B190488 - Residual Solvent Prep (Continued)**

Matrix Spike Dup(B190488-MSD1)			Extracted - 03/25/19 12:47 Analyzed - 03/25/19					
Analyte	Result	Units	Spike Level	Source Result	%REC	%REC Limits	RPD	RPD Limit
Heptane	3450	ug/g	3130	< LOQ	110	70-130	6.22	30
Isopropyl acetate	3380	ug/g	3130	< LOQ	108	70-130	5.89	30
Isopropylbenzene (cumene)	154	ug/g	93.9	< LOQ	164	70-130	5.04	30
m,p-Xylene	5600	ug/g	5820	< LOQ	96.2	70-130	7.68	30
Methanol	2510	ug/g	2230	33.1	111	70-130	4.11	30
n-Hexane	407	ug/g	389	< LOQ	105	70-130	6.39	30
n-Pentane	3600	ug/g	3130	< LOQ	115	70-130	5.23	30
Tetrahydrofuran	1000	ug/g	965	< LOQ	104	70-130	6.08	30
Toluene	1180	ug/g	1200	54.8	94.2	70-130	8.31	30
o-Xylene	2810	ug/g	2910	< LOQ	96.7	70-130	9.40	30



Brian Weigel  
Lab Director

These results relate only to the sample included on this report. The report may not be reproduced except in full, without the written permission of SC Laboratories. Samples tested in accordance with Oregon Administrative Rules, TNI 2009 Standard and SC Laboratories quality assurance plan unless otherwise noted.

## Quality Control Terpene Analysis

Batch: B190491 - Potency/Terpenes

Blank(B190491-BLK1)			Extracted - 03/25/19 12:49 Analyzed - 03/26/19 13:43					
Analyte	Result	Units	Spike Level	Source Result	%REC	%REC Limits	RPD	RPD Limit
alpha Pinene	< LOQ	%						
Myrcene	< LOQ	%						
alpha Phellandrene	< LOQ	%						
3-Carene	< LOQ	%						
alpha Terpinene	< LOQ	%						
Limonene	< LOQ	%						
Terpinolene	< LOQ	%						
Linalool	< LOQ	%						
Fenchol	< LOQ	%						
Borneol	< LOQ	%						
Terpineol	< LOQ	%						
Geraniol	< LOQ	%						
alpha Humulene	< LOQ	%						
beta Caryophyllene	< LOQ	%						
Caryophyllene Oxide	< LOQ	%						
alpha Bisabolol	< LOQ	%						
Camphene	< LOQ	%						
beta Pinene	< LOQ	%						
Ocimene	< LOQ	%						
Sabinene	< LOQ	%						
Camphor	< LOQ	%						
Isoborneol	< LOQ	%						
Menthol	< LOQ	%						
alpha Cedrene	< LOQ	%						
Nerolidol	< LOQ	%						
R-(+)-Pulegone	< LOQ	%						
Eucalyptol	< LOQ	%						
p-Cymene	< LOQ	%						
(-)-Isopulegol	< LOQ	%						
Geranyl Acetate	< LOQ	%						
Guaiol	< LOQ	%						
Valencene	< LOQ	%						
Phytol	0.322	%						
Citronellol	< LOQ	%						
gamma-Terpinene	< LOQ	%						



Brian Weigel  
Lab Director

These results relate only to the sample included on this report. The report may not be reproduced except in full, without the written permission of SC Laboratories. Samples tested in accordance with Oregon Administrative Rules, TNI 2009 Standard and SC Laboratories quality assurance plan unless otherwise noted.

## Quality Control

### Terpene Analysis (Continued)

**Batch: B190491 - Potency/Terpenes (Continued)**

Duplicate(B190491-DUP1)		Extracted - 03/25/19 12:49 Analyzed - 03/26/19 13:43						
Analyte	Result	Units	Spike Level	Source Result	%REC	%REC Limits	RPD	RPD Limit
alpha Pinene	0.138	%		0.132			4.19	20
Myrcene	0.388	%		0.398			2.50	20
alpha Phellandrene	< LOQ	%		< LOQ				20
3-Carene	< LOQ	%		< LOQ				20
alpha Terpinene	< LOQ	%		< LOQ				20
Limonene	0.503	%		0.516			2.67	20
Terpinolene	< LOQ	%		< LOQ				20
Linalool	0.382	%		0.378			1.06	20
Fenchol	0.168	%		0.173			3.18	20
Borneol	< LOQ	%		< LOQ				20
Terpineol	0.159	%		0.161			1.35	20
Geraniol	< LOQ	%		< LOQ				20
alpha Humulene	1.004	%		1.009			0.496	20
beta Caryophyllene	2.314	%		2.331			0.733	20
Caryophyllene Oxide	0.219	%		0.226			2.85	20
alpha Bisabolol	< LOQ	%		< LOQ				20
Camphene	< LOQ	%		< LOQ				20
beta Pinene	0.121	%		0.120			0.922	20
Ocimene	< LOQ	%		< LOQ				20
Sabinene	< LOQ	%		< LOQ				20
Camphor	< LOQ	%		< LOQ				20
Isoborneol	< LOQ	%		< LOQ				20
Menthol	< LOQ	%		< LOQ				20
alpha Cedrene	< LOQ	%		< LOQ				20
Nerolidol	0.394	%		0.394			0.118	20
R-(+)-Pulegone	< LOQ	%		< LOQ				20
Eucalyptol	< LOQ	%		< LOQ				20
p-Cymene	< LOQ	%		< LOQ				20
(-)-Isopulegol	< LOQ	%		< LOQ				20
Geranyl Acetate	< LOQ	%		< LOQ				20
Guaiol	0.165	%		0.168			1.83	20
Valencene	< LOQ	%		< LOQ				20
Phytol	0.368	%		0.368			0.0538	20
Citronellol	< LOQ	%		< LOQ				20
gamma-Terpinene	< LOQ	%		< LOQ				20



Brian Weigel  
Lab Director

These results relate only to the sample included on this report. The report may not be reproduced except in full, without the written permission of SC Laboratories. Samples tested in accordance with Oregon Administrative Rules, TNI 2009 Standard and SC Laboratories quality assurance plan unless otherwise noted.



**OREGON LIQUOR CONTROL COMMISSION  
CANNABIS TRANSPORTATION MANIFEST**



19C0104

All sales transactions are to be completed prior to transportation of any CANNABIS. The receiving entity may reject product delivered, but amount delivered must be limited to amount agreed upon in prior sales transaction.

<b>Manifest No.:</b>	<b>0001393707</b>	<b>Date Created:</b>	<b>3/21/2019 9:52 AM</b>
<b>Originating Entity:</b>	OM Extracts	<b>For OLCC Use Only</b>	
<b>Originating License Number:</b>	030-10051970949		
<b>Address of Originating Entity:</b>	500 Industrial Circle, Units E, F, G, and H White City, OR 97503		
<b>Phone No. of Originating Entity:</b>	503-688-3289		
<b>Contact Phone No. for Inquiries: 503-688-3289</b>			
<b>Destination # 1</b>	<b>SC Laboratories</b>	<b>Destination Phone No.:</b>	<b>707-339-0050</b>
<b>Destination License Number:</b>	010-1004748743D	<b>Date and Approx. Time of Departure:</b>	3/21/2019 9:48 AM
<b>Address of Destination:</b>	15865 SW 74th Avenue Ste 110 Tigard, OR 97224	<b>Date and Approx. Time of Arrival:</b>	3/21/2019 7:00 PM
		<b>Date/Time Received:</b>	3/21/19 1757
		<b>Notes: details for extenuating circumstances (e.g., road closure, flat tire, etc.)</b>	
<b>Route to be Traveled:</b>	I-5 North to SC Laboratories 5865 SW 74 th Ave, Suite 110 Tigard , OR 97224		
<b>Name of Person Transporting:</b>	Joel Glimpse/ Scott Forster	<b>Handler Permit No. of Driver:</b>	102682/22
<b>State Driver's License No.:</b>	9474950/A625521	<b>Signature of Person Transporting:</b>	
<b>Make, Model, License Plate No.:</b>	scion/nissan XB/NV 200 175 JLS/825 KAT		
<b>Package # 1</b>	<b>Production Batch No.</b>	<b>Item Name</b>	<b>Quantity</b>
1A4010300014ADD000013308 Lab Test: SubmittedForTesting Status: Shipped		FECO Bulk - Blue Dream CBD (Extracts)	Shp: 7.0800 g
<b>Harvests:</b>	BDC1025		
<b>Package # 2</b>	<b>Production Batch No.</b>	<b>Item Name</b>	<b>Quantity</b>
1A4010300014ADD000013309 Lab Test: SubmittedForTesting Status: Shipped		FECO Bulk - Blue City Diesel (Extracts)	Shp: 7.0400 g
<b>Harvests:</b>	GH 10.10.2018 BCD		
<b>Package # 3</b>	<b>Production Batch No.</b>	<b>Item Name</b>	<b>Quantity</b>
1A4010300014ADD000013310 Lab Test: SubmittedForTesting Status: Shipped		FECO Bulk - Cindy 99 (Extracts)	Shp: 7.0100 g
<b>Harvests:</b>	GH 10.04.2018 C99		
<b>Package # 4</b>	<b>Production Batch No.</b>	<b>Item Name</b>	<b>Quantity</b>
1A4010300014ADD000013311 Lab Test: SubmittedForTesting Status: Shipped		FECO Bulk - Sour Tangie (Extracts)	Shp: 7.0500 g
<b>Harvests:</b>	SOTA1030, SOTAWF1107		
<b>Package # 5</b>	<b>Production Batch No.</b>	<b>Item Name</b>	<b>Quantity</b>
1A4010300014ADD000013312 Lab Test: SubmittedForTesting Status: Shipped		FECO Bulk - Sour Diesel (Extracts)	Shp: 7.0100 g
<b>Harvests:</b>	Sour Diesel 11/13/18, Sour Diesel 11/14/18		
<b>Package # 6</b>	<b>Production Batch No.</b>	<b>Item Name</b>	<b>Quantity</b>
1A4010300014ADD000013313 Lab Test: SubmittedForTesting Status: Shipped		FECO Bulk - Durban Poison (Extracts)	Shp: 7.0000 g
<b>Harvests:</b>	2018-10-09-Room 5-H		





**OREGON LIQUOR CONTROL COMMISSION  
CANNABIS TRANSPORTATION MANIFEST**



All sales transactions are to be completed prior to transportation of any CANNABIS. The receiving entity may reject product delivered, but amount delivered must be limited to amount agreed upon in prior sales transaction.

<b>Manifest No.:</b>	<b>0001393707</b>	<b>Date Created:</b>	<b>3/21/2019 9:52 AM</b>
<b>Package # 7</b>	<b>Production Batch No.</b>	<b>Item Name</b>	<b>Quantity</b>
1A4010300014ADD000013315 Lab Test: SubmittedForTesting Status: Shipped		FECO Bulk - Nine Pound Hammer (Extracts)	Shp: 7.1500 g
<b>Harvests:</b>	3/26/18, OD 10.08.2018 9LB		
<b>Package # 8</b>	<b>Production Batch No.</b>	<b>Item Name</b>	<b>Quantity</b>
1A4010300014ADD000013316 Lab Test: SubmittedForTesting Status: Shipped		FECO Bulk - Suver Haze (Extracts)	Shp: 7.2500 g
<b>PRODUCT REJECTION</b> <i>(if only a portion of shipment is rejected, circle that portion above)</i>			
<b>Name of Person Receiving or Rejecting Product:</b>			
I confirm that the contents of this shipment match weight records entered above, and I agree to take custody of those portions of this shipment <i>not</i> circled above. Those portions circled were returned to the individual delivering this shipment.			
<b>Signature:</b>		<b>Date:</b>	
<b>Signature of individual taking receipt of rejected portion of this shipment:</b>			

Client: OM Ext Client License: 10051970949 Date Sampled: 3/21/2019 Thermometer ID: T005  
 Address Where Sampled: 500 Industrial wy Requestor: Jamie Event ID: 19COM21 Balance ID: BAL\_01  
 Sampling SOP & Rev. #: SC-OR-SAMP-002 rev. 1.01 Sampler: Joel Transporter: Joel/ Scott Hygrometer ID:

Sampler Signature

Lab ORELAP ID: 4133  
 Lab OLCC ID: 1004748743D

Weight used (g)	Weight Set ID	Acceptance Criteria	Initial Measured	Initial P/F	Final Measured	Final P/F
0.5	weight Set ID 01	±2.5%	0.5	P	0.5	P
200		±2.5%	199.94		199.96	



Container Type	METRC Harvest/Processing Lot ID #:				Product Type	Client Sample Name	Product Date	Batch Size (g)
Jar					Concentrate	Durban Poisin - FECO		1399
METRC Batch ID	Product Temp (°C)	Humidity (%)	# of Containers	Sampling Media	# Zones	# of Inc.	1° Sample (g)	Sample Name
1A4010300014ADD000013287	63.3	43.1	1	Vial	4	6	0.583333333	Durban Poisin - FECO Primary
Lab Sample ID	Container ID		Increment Zone	Sampling Media Wt. (g)	Wt. Inc+Media (g)	Increment Weight (g)	Sample METRC ID#	
19COM21-01	Durban Poisin - FECO-1		A1	0	0.58	0.58	1A4010300014ADD000013313	
19COM21-01	Durban Poisin - FECO-1		A1	0.58	1.16	0.58	1A4010300014ADD000013313	
19COM21-01	Durban Poisin - FECO-1		A2	1.16	1.74	0.58	1A4010300014ADD000013313	
19COM21-01	Durban Poisin - FECO-1		A3	1.74	2.32	0.58	1A4010300014ADD000013313	
19COM21-01	Durban Poisin - FECO-1		A3	2.32	2.9	0.58	1A4010300014ADD000013313	
19COM21-01	Durban Poisin - FECO-1		A4	2.9	3.5	0.6	1A4010300014ADD000013313	
<b>Totals:</b>								
6			6		Total Primary Mass = 3.5		Primary + Duplicate Mass = 7 g	

Observations and Abnormalities:	Batch #	Equipment	Cont. Types/Sizes	Uniform	Plant Colors	Shape and Size	Sampling Plan ID & Rev. Date

METRC Batch ID	Product Temp (°C)	Humidity (%)	# of Containers	Sampling Media	# Zones	# of Inc.	1° Sample (g)	Sample Name
1A4010300014ADD000013287	63.3	43.1	1	Vial	4	6	0.583333333	Durban Poisin - FECO Duplicate
Lab Sample ID	Container ID		Increment Zone	Sampling Media Wt. (g)	Wt. Inc+Media (g)	Increment Weight (g)	Sample METRC ID#	
19COM21-02	Durban Poisin - FECO-1		A1	0	0.58	0.58	1A4010300014ADD000013313	
19COM21-02	Durban Poisin - FECO-1		A1	0.58	1.16	0.58	1A4010300014ADD000013313	
19COM21-02	Durban Poisin - FECO-1		A2	1.16	1.74	0.58	1A4010300014ADD000013313	
19COM21-02	Durban Poisin - FECO-1		A3	1.74	2.32	0.58	1A4010300014ADD000013313	
19COM21-02	Durban Poisin - FECO-1		A3	2.32	2.9	0.58	1A4010300014ADD000013313	
19COM21-02	Durban Poisin - FECO-1		A4	2.9	3.5	0.6	1A4010300014ADD000013313	

Totals:		6		6		Total Duplicate Mass = 3.5	
Observations and Abnormalities:		Batch #	Equipment	Cont. Types/Sizes	Uniform	Plant Colors	Shape and Size
							Sampling Plan ID & Rev. Date

Container Type	METRC Harvest/Processing Lot ID #:				Product Type	Client Sample Name	Product Date	Batch Size (g)
Jar					Concentrate	Sour Tangie - FECO		1399
METRC Batch ID	Product Temp (°C)	Humidity (%)	# of Containers	Sampling Media	# Zones	# of Inc.	1° Sample (g)	Sample Name
1A4010300014ADD000013288	63.3	43.1	1	Vial	4	6	0.58333333	Sour Tangie - FECO Primary
Lab Sample ID	Container ID		Increment Zone	Sampling Media Wt. (g)	Wt. Inc+Media (g)	Increment Weight (g)	Sample METRC ID#	
19COM21-03	Sour Tangie - FECO-1		A1	0	0.58	0.58	1A4010300014ADD000013311	
19COM21-03	Sour Tangie - FECO-1		A2	0.58	1.16	0.58	1A4010300014ADD000013311	
19COM21-03	Sour Tangie - FECO-1		A2	1.16	1.74	0.58	1A4010300014ADD000013311	
19COM21-03	Sour Tangie - FECO-1		A2	1.74	2.32	0.58	1A4010300014ADD000013311	
19COM21-03	Sour Tangie - FECO-1		A4	2.32	2.9	0.58	1A4010300014ADD000013311	
19COM21-03	Sour Tangie - FECO-1		A4	2.9	3.5	0.6	1A4010300014ADD000013311	
Totals:		6		6		Total Primary Mass = 3.5		Primary + Duplicate Mass = 7.05 g

Observations and Abnormalities:		Batch #	Equipment	Cont. Types/Sizes	Uniform	Plant Colors	Shape and Size	Sampling Plan ID & Rev. Date

METRC Batch ID	Product Temp (°C)	Humidity (%)	# of Containers	Sampling Media	# Zones	# of Inc.	1° Sample (g)	Sample Name
1A4010300014ADD000013288	63.3	43.1	1	Vial	4	6	0.58333333	Sour Tangie - FECO Duplicate
Lab Sample ID	Container ID		Increment Zone	Sampling Media Wt. (g)	Wt. Inc+Media (g)	Increment Weight (g)	Sample METRC ID#	
19COM21-04	Sour Tangie - FECO-1		A1	0	0.58	0.58	1A4010300014ADD000013311	
19COM21-04	Sour Tangie - FECO-1		A2	0.58	1.16	0.58	1A4010300014ADD000013311	
19COM21-04	Sour Tangie - FECO-1		A2	1.16	1.74	0.58	1A4010300014ADD000013311	
19COM21-04	Sour Tangie - FECO-1		A2	1.74	2.32	0.58	1A4010300014ADD000013311	
19COM21-04	Sour Tangie - FECO-1		A3	2.32	2.9	0.58	1A4010300014ADD000013311	
19COM21-04	Sour Tangie - FECO-1		A4	2.9	3.55	0.65	1A4010300014ADD000013311	

Totals:		6		6		Total Duplicate Mass = 3.55		Primary + Duplicate Mass = 7.05 g	
Observations and Abnormalities:	Batch #	Equipment	Cont. Types/Sizes	Uniform	Plant Colors	Shape and Size	Sampling Plan ID & Rev. Date		

Container Type	METRC Harvest/Processing Lot ID #:					Product Type	Client Sample Name	Product Date	Batch Size (g)
Jar						Concentrate	Cindy 99 - FECO		1399
METRC Batch ID	Product Temp (°C)	Humidity (%)	# of Containers	Sampling Media	# Zones	# of Inc.	1° Sample (g)	Sample Name	
1A4010300014ADD000013289	63.3	43.1	1	Vial	4	6	0.58333333	Cindy 99 - FECO Primary	
Lab Sample ID	Container ID		Increment Zone	Sampling Media Wt. (g)	Wt. Inc+Media (g)	Increment Weight (g)	Sample METRC ID#		
19COM21-05	Cindy 99 - FECO-1		A1	0	0.58	0.58	1A4010300014ADD000013310		
19COM21-05	Cindy 99 - FECO-1		A2	0.58	1.16	0.58	1A4010300014ADD000013310		
19COM21-05	Cindy 99 - FECO-1		A2	1.16	1.74	0.58	1A4010300014ADD000013310		
19COM21-05	Cindy 99 - FECO-1		A3	1.74	2.32	0.58	1A4010300014ADD000013310		
19COM21-05	Cindy 99 - FECO-1		A3	2.32	2.9	0.58	1A4010300014ADD000013310		
19COM21-05	Cindy 99 - FECO-1		A4	2.9	3.53	0.63	1A4010300014ADD000013310		
<b>Totals:</b>									
		6		6		Total Primary Mass = 3.53		Primary + Duplicate Mass = 7.08 g	
Observations and Abnormalities:	Batch #	Equipment	Cont. Types/Sizes	Uniform	Plant Colors	Shape and Size	Sampling Plan ID & Rev. Date		
METRC Batch ID	Product Temp (°C)	Humidity (%)	# of Containers	Sampling Media	# Zones	# of Inc.	1° Sample (g)	Sample Name	
1A4010300014ADD000013289	63.3	43.1	1	Vial	4	6	0.58333333	Cindy 99 - FECO Duplicate	
Lab Sample ID	Container ID		Increment Zone	Sampling Media Wt. (g)	Wt. Inc+Media (g)	Increment Weight (g)	Sample METRC ID#		
19COM21-06	Cindy 99 - FECO-1		A1		0.58	0.58	1A4010300014ADD000013310		
19COM21-06	Cindy 99 - FECO-1		A2	0.58	1.16	0.58	1A4010300014ADD000013310		
19COM21-06	Cindy 99 - FECO-1		A2	1.16	1.74	0.58	1A4010300014ADD000013310		
19COM21-06	Cindy 99 - FECO-1		A3	1.74	2.32	0.58	1A4010300014ADD000013310		

19COM21-06	Cindy 99 - FECO-1	A3	2.32	2.9	0.58	1A4010300014ADD000013310	
19COM21-06	Cindy 99 - FECO-1	A4	2.9	3.55	0.65	1A4010300014ADD000013310	
<b>Totals:</b>		6	6	Total Duplicate Mass = 3.55		Primary + Duplicate Mass = 7.08 g	
<b>Observations and Abnormalities:</b>	<b>Batch #</b>	<b>Equipment</b>	<b>Cont. Types/Sizes</b>	<b>Uniform</b>	<b>Plant Colors</b>	<b>Shape and Size</b>	<b>Sampling Plan ID &amp; Rev. Date</b>

Container Type	METRC Harvest/Processing Lot ID #:				Product Type	Client Sample Name	Product Date	Batch Size (g)
Jar					Concentrate	Blue City Diesel - FECO		1312
METRC Batch ID	Product Temp (°C)	Humidity (%)	# of Containers	Sampling Media	# Zones	# of Inc.	1° Sample (g)	Sample Name
1A4010300014ADD000013290	63.3	43.1	1	Vial	4	6	0.58333333	Blue City Diesel - FECO Primary
Lab Sample ID	Container ID		Increment Zone	Sampling Media Wt. (g)	Wt. Inc+Media (g)	Increment Weight (g)	Sample METRC ID#	
19COM21-07	Blue City Diesel - FECO-1		A1	0	0.58	0.58	1A4010300014ADD000013309	
19COM21-07	Blue City Diesel - FECO-1		A1	0.58	1.16	0.58	1A4010300014ADD000013309	
19COM21-07	Blue City Diesel - FECO-1		A1	1.16	1.74	0.58	1A4010300014ADD000013309	
19COM21-07	Blue City Diesel - FECO-1		A2	1.74	2.32	0.58	1A4010300014ADD000013309	
19COM21-07	Blue City Diesel - FECO-1		A2	2.32	2.9	0.58	1A4010300014ADD000013309	
19COM21-07	Blue City Diesel - FECO-1		A2	2.9	3.53	0.63	1A4010300014ADD000013309	
<b>Totals:</b>		6	6	Total Primary Mass = 3.53		Primary + Duplicate Mass = 7.04 g		
<b>Observations and Abnormalities:</b>	<b>Batch #</b>	<b>Equipment</b>	<b>Cont. Types/Sizes</b>	<b>Uniform</b>	<b>Plant Colors</b>	<b>Shape and Size</b>	<b>Sampling Plan ID &amp; Rev. Date</b>	
METRC Batch ID	Product Temp (°C)	Humidity (%)	# of Containers	Sampling Media	# Zones	# of Inc.	1° Sample (g)	Sample Name
1A4010300014ADD000013290	63.3	43.1	1	Vial	4	6	0.58333333	Blue City Diesel - FECO Duplicate

Lab Sample ID	Container ID	Increment Zone	Sampling Media Wt. (g)	Wt. Inc+Media (g)	Increment Weight (g)	Sample METRC ID#	
19COM21-08	Blue City Diesel - FECO-1	A1	0	0.58	0.58	1A4010300014ADD000013309	
19COM21-08	Blue City Diesel - FECO-1	A1	0.58	1.16	0.58	1A4010300014ADD000013309	
19COM21-08	Blue City Diesel - FECO-1	A2	1.16	1.74	0.58	1A4010300014ADD000013309	
19COM21-08	Blue City Diesel - FECO-1	A4	1.74	2.32	0.58	1A4010300014ADD000013309	
19COM21-08	Blue City Diesel - FECO-1	A4	2.32	2.9	0.58	1A4010300014ADD000013309	
19COM21-08	Blue City Diesel - FECO-1	A4	2.9	3.51	0.61	1A4010300014ADD000013309	
Totals:		6	6	Total Duplicate Mass = 3.51		Primary + Duplicate Mass = 7.04 g	
Observations and Abnormalities:	Batch #	Equipment	Cont. Types/Sizes	Uniform	Plant Colors	Shape and Size	Sampling Plan ID & Rev. Date

Container Type	METRC Harvest/Processing Lot ID #:				Product Type	Client Sample Name	Product Date	Batch Size (g)
Jar					Concentrate	Nine Pound Hammer - FECO		1399
METRC Batch ID	Product Temp (°C)	Humidity (%)	# of Containers	Sampling Media	# Zones	# of Inc.	1° Sample (g)	Sample Name
1A4010300014ADD000013291	63.3	43.1	1	Vial	4	6	0.583333333	Nine Pound Hammer - FECO Primary
Lab Sample ID	Container ID	Increment Zone	Sampling Media Wt. (g)	Wt. Inc+Media (g)	Increment Weight (g)	Sample METRC ID#		
19COM21-09	Nine Pound Hammer - FECO-1	A1		0.58	0.58	1A4010300014ADD000013315		
19COM21-09	Nine Pound Hammer - FECO-1	A1	0.58	1.16	0.58	1A4010300014ADD000013315		
19COM21-09	Nine Pound Hammer - FECO-1	A1	1.16	1.74	0.58	1A4010300014ADD000013315		
19COM21-09	Nine Pound Hammer - FECO-1	A2	1.74	2.32	0.58	1A4010300014ADD000013315		
19COM21-09	Nine Pound Hammer - FECO-1	A3	2.32	2.9	0.58	1A4010300014ADD000013315		
19COM21-09	Nine Pound Hammer - FECO-1	A3	2.9	3.5	0.6	1A4010300014ADD000013315		
Totals:		6	6	Total Primary Mass = 3.5			Primary + Duplicate Mass = 7.15 g	
	Batch #	Equipment	Cont. Types/Sizes	Uniform	Plant Colors	Shape and Size	Sampling Plan ID & Rev. Date	

Observations and Abnormalities:								
METRC Batch ID	Product Temp (°C)	Humidity (%)	# of Containers	Sampling Media	# Zones	# of Inc.	1° Sample (g)	Sample Name
1A4010300014ADD000013291	63.3	43.1	1	Vial	4	6	0.58333333	Nine Pound Hammer - FECO Duplicate
Lab Sample ID	Container ID	Increment Zone	Sampling Media Wt. (g)	Wt. Inc+Media (g)	Increment Weight (g)	Sample METRC ID#		
19COM21-10	Nine Pound Hammer - FECO-1	A1		0.58	0.58	1A4010300014ADD000013315		
19COM21-10	Nine Pound Hammer - FECO-1	A1	0.58	1.16	0.58	1A4010300014ADD000013315		
19COM21-10	Nine Pound Hammer - FECO-1	A3	1.16	1.74	0.58	1A4010300014ADD000013315		
19COM21-10	Nine Pound Hammer - FECO-1	A4	1.74	2.32	0.58	1A4010300014ADD000013315		
19COM21-10	Nine Pound Hammer - FECO-1	A4	2.32	2.9	0.58	1A4010300014ADD000013315		
19COM21-10	Nine Pound Hammer - FECO-1	A4	2.9	3.65	0.75	1A4010300014ADD000013315		
Totals:		6	6	Total Duplicate Mass = 3.65		Primary + Duplicate Mass = 7.15 g		
Observations and Abnormalities:	Batch #	Equipment	Cont. Types/Sizes	Uniform	Plant Colors	Shape and Size	Sampling Plan ID & Rev. Date	

Container Type	METRC Harvest/Processing Lot ID #:				Product Type	Client Sample Name	Product Date	Batch Size (g)
Jar					Concentrate	Sour Diesel - FECO		1399
METRC Batch ID	Product Temp (°C)	Humidity (%)	# of Containers	Sampling Media	# Zones	# of Inc.	1° Sample (g)	Sample Name
1A4010300014ADD000013292	63.3	43.1	1	Vial	4	6	0.58333333	Sour Diesel - FECO Primary
Lab Sample ID	Container ID	Increment Zone	Sampling Media Wt. (g)	Wt. Inc+Media (g)	Increment Weight (g)	Sample METRC ID#		
19COM21-11	Sour Diesel - FECO-1	A1		0.58	0.58	1A4010300014ADD000013312		
19COM21-11	Sour Diesel - FECO-1	A2	0.58	1.16	0.58	1A4010300014ADD000013312		
19COM21-11	Sour Diesel - FECO-1	A3	1.16	1.74	0.58	1A4010300014ADD000013312		
19COM21-11	Sour Diesel - FECO-1	A3	1.74	2.32	0.58	1A4010300014ADD000013312		
19COM21-11	Sour Diesel - FECO-1	A3	2.32	2.9	0.58	1A4010300014ADD000013312		
19COM21-11	Sour Diesel - FECO-1	A4	2.9	3.52	0.62	1A4010300014ADD000013312		

Totals:		6		6		Total Primary Mass = 3.52		Primary + Duplicate Mass = 7.01 g	
Observations and Abnormalities:		Batch #	Equipment	Cont. Types/Sizes	Uniform	Plant Colors	Shape and Size	Sampling Plan ID & Rev. Date	
METRC Batch ID		Product Temp (°C)	Humidity (%)	# of Containers	Sampling Media	# Zones	# of Inc.	1° Sample (g)	Sample Name
1A4010300014ADD000013292		63.3	43.1	1	Vial	4	6	0.583333333	Sour Diesel - FECO Duplicate
Lab Sample ID		Container ID		Increment Zone	Sampling Media Wt. (g)	Wt. Inc+Media (g)	Increment Weight (g)	Sample METRC ID#	
19COM21-12		Sour Diesel - FECO-1		A1		0.58	0.58	1A4010300014ADD000013312	
19COM21-12		Sour Diesel - FECO-1		A2	0.58	1.16	0.58	1A4010300014ADD000013312	
19COM21-12		Sour Diesel - FECO-1		A2	1.16	1.74	0.58	1A4010300014ADD000013312	
19COM21-12		Sour Diesel - FECO-1		A2	1.74	2.32	0.58	1A4010300014ADD000013312	
19COM21-12		Sour Diesel - FECO-1		A3	2.32	2.9	0.58	1A4010300014ADD000013312	
19COM21-12		Sour Diesel - FECO-1		A4	2.9	3.49	0.59	1A4010300014ADD000013312	
Totals:		6		6		Total Duplicate Mass = 3.49		Primary + Duplicate Mass = 7.01 g	
Observations and Abnormalities:		Batch #	Equipment	Cont. Types/Sizes	Uniform	Plant Colors	Shape and Size	Sampling Plan ID & Rev. Date	

Container Type	METRC Harvest/Processing Lot ID #:				Product Type	Client Sample Name	Product Date	Batch Size (g)
Jar					Concentrate	Suver Haze - FECO		1399
METRC Batch ID	Product Temp (°C)	Humidity (%)	# of Containers	Sampling Media	# Zones	# of Inc.	1° Sample (g)	Sample Name
1A4010300014ADD000013293	63.3	43.1	1	Vial	4	6	0.583333333	Suver Haze - FECO Primary
Lab Sample ID		Container ID		Increment Zone	Sampling Media Wt. (g)	Wt. Inc+Media (g)	Increment Weight (g)	Sample METRC ID#
19COM21-13		Suver Haze - FECO-1		A2		0.58	0.58	1A4010300014ADD000013316
19COM21-13		Suver Haze - FECO-1		A3	0.58	1.16	0.58	1A4010300014ADD000013316
19COM21-13		Suver Haze - FECO-1		A4	1.16	1.74	0.58	1A4010300014ADD000013316
19COM21-13		Suver Haze - FECO-1		A4	1.74	2.32	0.58	1A4010300014ADD000013316
19COM21-13		Suver Haze - FECO-1		A4	2.32	2.9	0.58	1A4010300014ADD000013316
19COM21-13		Suver Haze - FECO-1		A4	2.9	3.67	0.77	1A4010300014ADD000013316



METRC Batch ID		Product Temp (°C)	Humidity (%)	# of Containers	Sampling Media	# Zones	# of Inc.	1° Sample (g)	Sample Name
1A4010300014ADD000013293		63.3	43.1	1	Vial	4	6	0.583333333	Suver Haze - FECO Duplicate
Lab Sample ID	Container ID	Increment Zone	Sampling Media Wt. (g)	Wt. Inc+Media (g)	Increment Weight (g)	Sample METRC ID#			
19COM21-14	Suver Haze - FECO-1	A1		0.58	0.58	1A4010300014ADD000013316			
19COM21-14	Suver Haze - FECO-1	A1	0.58	1.16	0.58	1A4010300014ADD000013316			
19COM21-14	Suver Haze - FECO-1	A1	1.16	1.74	0.58	1A4010300014ADD000013316			
19COM21-14	Suver Haze - FECO-1	A3	1.74	2.32	0.58	1A4010300014ADD000013316			
19COM21-14	Suver Haze - FECO-1	A3	2.32	2.9	0.58	1A4010300014ADD000013316			
19COM21-14	Suver Haze - FECO-1	A4	2.9	3.58	0.68	1A4010300014ADD000013316			
Totals:		6	6	Total Duplicate Mass = 3.58		Primary + Duplicate Mass = 7.25 g			
Observations and Abnormalities:		Batch #	Equipment	Cont. Types/Sizes	Uniform	Plant Colors	Shape and Size	Sampling Plan ID & Rev. Date	

Container Type	METRC Harvest/Processing Lot ID #:				Product Type	Client Sample Name	Product Date	Batch Size (g)
Jar					Concentrate	Blue Dream - FECO		1399
METRC Batch ID	Product Temp (°C)	Humidity (%)	# of Containers	Sampling Media	# Zones	# of Inc.	1° Sample (g)	Sample Name
1A4010300014ADD000013306	63.3	43.1	1	Vial	4	6	0.583333333	Blue Dream - FECO Primary
Lab Sample ID	Container ID	Increment Zone	Sampling Media Wt. (g)	Wt. Inc+Media (g)	Increment Weight (g)	Sample METRC ID#		
19COM21-15	Blue Dream - FECO-1	A1	0	0.58	0.58	1A4010300014ADD000013308		
19COM21-15	Blue Dream - FECO-1	A2	0.58	1.16	0.58	1A4010300014ADD000013308		
19COM21-15	Blue Dream - FECO-1	A3	1.16	1.74	0.58	1A4010300014ADD000013308		

19COM21-15	Blue Dream - FECO-1	A3	1.74	2.32	0.58	1A4010300014ADD000013308		
19COM21-15	Blue Dream - FECO-1	A3	2.32	2.9	0.58	1A4010300014ADD000013308		
19COM21-15	Blue Dream - FECO-1	A4	2.9	3.5	0.6	1A4010300014ADD000013308		
<b>Totals:</b>		6	6	Total Primary Mass = 3.5		Primary + Duplicate Mass = 7.08 g		
Observations and Abnormalities:	Batch #	Equipment	Cont. Types/Sizes	Uniform	Plant Colors	Shape and Size	Sampling Plan ID & Rev. Date	
METRC Batch ID	Product Temp (°C)	Humidity (%)	# of Containers	Sampling Media	# Zones	# of Inc.	1° Sample (g)	Sample Name
1A4010300014ADD000013306	63.3	43.1	1	Vial	4	6	0.583333333	Blue Dream - FECO Duplicate
Lab Sample ID		Container ID		Increment Zone	Sampling Media Wt. (g)	Wt. Inc+Media (g)	Increment Weight (g)	Sample METRC ID#
19COM21-16		Blue Dream - FECO-1		A1	0	0.58	0.58	1A4010300014ADD000013308
19COM21-16		Blue Dream - FECO-1		A1	0.58	1.16	0.58	1A4010300014ADD000013308
19COM21-16		Blue Dream - FECO-1		A1	1.16	1.74	0.58	1A4010300014ADD000013308
19COM21-16		Blue Dream - FECO-1		A2	1.74	2.32	0.58	1A4010300014ADD000013308
19COM21-16		Blue Dream - FECO-1		A2	2.32	2.9	0.58	1A4010300014ADD000013308
19COM21-16		Blue Dream - FECO-1		A3	2.9	3.58	0.68	1A4010300014ADD000013308
<b>Totals:</b>		6	6	Total Duplicate Mass = 3.58		Primary + Duplicate Mass = 7.08 g		
Observations and Abnormalities:	Batch #	Equipment	Cont. Types/Sizes	Uniform	Plant Colors	Shape and Size	Sampling Plan ID & Rev. Date	

# CHAIN OF CUSTODY

SC Laboratories Oregon LLC  
 15865 SW 74th Avenue, Ste 110  
 Tigard OR, 97224  
 (503) 272-8830  
 ORELAP ID # 4133  
[www.sclabs.com](http://www.sclabs.com)

Client	OM Ext	COC #	1/2	19C0104
Address Where Sampled	500 Industrial wy	Work Order #	19COM2	
Date Sampled	3/21/2019	Received By	SM	
OLCC License #	10051970949	Received Date	3/21/19	
OLCC License Type	Processor	Courier	Joel Scott	Sample Type Legend
Email		Name of Sampler	Joel	U - Usable Marijuana
Phone		Transfer Manifest #	1393707	C - Concentrate
Sampler OLCC License #	010-1004748743D	Place where Sampled	500 Industrial wy	P - Product
				O - Other



Sample Name	Time	METRC Label	Unique Batch Number	SC Labs LIMIS ID	Sample Type	Total Sample Mass	# of Increments	TESTS REQUESTED					Sample Specific Notes
								Potency	Water Activity	Moisture Content	Pesticide	Residual Solvent	
Durban Poisin - FECO Primary	8:45	1A4010300014ADD000013313	Durban Poisin - FECO	19COM21-01	C	3.5	6	X	X	X	X	X	19C004-01
Durban Poisin - FECO Duplicate	8:46	1A4010300014ADD000013313	Durban Poisin - FECO	19COM21-02	C	3.5	6	X	X	X	X	X	19C0104-02
Sour Tangle - FECO Primary	8:46	1A4010300014ADD000013311	Sour Tangle - FECO	19COM21-03	C	3.5	6	X	X	X	X	X	19C0104-03
Sour Tangle - FECO Duplicate	8:46	1A4010300014ADD000013311	Sour Tangle - FECO	19COM21-04	C	3.55	6	X	X	X	X	X	19C0104-04
Cindy 99 - FECO Primary	8:46	1A4010300014ADD000013310	Cindy 99 - FECO	19COM21-05	C	3.53	6	X	X	X	X	X	19C0104-05
Cindy 99 - FECO Duplicate	9:01	1A4010300014ADD000013310	Cindy 99 - FECO	19COM21-06	C	3.55	6	X	X	X	X	X	19C0104-06
Blue City Diesel - FECO Primary	8:54	1A4010300014ADD000013309	Blue City Diesel - FECO	19COM21-07	C	3.53	6	X	X	X	X	X	19C0104-07
Blue City Diesel - FECO Duplicate	8:54	1A4010300014ADD000013309	Blue City Diesel - FECO	19COM21-08	C	3.51	6	X	X	X	X	X	19C0104-08
Nine Pound Hammer - FECO Primary	9:08	1A4010300014ADD000013315	Nine Pound Hammer - FECO	19COM21-09	C	3.5	6	X	X	X	X	X	19C0104-09
Nine Pound Hammer - FECO Duplicate	9:09	1A4010300014ADD000013315	Nine Pound Hammer - FECO	19COM21-10	C	3.65	6	X	X	X	X	X	19C0104-10
Sour Diesel - FECO Primary	9:26	1A4010300014ADD000013312	Sour Diesel - FECO	19COM21-11	C	3.52	6	X	X	X	X	X	19C0104-11
Sour Diesel - FECO Duplicate	9:29	1A4010300014ADD000013312	Sour Diesel - FECO	19COM21-12	C	3.49	6	X	X	X	X	X	19C0104-12

Notes/Special Considerations: Opt OUT of Sample Duplicate Yes  No

Samples Relinquished	Samples Received
Print Name: <u>Joel Scott</u> Date: <u>3/21/19</u> Representative of: <u>SC Labs</u> Signature: <u>[Signature]</u> Time: <u>10:05 AM</u>	Print Name: <u>Joel Scott</u> Date: <u>3/21</u> Representative of: <u>SC</u> Signature: <u>[Signature]</u> Time: <u>2:30</u>

# CHAIN OF CUSTODY

SC Laboratories Oregon LLC  
 15865 SW 74th Avenue, Ste 110  
 Tigard OR, 97224  
 (503) 272-8830  
 ORELAP ID # 4133  
[www.sclabs.com](http://www.sclabs.com)

Client  
 Address  
 Date Sampled  
 OLCC License #  
 OLCC License Type  
 Email  
 Phone  
 Sampler OLCC License #

OM Ext  
 500 Industrial wy  
 3/21/2019  
 10051970949  
 Processor  
 Name of Sampler  
 Transfer Manifest #  
 Place where Sampled

COC #  
 Work Order #  
 Received By  
 Received Date  
 Courier  
 Name of Sampler  
 Transfer Manifest #  
 Place where Sampled

2/2  
 19C0104  
 19COM2  
 3/21/19  
 Joel Scott  
 Joel  
 139 3707  
 500 Industrial wy

Sample Type Legend  
 U - Usable Marijuana  
 C - Concentrate  
 P - Product  
 O - Other



Sample Name	Time	METRC Label	Unique Batch Number	SC Labs LIMS ID	Sample Type	Total Sample Mass	TESTS REQUESTED						Sample Specific Notes	
							# of Increments	Potency	Water Activity	Moisture Content	Pesticide	Residual Solvent		Terpene
Suver Haze - FECO Primary	9:32	1A4010300014ADD000013316	Suver Haze - FECO	19COM21-13	C	3.67	6	X				X	X	19C0104-13
Suver Haze - FECO Duplicate	9:36	1A4010300014ADD000013316	Suver Haze - FECO	19COM21-14	C	3.58	6	X				X	X	19C0104-14
Blue Dream - FECO Primary	8:47	1A4010300014ADD000013308	Blue Dream - FECO	19COM21-15	C	3.5	6	X				X	X	19C0104-15
Blue Dream - FECO Duplicate	8:50	1A4010300014ADD000013308	Blue Dream - FECO	19COM21-16	C	3.58	6	X				X	X	19C0104-16

Notes/Special Considerations: Opt OUT of Sample Duplicate Yes  No

**Samples Relinquished**  
 Print Name: David Billett Date: 3/21/19  
 Representative of: OM Extracts, LLC  
 Signature: [Signature] Time: 10:05 AM

**Samples Received**  
 Print Name: Scott Date: 3/21/19  
 Representative of: SC Labs  
 Signature: [Signature] Time: 10:05 AM

**Samples Relinquished**  
 Print Name: Scott Date: 3/21  
 Representative of: SC Labs  
 Signature: [Signature] Time: 2:30

**Samples Received**  
 Print Name: Scott Date: 3/21  
 Representative of: SC Labs  
 Signature: [Signature] Time: 2:30