

Sample Name: **Cherry Tiger - FECO Bulk Primary**  
 Tested for: **OM Extracts**  
**Compliance Extract**

Laboratory ID: 19F0089-07

Matrix: Extracts and Concentrates

Sample Metrc ID: 1A4010300014ADD000015252

Lot # 190617 Cherry Tiger FECO

License: 10051970949

Batch RFID: 1A4010300014ADD000014952

Date Sampled: 06/17/19 11:49

Batch Size: 1100 (g)

Date Accepted: 06/18/19



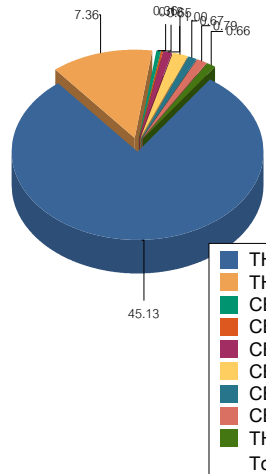
## Potency Analysis

Date Extracted: 06/24/19

Analysis Method/SOP: Potency

Date Analyzed: 06/25/19

\* - ORELAP certified analyte

Cannabinoids	% weight	mg/g	LOQ (%)	Cannabinoids Profile
<b>Total THC</b> ((THCA*0.877)+d9)	51.58	515.8	0.07	
<b>Total CBD</b> ((CBDA*0.877)+CBD)	0.52	5.2	0.07	
d9-THC (d9-Tetrahydrocannabinol)*	45.13	451.3	0.07	
d8-THC (d8-Tetrahydrocannabinol)*	< LOQ	< LOQ	0.10	
THCA (d9-Tetrahydrocannabinolic Acid)*	7.36	73.6	0.15	
CBD (Cannabidiol)*	0.36	3.6	0.07	
CBDA (Cannabidiolic Acid)*	0.18	1.8	0.15	
CBN (Cannabinol)*	0.65	6.5	0.07	
CBG (Cannabigerol)*	1.00	10	0.10	
CBGA (Cannabigerolic Acid)	0.67	6.7	0.10	
CBDV (Cannabidivarin)*	< LOQ	< LOQ	0.10	
CBDVA (Cannabidivarinic Acid)	< LOQ	< LOQ	0.10	
CBC (Cannabichromene)*	0.79	7.9	0.10	
THCV (Tetrahydrocannabivarin)	0.66	6.6	0.10	
<b>Total Cannabinoids</b>	<b>56.81</b>	<b>568.1</b>	<b>0.07</b>	

<LOQ - Results below the Limit of Quantitation - Compound not detected

  
 Breeanna Hamilton For Brian Weigel  
 Lab Director

These results relate only to the sample included on this report. The report may not be reproduced except in full, without the written permission of SC Laboratories. Samples tested in accordance with Oregon Administrative Rules, TNI 2009 Standard and SC Laboratories quality assurance plan unless otherwise noted.

Sample Name: **Cherry Tiger - FECO Bulk Duplicate**

Tested for: **OM Extracts**  
**Compliance Extract**

Laboratory ID: 19F0089-08

Matrix: Extracts and Concentrates

Sample Metrc ID: 1A4010300014ADD000015252

Lot # 190617 Cherry Tiger FECO

License: 10051970949

Batch RFID: 1A4010300014ADD000014952

Date Sampled: 06/17/19 11:51

Batch Size: 1100 (g)

Date Accepted: 06/18/19



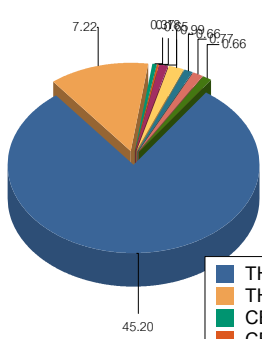
### Potency Analysis

Date Extracted: 06/24/19

Analysis Method/SOP: Potency

Date Analyzed: 06/25/19

\* - ORELAP certified analyte


Cannabinoids	% weight	mg/g	LOQ (%)	Cannabinoids Profile																				
<b>Total THC</b> ((THCA*0.877)+d9)	51.53	515.3	0.08	 <table border="1"> <tr><td>THC</td><td>45.20</td></tr> <tr><td>THCA</td><td>7.22</td></tr> <tr><td>CBD</td><td>0.37</td></tr> <tr><td>CBDA</td><td>0.18</td></tr> <tr><td>CBN</td><td>0.65</td></tr> <tr><td>CBG</td><td>0.99</td></tr> <tr><td>CBGA</td><td>0.66</td></tr> <tr><td>CBC</td><td>0.77</td></tr> <tr><td>THCV</td><td>0.66</td></tr> <tr><td><b>Total</b></td><td><b>56.69</b></td></tr> </table>	THC	45.20	THCA	7.22	CBD	0.37	CBDA	0.18	CBN	0.65	CBG	0.99	CBGA	0.66	CBC	0.77	THCV	0.66	<b>Total</b>	<b>56.69</b>
THC	45.20																							
THCA	7.22																							
CBD	0.37																							
CBDA	0.18																							
CBN	0.65																							
CBG	0.99																							
CBGA	0.66																							
CBC	0.77																							
THCV	0.66																							
<b>Total</b>	<b>56.69</b>																							
<b>Total CBD</b> ((CBDA*0.877)+CBD)	0.52	5.2	0.08																					
d9-THC (d9-Tetrahydrocannabinol)*	45.20	452	0.08																					
d8-THC (d8-Tetrahydrocannabinol)*	< LOQ	< LOQ	0.11																					
THCA (d9-Tetrahydrocannabinolic Acid)*	7.22	72.2	0.16																					
CBD (Cannabidiol)*	0.37	3.7	0.08																					
CBDA (Cannabidiolic Acid)*	0.18	1.8	0.16																					
CBN (Cannabinol)*	0.65	6.5	0.08																					
CBG (Cannabigerol)*	0.99	9.9	0.11																					
CBGA (Cannabigerolic Acid)	0.66	6.6	0.11																					
CBDV (Cannabidivarin)*	< LOQ	< LOQ	0.11																					
CBDVA (Cannabidivarinic Acid)	< LOQ	< LOQ	0.11																					
CBC (Cannabichromene)*	0.77	7.7	0.11																					
THCV (Tetrahydrocannabivarin)	0.66	6.6	0.11																					
<b>Total Cannabinoids</b>	<b>56.69</b>	<b>566.9</b>	<b>0.08</b>																					

<LOQ - Results below the Limit of Quantitation - Compound not detected

Sample Name: **Cherry Tiger - FECO Bulk**

Sample Metrc ID: **1A4010300014ADD000015252**

	Primary Result %	Duplicate Result %	Average %	% RPD	Pass/Fail (<15%RPD)
<b>Total THC</b> ((THCA*0.877)+d9)	51.58	51.53	51.56	0.097	PASS
<b>Total CBD</b> ((CBDA*0.877)+CBD)	0.52	0.52	0.52	NA	NA

  
Breeanna Hamilton For Brian Weigel  
Lab Director

These results relate only to the sample included on this report. The report may not be reproduced except in full, without the written permission of SC Laboratories. Samples tested in accordance with Oregon Administrative Rules, TNI 2009 Standard and SC Laboratories quality assurance plan unless otherwise noted.

Sample Name: <b>Cherry Tiger - FECO Bulk Primary</b>	License: <b>10051970949</b>
Tested for: <b>OM Extracts</b>	Date Sampled: <b>06/17/19 11:49</b>
<b>Compliance Extract</b>	Date Accepted: <b>06/18/19</b>
Laboratory ID: <b>19F0089-07</b>	Sample Metric ID: <b>1A4010300014ADD000015252</b>
Matrix: <b>Extracts and Concentrates</b>	Batch RFID: <b>1A4010300014ADD000014952</b>
Lot # <b>190617 Cherry Tiger FECO</b>	Batch Size: <b>1100 (g)</b>

### Terpene Analysis

Date Extracted: 06/24/19	Analysis Method/SOP: Terpenes				
Date Analyzed: 06/24/19					
Analyte	Result (%)	LOQ	Analyte	Result	LOQ
alpha Pinene	0.521	0.089	Myrcene	4.163	0.089
alpha Phellandrene	< LOQ	0.089	3-Carene	< LOQ	0.089
alpha Terpinene	< LOQ	0.089	Limonene	1.116	0.089
Terpinolene	0.107	0.089	Linalool	0.484	0.089
Fenchol	0.125	0.089	Borneol	< LOQ	0.089
Terpineol	0.121	0.089	Geraniol	< LOQ	0.089
alpha Humulene	0.384	0.089	beta Caryophyllene	0.997	0.089
Caryophyllene Oxide	< LOQ	0.089	alpha Bisabolol	0.288	0.089
Camphene	< LOQ	0.089	beta Pinene	0.094	0.089
Ocimene	0.116	0.089	Sabinene	< LOQ	0.089
Camphor	< LOQ	0.089	Isoborneol	< LOQ	0.089
Menthol	< LOQ	0.089	alpha Cedrene	< LOQ	0.089
Nerolidol	0.150	0.089	R-(+)-Pulegone	< LOQ	0.089
Eucalyptol	0.116	0.089	p-Cymene	< LOQ	0.089
(-)-Isopulegol	< LOQ	0.089	Geranyl Acetate	< LOQ	0.089
Guaiol	0.345	0.089	Valencene	< LOQ	0.089
Phytol	0.176	0.089	Citronellol	< LOQ	0.089
gamma-Terpinene	< LOQ	0.089			
<b>Total Terpenes</b>				<b>9.304 %</b>	

<LOQ - Results below the Limit of Quantitation - Compound not detected  
 Terpene Analysis is not ORELAP Accredited.

  
 Breeanna Hamilton For Brian Weigel  
 Lab Director

These results relate only to the sample included on this report. The report may not be reproduced except in full, without the written permission of SC Laboratories. Samples tested in accordance with Oregon Administrative Rules, TNI 2009 Standard and SC Laboratories quality assurance plan unless otherwise noted.

Sample Name: **Cherry Tiger - FECO Bulk Primary**

License: 10051970949

Tested for: **OM Extracts**

Date Sampled: 06/17/19 11:49

**Compliance Extract**

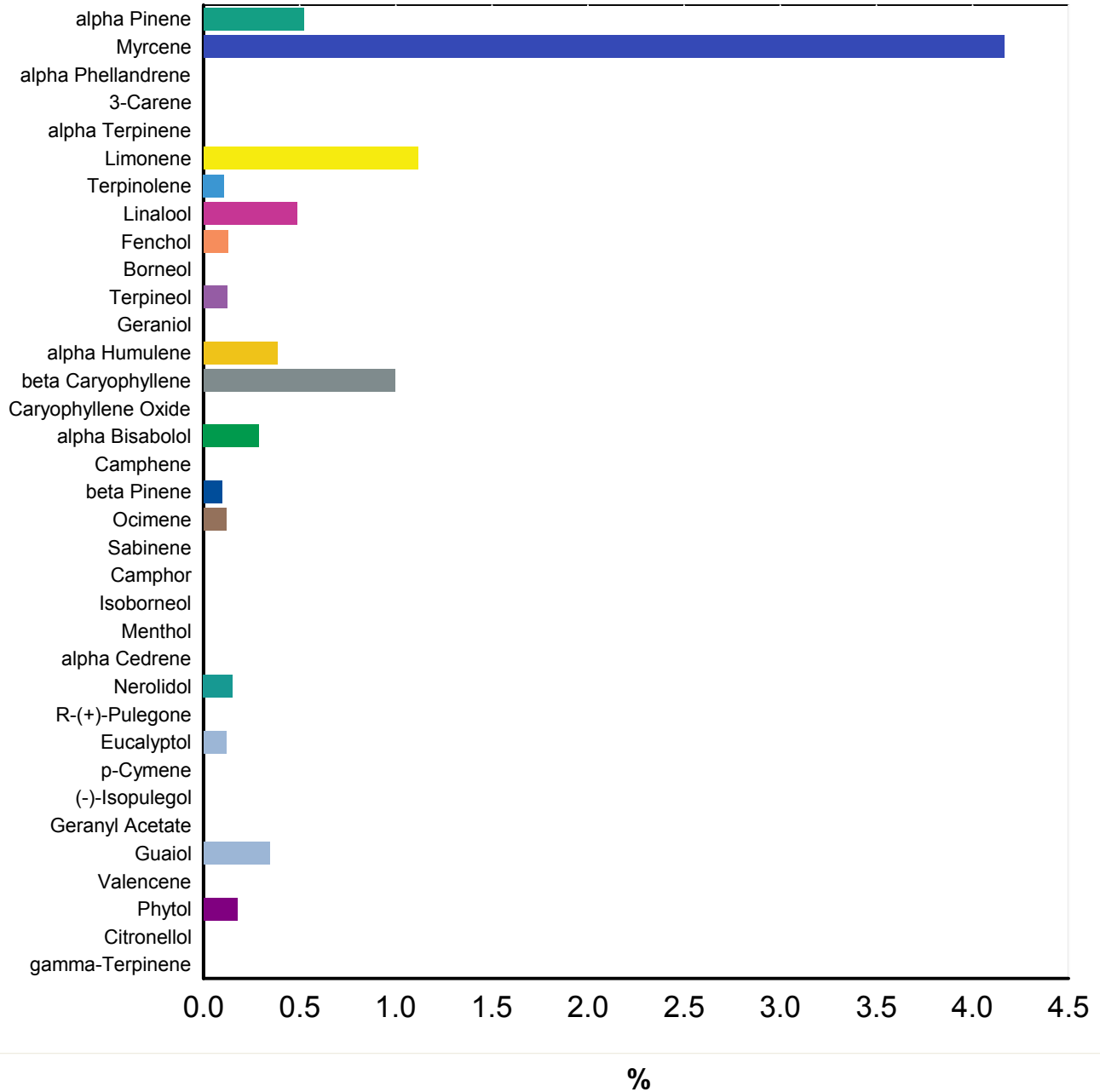
Date Accepted: 06/18/19 18:42

Laboratory ID: 19F0089-07

Matrix: Extracts and

Client/Metric ID: 1A4010300014ADD000015252

### Terpene Profile



*Breeanna Hamilton*  
 Breeanna Hamilton For Brian Weigel  
 Lab Director

These results relate only to the sample included on this report. The report may not be reproduced except in full, without the written permission of SC Laboratories. Samples tested in accordance with Oregon Administrative Rules, TNI 2009 Standard and SC Laboratories quality assurance plan unless otherwise noted.

Sample Name: **Cherry Tiger - FECO Bulk Primary** License: **10051970949**  
 Tested for: **OM Extracts** Date Sampled: **06/17/19 11:49**  
**Compliance Extract** Date Accepted: **06/18/19**

Laboratory ID: **19F0089-07** Sample Metric ID: **1A4010300014ADD000015252**  
 Matrix: **Extracts and Concentrates** Batch RFID: **1A4010300014ADD000014952**  
 Lot # **190617 Cherry Tiger FECO** Batch Size: **1100 (g)**

## Pesticide Analysis in ppm

Date Extracted: 06/24/19 Analysis Method/SOP: Pesticides  
 Date Analyzed: 06/25/19 Results above the action levels are highlighted in red #.

Analyte	Result	Action Level	LOQ	Analyte	Result	Action Level	LOQ
Abamectin	< LOQ	0.5	0.242	Acephate	< LOQ	0.4	0.193
Acequinocyl	< LOQ	2	0.967	Acetamiprid	< LOQ	0.2	0.097
Aldicarb	< LOQ	0.4	0.193	Azoxystrobin	< LOQ	0.2	0.097
Bifenazate	< LOQ	0.2	0.097	Bifenthrin	< LOQ	0.2	0.097
Boscalid	< LOQ	0.4	0.193	Carbaryl	< LOQ	0.2	0.097
Carbofuran	< LOQ	0.2	0.097	Chlorantraniliprole	< LOQ	0.2	0.097
Chlorfenapyr	< LOQ	1	0.484	Chlorpyrifos	< LOQ	0.2	0.097
Clofentezine	< LOQ	0.2	0.097	Cyfluthrin	< LOQ	1	0.484
Cypermethrin	< LOQ	1	0.484	Daminozide	< LOQ	1	0.484
DDVP (Dichlorvos)	< LOQ	1	0.484	Diazinon	< LOQ	0.2	0.097
Dimethoate	< LOQ	0.2	0.097	Ethoprophos	< LOQ	0.2	0.097
Etofenprox	< LOQ	0.4	0.193	Etoxazole	< LOQ	0.2	0.097
Fenoxycarb	< LOQ	0.2	0.097	Fenpyroximate	< LOQ	0.4	0.193
Fipronil	< LOQ	0.4	0.193	Fonicamid	< LOQ	1	0.484
Fludioxonil	< LOQ	0.4	0.193	Hexythiazox	< LOQ	1	0.484
Imazalil	< LOQ	0.2	0.097	Imidacloprid	< LOQ	0.4	0.193
Kresoxim-methyl	< LOQ	0.4	0.193	Malathion	< LOQ	0.2	0.097
Metalaxyl	< LOQ	0.2	0.097	Methiocarb	< LOQ	0.2	0.097
Methomyl	< LOQ	0.4	0.193	Methyl parathion	< LOQ	0.2	0.097
MGK-264	< LOQ	0.2	0.097	Myclobutanil	< LOQ	0.2	0.097
Naled	< LOQ	0.5	0.242	Oxamyl	< LOQ	1	0.484
Paclobutrazol	< LOQ	0.4	0.193	Permethrins (total)	< LOQ	0.2	0.097
Phosmet	< LOQ	0.2	0.097	Piperonyl butoxide	< LOQ	2	0.484
Prallethrin	< LOQ	0.2	0.097	Propiconazole	< LOQ	0.4	0.193
Propoxur	< LOQ	0.2	0.097	Pyrethrins (total)	< LOQ	1	0.484
Pyridaben	< LOQ	0.2	0.097	Spinosad	< LOQ	0.2	0.097
Spiromesifen	< LOQ	0.2	0.097	Spirotetramat	< LOQ	0.2	0.097
Spiroxamine	< LOQ	0.4	0.193	Tebuconazole	< LOQ	0.4	0.193
Thiacloprid	< LOQ	0.2	0.097	Thiamethoxam	< LOQ	0.2	0.097
Trifloxystrobin	< LOQ	0.2	0.097				

<LOQ - Results below the Limit of Quantitation - Compound not detected

  
 Breeanna Hamilton For Brian Weigel  
 Lab Director

These results relate only to the sample included on this report. The report may not be reproduced except in full, without the written permission of SC Laboratories. Samples tested in accordance with Oregon Administrative Rules, TNI 2009 Standard and SC Laboratories quality assurance plan unless otherwise noted.

Sample Name: **Cherry Tiger - FECO Bulk Duplicate** License: **10051970949**  
 Tested for: **OM Extracts** Date Sampled: **06/17/19 11:51**  
**Compliance Extract** Date Accepted: **06/18/19**

Laboratory ID: **19F0089-08** Sample Metric ID: **1A4010300014ADD000015252**  
 Matrix: **Extracts and Concentrates** Batch RFID: **1A4010300014ADD000014952**  
 Lot # **190617 Cherry Tiger FECO** Batch Size: **1100 (g)**

**Pesticide Analysis in ppm**

Date Extracted: 06/24/19 Analysis Method/SOP: Pesticides  
 Date Analyzed: 06/25/19 Results above the action levels are highlighted in red #.

Analyte	Result	Action Level	LOQ	Analyte	Result	Action Level	LOQ
Abamectin	< LOQ	0.5	0.239	Acephate	< LOQ	0.4	0.191
Acequinocyl	< LOQ	2	0.955	Acetamiprid	< LOQ	0.2	0.095
Aldicarb	< LOQ	0.4	0.191	Azoxystrobin	< LOQ	0.2	0.095
Bifenazate	< LOQ	0.2	0.095	Bifenthrin	< LOQ	0.2	0.095
Boscalid	< LOQ	0.4	0.191	Carbaryl	< LOQ	0.2	0.095
Carbofuran	< LOQ	0.2	0.095	Chlorantraniliprole	< LOQ	0.2	0.095
Chlorfenapyr	< LOQ	1	0.477	Chlorpyrifos	< LOQ	0.2	0.095
Clofentezine	< LOQ	0.2	0.095	Cyfluthrin	< LOQ	1	0.477
Cypermethrin	< LOQ	1	0.477	Daminozide	< LOQ	1	0.477
DDVP (Dichlorvos)	< LOQ	1	0.477	Diazinon	< LOQ	0.2	0.095
Dimethoate	< LOQ	0.2	0.095	Ethoprophos	< LOQ	0.2	0.095
Etofenprox	< LOQ	0.4	0.191	Etoxazole	< LOQ	0.2	0.095
Fenoxycarb	< LOQ	0.2	0.095	Fenpyroximate	< LOQ	0.4	0.191
Fipronil	< LOQ	0.4	0.191	Fonicamid	< LOQ	1	0.477
Fludioxonil	< LOQ	0.4	0.191	Hexythiazox	< LOQ	1	0.477
Imazalil	< LOQ	0.2	0.095	Imidacloprid	< LOQ	0.4	0.191
Kresoxim-methyl	< LOQ	0.4	0.191	Malathion	< LOQ	0.2	0.095
Metalaxyl	< LOQ	0.2	0.095	Methiocarb	< LOQ	0.2	0.095
Methomyl	< LOQ	0.4	0.191	Methyl parathion	< LOQ	0.2	0.095
MGK-264	< LOQ	0.2	0.095	Myclobutanil	< LOQ	0.2	0.095
Naled	< LOQ	0.5	0.239	Oxamyl	< LOQ	1	0.477
Paclobutrazol	< LOQ	0.4	0.191	Permethrins (total)	< LOQ	0.2	0.095
Phosmet	< LOQ	0.2	0.095	Piperonyl butoxide	< LOQ	2	0.477
Prallethrin	< LOQ	0.2	0.095	Propiconazole	< LOQ	0.4	0.191
Propoxur	< LOQ	0.2	0.095	Pyrethrins (total)	< LOQ	1	0.477
Pyridaben	< LOQ	0.2	0.095	Spinosad	< LOQ	0.2	0.095
Spiromesifen	< LOQ	0.2	0.095	Spirotetramat	< LOQ	0.2	0.095
Spiroxamine	< LOQ	0.4	0.191	Tebuconazole	< LOQ	0.4	0.191
Thiacloprid	< LOQ	0.2	0.095	Thiamethoxam	< LOQ	0.2	0.095
Trifloxystrobin	< LOQ	0.2	0.095				

<LOQ - Results below the Limit of Quantitation - Compound not detected

  
 Breeanna Hamilton For Brian Weigel  
 Lab Director

These results relate only to the sample included on this report. The report may not be reproduced except in full, without the written permission of SC Laboratories. Samples tested in accordance with Oregon Administrative Rules, TNI 2009 Standard and SC Laboratories quality assurance plan unless otherwise noted.

Sample Name: <b>Cherry Tiger - FECO Bulk Primary</b>	License: <b>10051970949</b>
Tested for: <b>OM Extracts</b>	Date Sampled: <b>06/17/19 11:49</b>
<b>Compliance Extract</b>	Date Accepted: <b>06/18/19</b>
Laboratory ID: <b>19F0089-07</b>	Sample Metric ID: <b>1A4010300014ADD000015252</b>
Matrix: <b>Extracts and Concentrates</b>	Batch RFID: <b>1A4010300014ADD000014952</b>
Lot # <b>190617 Cherry Tiger FECO</b>	Batch Size: <b>1100 (g)</b>

**Residual Solvents**

Solvent	Results in ug/g	Action Level	LOQ	Date Extracted: 06/21/19
1,4-Dioxane	< LOQ	380	197	Date Analyzed: 06/22/19
2-Butanol	< LOQ	5000	2600	Analysis Method/SOP: RST
2-Ethoxyethanol	< LOQ	160	83.1	
2-Propanol (IPA)	< LOQ	5000	2600	
Acetone	< LOQ	5000	2600	
Acetonitrile	< LOQ	400	213	
Benzene	< LOQ	2	1.04	
Butanes	< LOQ	5000	2600	
Cyclohexane	< LOQ	3880	2020	
Dichloromethane (methylene chloride)	< LOQ	600	312	
Ethyl acetate	< LOQ	5000	2600	
Ethyl ether	< LOQ	5000	2600	
Ethylbenzene	< LOQ	2170	1130	
Ethylene glycol	< LOQ	620	322	
Ethylene oxide	< LOQ	50	26.0	
Heptane	< LOQ	5000	2600	
Hexanes	< LOQ	290	151	
Isopropyl acetate	< LOQ	5000	2600	
Isopropylbenzene (cumene)	< LOQ	70	36.4	
Methanol	< LOQ	3000	1560	
Pentanes	< LOQ	5000	2600	
Propane	< LOQ	5000	2600	
Tetrahydrofuran	< LOQ	720	374	
Toluene	< LOQ	890	462	
Xylenes	< LOQ	2170	1130	

<LOQ - Results below the Limit of Quantitation - Compound not detected  
Results above the Action Level fail state testing requirements and will be highlighted Red #.

  
Breeanna Hamilton For Brian Weigel  
Lab Director

These results relate only to the sample included on this report. The report may not be reproduced except in full, without the written permission of SC Laboratories. Samples tested in accordance with Oregon Administrative Rules, TNI 2009 Standard and SC Laboratories quality assurance plan unless otherwise noted.

Sample Name: <b>Cherry Tiger - FECO Bulk Duplicate</b>	License: <b>10051970949</b>
Tested for: <b>OM Extracts</b>	Date Sampled: <b>06/17/19 11:51</b>
<b>Compliance Extract</b>	Date Accepted: <b>06/18/19</b>
Laboratory ID: <b>19F0089-08</b>	Sample Metric ID: <b>1A4010300014ADD000015252</b>
Matrix: <b>Extracts and Concentrates</b>	Batch RFID: <b>1A4010300014ADD000014952</b>
Lot # <b>190617 Cherry Tiger FECO</b>	Batch Size: <b>1100 (g)</b>

### Residual Solvents

Solvent	Results in ug/g	Action Level	LOQ
1,4-Dioxane	< LOQ	380	186
2-Butanol	< LOQ	5000	2450
2-Ethoxyethanol	< LOQ	160	78.4
2-Propanol (IPA)	< LOQ	5000	2450
Acetone	< LOQ	5000	2450
Acetonitrile	< LOQ	400	201
Benzene	< LOQ	2	0.980
Butanes	< LOQ	5000	2450
Cyclohexane	< LOQ	3880	1900
Dichloromethane (methylene chloride)	< LOQ	600	294
Ethyl acetate	< LOQ	5000	2450
Ethyl ether	< LOQ	5000	2450
Ethylbenzene	< LOQ	2170	1060
Ethylene glycol	< LOQ	620	304
Ethylene oxide	< LOQ	50	24.5
Heptane	< LOQ	5000	2450
Hexanes	< LOQ	290	142
Isopropyl acetate	< LOQ	5000	2450
Isopropylbenzene (cumene)	< LOQ	70	34.3
Methanol	< LOQ	3000	1470
Pentanes	< LOQ	5000	2450
Propane	< LOQ	5000	2450
Tetrahydrofuran	< LOQ	720	353
Toluene	< LOQ	890	436
Xylenes	< LOQ	2170	1060

Date Extracted: 06/21/19  
 Date Analyzed: 06/22/19  
 Analysis Method/SOP: RST

<LOQ - Results below the Limit of Quantitation - Compound not detected  
 Results above the Action Level fail state testing requirements and will be highlighted **Red #**.

  
 Breeanna Hamilton For Brian Weigel  
 Lab Director

These results relate only to the sample included on this report. The report may not be reproduced except in full, without the written permission of SC Laboratories. Samples tested in accordance with Oregon Administrative Rules, TNI 2009 Standard and SC Laboratories quality assurance plan unless otherwise noted.



## Case Narrative

**Pesticides** - Spiroxamine recovered above the upper acceptance limit in the Blank Spike, Matrix Spike and Matrix Spike Duplicate. Daminozide recovered above the upper acceptance limit in the Blank Spike. Pyrethrins recovered above the upper acceptance limit in the Matrix Spike, and Matrix Spike Duplicate. Analytes were below the reporting limit in all client samples.

**Residual Solvent** - Isopropylbenzene was below normally accepted recovery criteria in the Blank Spike due to isopropylbenzene signal suppression in samples spiked with all target analytes.

Propane was above normally accepted recovery criteria in the Blank Spike and Matrix Spike Duplicate. Analyte was below the reporting limit in all client samples.

**Terpenes** - Phytol result was above QC criteria in the Method Blank.

**Potency** - Cannabidiol (CBD) exceeded normally accepted RPD criteria in the Sample Duplicate due to relatively large variations in very small values.

## Quality Control Potency

### Batch: B191092 - Potency/Terpenes

Blank(B191092-BLK1)			Extracted - 06/24/19 13:31 Analyzed - 06/25/19 10:31					
Analyte	Result	Units	Spike Level	Source Result	%REC	%REC Limits	RPD	RPD Limit
d9-THC (d9-Tetrahydrocannabinol)	< LOQ	%						
d8-THC (d8-Tetrahydrocannabinol)	< LOQ	%						
THCA (d9-Tetrahydrocannabinolic Acid)	< LOQ	%						
CBD (Cannabidiol)	< LOQ	%						
CBDA (Cannabidiolic Acid)	< LOQ	%						
CBN (Cannabinol)	< LOQ	%						
CBG (Cannabigerol)	< LOQ	%						
CBGA (Cannabigerolic Acid)	< LOQ	%						
CBDV (Cannabidivarin)	< LOQ	%						
CBDVA (Cannabidivarinic Acid)	< LOQ	%						
CBC (Cannabichromene)	< LOQ	%						
THCV (Tetrahydrocannabivarin)	< LOQ	%						

Duplicate(B191092-DUP1)			Extracted - 06/24/19 13:31 Analyzed - 06/25/19 10:39					
Analyte	Result	Units	Spike Level	Source Result	%REC	%REC Limits	RPD	RPD Limit
d9-THC (d9-Tetrahydrocannabinol)	68.98	%		67.32			2.44	20
d8-THC (d8-Tetrahydrocannabinol)	< LOQ	%		< LOQ				20

  
 Breeanna Hamilton For Brian Weigel  
 Lab Director

These results relate only to the sample included on this report. The report may not be reproduced except in full, without the written permission of SC Laboratories. Samples tested in accordance with Oregon Administrative Rules, TNI 2009 Standard and SC Laboratories quality assurance plan unless otherwise noted.

## Quality Control Potency (Continued)

**Batch: B191092 - Potency/Terpenes (Continued)**

Duplicate(B191092-DUP1)			Extracted - 06/24/19 13:31 Analyzed - 06/25/19 10:39					
Analyte	Result	Units	Spike Level	Source Result	%REC	%REC Limits	RPD	RPD Limit
THCA (d9-Tetrahydrocannabinolic Acid)	0.43	%		0.42			2.65	20
CBD (Cannabidiol)	0.15	%		0.11			30.7	20
CBDA (Cannabidiolic Acid)	< LOQ	%		< LOQ				20
CBN (Cannabinol)	0.19	%		0.18			2.67	20
CBG (Cannabigerol)	0.98	%		0.94			4.28	20
CBGA (Cannabigerolic Acid)	0.22	%		0.21			2.71	20
CBDV (Cannabidivarin)	< LOQ	%		< LOQ				20
CBDVA (Cannabidivarinic Acid)	< LOQ	%		< LOQ				20
CBC (Cannabichromene)	1.13	%		1.13			0.591	20
THCV (Tetrahydrocannabivarin)	2.41	%		2.31			4.23	20

LCS(B191092-BS1)			Extracted - 06/24/19 13:31 Analyzed - 06/25/19 10:22					
Analyte	Result	Units	Spike Level	Source Result	%REC	%REC Limits	RPD	RPD Limit
d9-THC (d9-Tetrahydrocannabinol)	0.19	%	0.200		95.1	80-120		
CBD (Cannabidiol)	0.22	%	0.200		108	80-120		
CBDA (Cannabidiolic Acid)	0.19	%	0.200		93.2	80-120		
CBN (Cannabinol)	0.20	%	0.200		97.8	80-120		

  
Breeanna Hamilton For Brian Weigel  
Lab Director

These results relate only to the sample included on this report. The report may not be reproduced except in full, without the written permission of SC Laboratories. Samples tested in accordance with Oregon Administrative Rules, TNI 2009 Standard and SC Laboratories quality assurance plan unless otherwise noted.

## Quality Control Pesticide Analysis

Batch: B191091 - Pesticide Prep

Blank(B191091-BLK1)		Extracted - 06/24/19 8:50 Analyzed - 06/24/19 18:22						
Analyte	Result	Units	Spike Level	Source Result	%REC	%REC Limits	RPD	RPD Limit
Abamectin	< LOQ	ppm						
Acephate	< LOQ	ppm						
Acequinocyl	< LOQ	ppm						
Acetamiprid	< LOQ	ppm						
Aldicarb	< LOQ	ppm						
Azoxystrobin	< LOQ	ppm						
Bifenazate	< LOQ	ppm						
Bifenthrin	< LOQ	ppm						
Boscalid	< LOQ	ppm						
Carbaryl	< LOQ	ppm						
Carbofuran	< LOQ	ppm						
Chlorantraniliprole	< LOQ	ppm						
Chlorfenapyr	< LOQ	ppm						
Chlorpyrifos	< LOQ	ppm						
Clofentezine	< LOQ	ppm						
Cyfluthrin	< LOQ	ppm						
Cypermethrin	< LOQ	ppm						
Daminozide	< LOQ	ppm						
DDVP (Dichlorvos)	< LOQ	ppm						
Diazinon	< LOQ	ppm						
Dimethoate	< LOQ	ppm						
Ethoprophos	< LOQ	ppm						
Etofenprox	< LOQ	ppm						
Etoxazole	< LOQ	ppm						
Fenoxycarb	< LOQ	ppm						
Fenpyroximate	< LOQ	ppm						
Fipronil	< LOQ	ppm						
Fonicamid	< LOQ	ppm						
Fludioxonil	< LOQ	ppm						
Hexythiazox	< LOQ	ppm						
Imazalil	< LOQ	ppm						
Imidacloprid	< LOQ	ppm						
Kresoxim-methyl	< LOQ	ppm						
Malathion	< LOQ	ppm						
Metalaxyl	< LOQ	ppm						

  
 Breeanna Hamilton For Brian Weigel  
 Lab Director

These results relate only to the sample included on this report. The report may not be reproduced except in full, without the written permission of SC Laboratories. Samples tested in accordance with Oregon Administrative Rules, TNI 2009 Standard and SC Laboratories quality assurance plan unless otherwise noted.

## Quality Control

### Pesticide Analysis (Continued)

**Batch: B191091 - Pesticide Prep (Continued)**

Blank(B191091-BLK1)			Extracted - 06/24/19 8:50 Analyzed - 06/24/19 18:22					
Analyte	Result	Units	Spike Level	Source Result	%REC	%REC Limits	RPD	RPD Limit
Methiocarb	< LOQ	ppm						
Methomyl	< LOQ	ppm						
Methyl parathion	< LOQ	ppm						
MGK-264	< LOQ	ppm						
Myclobutanil	< LOQ	ppm						
Naled	< LOQ	ppm						
Oxamyl	< LOQ	ppm						
Pacllobutrazol	< LOQ	ppm						
Permethrins (total)	< LOQ	ppm						
Phosmet	< LOQ	ppm						
Piperonyl butoxide	< LOQ	ppm						
Prallethrin	< LOQ	ppm						
Propiconazole	< LOQ	ppm						
Propoxur	< LOQ	ppm						
Pyrethrins (total)	< LOQ	ppm						
Pyridaben	< LOQ	ppm						
Spinosad	< LOQ	ppm						
Spiromesifen	< LOQ	ppm						
Spirotetramat	< LOQ	ppm						
Spiroxamine	< LOQ	ppm						
Tebuconazole	< LOQ	ppm						
Thiacloprid	< LOQ	ppm						
Thiamethoxam	< LOQ	ppm						
Trifloxystrobin	< LOQ	ppm						

LCS(B191091-BS1)			Extracted - 06/24/19 8:50 Analyzed - 06/24/19 18:38					
Analyte	Result	Units	Spike Level	Source Result	%REC	%REC Limits	RPD	RPD Limit
Abamectin	0.88	ppm	0.980		89.8	15-150		
Acephate	0.91	ppm	1.00		91.2	51-141		
Acequinocyl	0.39	ppm	1.00		39.4	24-84		
Acetamiprid	0.94	ppm	1.00		94.2	50-150		
Aldicarb	0.94	ppm	1.00		93.9	49-146		
Azoxystrobin	0.94	ppm	1.00		93.8	52-136		
Bifenazate	0.73	ppm	1.00		73.4	41-133		
Bifenthrin	0.90	ppm	1.00		90.4	22-130		

  
Breeanna Hamilton For Brian Weigel  
Lab Director

These results relate only to the sample included on this report. The report may not be reproduced except in full, without the written permission of SC Laboratories. Samples tested in accordance with Oregon Administrative Rules, TNI 2009 Standard and SC Laboratories quality assurance plan unless otherwise noted.

## Quality Control Pesticide Analysis (Continued)

**Batch: B191091 - Pesticide Prep (Continued)**

LCS(B191091-BS1)		Extracted - 06/24/19 8:50 Analyzed - 06/24/19 18:38						
Analyte	Result	Units	Spike Level	Source Result	%REC	%REC Limits	RPD	RPD Limit
Boscalid	0.89	ppm	1.00		89.2	29-144		
Carbaryl	1.01	ppm	1.00		101	61-127		
Carbofuran	1.01	ppm	1.00		101	62-136		
Chlorantraniliprole	0.83	ppm	1.00		82.9	41-150		
Chlorfenapyr	0.95	ppm	1.00		94.8	23-143		
Chlorpyrifos	0.90	ppm	1.00		90.3	29-124		
Clofentezine	0.94	ppm	1.00		94.4	40-127		
Cyfluthrin	0.99	ppm	1.00		98.6	32-147		
Cypermethrin	0.87	ppm	1.00		86.9	21-144		
Daminozide	1.21	ppm	1.00		121	15-91		
DDVP (Dichlorvos)	0.90	ppm	1.00		89.6	55-150		
Diazinon	0.95	ppm	1.00		94.7	43-127		
Dimethoate	1.02	ppm	1.00		102	62-136		
Ethoprophos	0.95	ppm	1.00		94.7	45-142		
Etofenprox	0.91	ppm	1.00		91.2	24-113		
Etoxazole	0.91	ppm	1.00		90.5	34-121		
Fenoxycarb	0.95	ppm	1.00		94.7	22-150		
Fenpyroximate	0.94	ppm	1.00		93.9	34-144		
Fipronil	0.97	ppm	1.00		97.4	25-149		
Flonicamid	1.02	ppm	1.00		102	53-144		
Fludioxonil	0.90	ppm	1.00		90.2	29-132		
Hexythiazox	0.91	ppm	1.00		90.5	22-111		
Imazalil	0.98	ppm	1.00		97.8	48-125		
Imidacloprid	0.95	ppm	1.00		95.0	41-150		
Kresoxim-methyl	0.91	ppm	1.00		91.5	43-140		
Malathion	0.93	ppm	1.00		93.1	25-148		
Metalaxyl	0.95	ppm	1.00		95.1	50-136		
Methiocarb	0.99	ppm	1.00		98.9	56-132		
Methomyl	0.98	ppm	1.00		98.2	40-150		
Methyl parathion	0.93	ppm	1.00		92.8	15-150		
MGK-264	0.57	ppm	0.630		90.9	32-134		
Myclobutanil	0.97	ppm	1.00		97.5	43-141		
Naled	0.94	ppm	1.00		94.3	15-136		
Oxamyl	0.97	ppm	1.00		97.4	56-133		
Paclobutrazol	1.00	ppm	1.00		99.5	34-143		

  
Breeanna Hamilton For Brian Weigel  
Lab Director

These results relate only to the sample included on this report. The report may not be reproduced except in full, without the written permission of SC Laboratories. Samples tested in accordance with Oregon Administrative Rules, TNI 2009 Standard and SC Laboratories quality assurance plan unless otherwise noted.

## Quality Control Pesticide Analysis (Continued)

**Batch: B191091 - Pesticide Prep (Continued)**

LCS(B191091-BS1)		Extracted - 06/24/19 8:50 Analyzed - 06/24/19 18:38						
Analyte	Result	Units	Spike Level	Source Result	%REC	%REC Limits	RPD	RPD Limit
Permethrins (total)	0.46	ppm	1.00		46.0	31-113		
Phosmet	0.97	ppm	1.00		97.0	53-124		
Piperonyl butoxide	0.89	ppm	1.00		89.5	39-128		
Prallethrin	0.92	ppm	1.00		91.8	43-140		
Propiconazole	0.97	ppm	1.00		96.5	47-124		
Propoxur	0.98	ppm	1.00		97.9	63-135		
Pyrethrins (total)	0.58	ppm	0.630		92.8	19-144		
Pyridaben	0.93	ppm	1.00		93.1	31-122		
Spinosad	0.64	ppm	0.820		77.7	24-147		
Spiromesifen	0.88	ppm	1.00		88.4	49-133		
Spirotetramat	0.93	ppm	1.00		92.8	29-150		
Spiroxamine	0.91	ppm	0.550		166	15-122		
Tebuconazole	1.01	ppm	1.00		101	40-133		
Thiacloprid	0.98	ppm	1.00		98.1	60-143		
Thiamethoxam	1.01	ppm	1.00		101	42-146		
Trifloxystrobin	0.93	ppm	1.00		93.3	41-148		

Matrix Spike(B191091-MS1)		Extracted - 06/24/19 8:50 Analyzed - 06/24/19 18:54						
Analyte	Result	Units	Spike Level	Source Result	%REC	%REC Limits	RPD	RPD Limit
Abamectin	0.67	ppm	0.945	< LOQ	70.9	21-150		
Acephate	0.84	ppm	0.964	< LOQ	87.6	48-131		
Acequinocyl	0.57	ppm	0.964	< LOQ	58.7	16-148		
Acetamiprid	0.89	ppm	0.964	< LOQ	92.3	50-145		
Aldicarb	0.89	ppm	0.964	< LOQ	91.8	53-133		
Azoxystrobin	0.92	ppm	0.964	< LOQ	95.3	35-147		
Bifenazate	0.92	ppm	0.964	< LOQ	95.0	43-143		
Bifenthrin	0.37	ppm	0.964	< LOQ	38.2	16-107		
Boscalid	0.88	ppm	0.964	< LOQ	91.1	42-140		
Carbaryl	0.93	ppm	0.964	< LOQ	96.8	71-113		
Carbofuran	0.96	ppm	0.964	< LOQ	99.1	73-118		
Chlorantraniliprole	0.80	ppm	0.964	< LOQ	82.9	45-136		
Chlorfenapyr	0.62	ppm	0.964	< LOQ	64.3	15-150		
Chlorpyrifos	0.56	ppm	0.964	0.007	57.1	24-125		
Clofentezine	0.61	ppm	0.964	< LOQ	63.0	38-118		
Cyfluthrin	1.17	ppm	0.964	< LOQ	121	23-139		

  
 Breeanna Hamilton For Brian Weigel  
 Lab Director

These results relate only to the sample included on this report. The report may not be reproduced except in full, without the written permission of SC Laboratories. Samples tested in accordance with Oregon Administrative Rules, TNI 2009 Standard and SC Laboratories quality assurance plan unless otherwise noted.

## Quality Control

### Pesticide Analysis (Continued)

**Batch: B191091 - Pesticide Prep (Continued)**

Matrix Spike(B191091-MS1)			Extracted - 06/24/19 8:50 Analyzed - 06/24/19 18:54					
Analyte	Result	Units	Spike Level	Source Result	%REC	%REC Limits	RPD	RPD Limit
Cypermethrin	0.80	ppm	0.964	< LOQ	83.3	38-150		
Daminozide	1.10	ppm	0.964	< LOQ	114	15-150		
DDVP (Dichlorvos)	0.87	ppm	0.964	< LOQ	90.3	64-124		
Diazinon	0.86	ppm	0.964	< LOQ	88.9	50-123		
Dimethoate	0.92	ppm	0.964	< LOQ	95.2	69-116		
Ethoprophos	0.83	ppm	0.964	0.008	85.6	39-146		
Etofenprox	0.48	ppm	0.964	< LOQ	49.8	31-117		
Etoxazole	0.75	ppm	0.964	< LOQ	78.2	35-136		
Fenoxycarb	0.89	ppm	0.964	< LOQ	92.8	23-150		
Fenpyroximate	0.91	ppm	0.964	< LOQ	94.9	30-143		
Fipronil	0.78	ppm	0.964	< LOQ	80.4	15-150		
Flonicamid	0.88	ppm	0.964	< LOQ	91.5	50-131		
Fludioxonil	0.95	ppm	0.964	< LOQ	98.6	44-150		
Hexythiazox	0.75	ppm	0.964	< LOQ	78.3	34-144		
Imazalil	0.93	ppm	0.964	< LOQ	96.7	54-124		
Imidacloprid	0.98	ppm	0.964	< LOQ	101	39-150		
Kresoxim-methyl	0.80	ppm	0.964	< LOQ	83.1	46-134		
Malathion	0.92	ppm	0.964	< LOQ	95.8	26-148		
Metalaxyl	0.93	ppm	0.964	< LOQ	96.8	60-127		
Methiocarb	0.95	ppm	0.964	< LOQ	98.7	50-131		
Methomyl	0.89	ppm	0.964	< LOQ	92.1	47-135		
Methyl parathion	0.92	ppm	0.964	< LOQ	95.1	15-150		
MGK-264	0.45	ppm	0.607	< LOQ	74.7	20-130		
Myclobutanil	0.93	ppm	0.964	< LOQ	96.8	43-134		
Naled	0.90	ppm	0.964	< LOQ	93.7	38-140		
Oxamyl	0.89	ppm	0.964	< LOQ	92.4	48-127		
Paclobutrazol	0.90	ppm	0.964	< LOQ	93.8	30-136		
Permethrins (total)	0.33	ppm	0.964	< LOQ	34.1	20-120		
Phosmet	0.92	ppm	0.964	< LOQ	95.1	51-134		
Piperonyl butoxide	0.80	ppm	0.964	< LOQ	82.9	36-134		
Prallethrin	0.87	ppm	0.964	< LOQ	90.7	23-149		
Propiconazole	0.87	ppm	0.964	< LOQ	89.8	45-133		
Propoxur	0.95	ppm	0.964	< LOQ	98.6	59-130		
Pyrethrins (total)	0.90	ppm	0.607	< LOQ	148	15-146		
Pyridaben	0.43	ppm	0.964	< LOQ	44.1	15-150		

  
Breeanna Hamilton For Brian Weigel  
Lab Director

These results relate only to the sample included on this report. The report may not be reproduced except in full, without the written permission of SC Laboratories. Samples tested in accordance with Oregon Administrative Rules, TNI 2009 Standard and SC Laboratories quality assurance plan unless otherwise noted.

## Quality Control

### Pesticide Analysis (Continued)

**Batch: B191091 - Pesticide Prep (Continued)**

Matrix Spike(B191091-MS1)			Extracted - 06/24/19 8:50 Analyzed - 06/24/19 18:54					
Analyte	Result	Units	Spike Level	Source Result	%REC	%REC Limits	RPD	RPD Limit
Spinosad	0.68	ppm	0.791	< LOQ	86.3	23-150		
Spiromesifen	0.73	ppm	0.964	< LOQ	76.0	27-127		
Spirotetramat	1.13	ppm	0.964	< LOQ	117	33-150		
Spiroxamine	0.91	ppm	0.530	< LOQ	171	54-134		
Tebuconazole	0.66	ppm	0.964	< LOQ	68.4	22-126		
Thiacloprid	0.93	ppm	0.964	< LOQ	96.9	53-138		
Thiamethoxam	0.92	ppm	0.964	< LOQ	95.3	40-134		
Trifloxystrobin	0.76	ppm	0.964	< LOQ	79.3	25-140		

Matrix Spike Dup(B191091-MSD1)			Extracted - 06/24/19 8:50 Analyzed - 06/24/19					
Analyte	Result	Units	Spike Level	Source Result	%REC	%REC Limits	RPD	RPD Limit
Abamectin	0.75	ppm	0.965	< LOQ	77.8	21-150	9.32	40
Acephate	0.83	ppm	0.985	< LOQ	84.7	48-131	3.43	26
Acequinocyl	0.63	ppm	0.985	< LOQ	64.2	16-148	9.00	50
Acetamiprid	0.94	ppm	0.985	< LOQ	95.5	50-145	3.38	30
Aldicarb	0.94	ppm	0.985	< LOQ	95.5	53-133	3.95	30
Azoxystrobin	0.95	ppm	0.985	< LOQ	96.8	35-147	1.55	29
Bifenazate	0.97	ppm	0.985	< LOQ	98.1	43-143	3.20	30
Bifenthrin	0.36	ppm	0.985	< LOQ	36.9	16-107	3.43	29
Boscalid	0.90	ppm	0.985	< LOQ	91.2	42-140	0.0140	30
Carbaryl	0.93	ppm	0.985	< LOQ	94.4	71-113	2.55	20
Carbofuran	1.04	ppm	0.985	< LOQ	106	73-118	6.43	20
Chlorantraniliprole	0.77	ppm	0.985	< LOQ	78.6	45-136	5.30	30
Chlorfenapyr	0.67	ppm	0.985	< LOQ	67.6	15-150	5.04	50
Chlorpyrifos	0.56	ppm	0.985	0.007	55.8	24-125	2.33	29
Clofentezine	0.57	ppm	0.985	< LOQ	57.4	38-118	9.27	26
Cyfluthrin	1.15	ppm	0.985	< LOQ	117	23-139	3.35	50
Cypermethrin	0.88	ppm	0.985	< LOQ	89.3	38-150	6.88	30
Daminozide	1.12	ppm	0.985	< LOQ	114	15-150	0.0326	26
DDVP (Dichlorvos)	0.93	ppm	0.985	< LOQ	94.9	64-124	4.92	27
Diazinon	0.92	ppm	0.985	< LOQ	93.9	50-123	5.51	20
Dimethoate	0.93	ppm	0.985	< LOQ	94.8	69-116	0.453	20
Ethoprophos	0.86	ppm	0.985	0.008	86.9	39-146	1.49	30
Etofenprox	0.48	ppm	0.985	< LOQ	49.2	31-117	1.20	27
Etoxazole	0.81	ppm	0.985	< LOQ	82.0	35-136	4.74	30

  
Breeanna Hamilton For Brian Weigel  
Lab Director

These results relate only to the sample included on this report. The report may not be reproduced except in full, without the written permission of SC Laboratories. Samples tested in accordance with Oregon Administrative Rules, TNI 2009 Standard and SC Laboratories quality assurance plan unless otherwise noted.



## Quality Control

### Pesticide Analysis (Continued)

**Batch: B191091 - Pesticide Prep (Continued)**

Matrix Spike Dup(B191091-MSD1)			Extracted - 06/24/19 8:50 Analyzed - 06/24/19					
Analyte	Result	Units	Spike Level	Source Result	%REC	%REC Limits	RPD	RPD Limit
Fenoxycarb	0.92	ppm	0.985	< LOQ	93.1	23-150	0.351	40
Fenpyroximate	0.93	ppm	0.985	< LOQ	94.4	30-143	0.470	26
Fipronil	0.81	ppm	0.985	< LOQ	82.0	15-150	1.92	30
Flonicamid	0.89	ppm	0.985	< LOQ	90.4	50-131	1.12	26
Fludioxonil	1.02	ppm	0.985	< LOQ	103	44-150	4.46	30
Hexythiazox	0.74	ppm	0.985	< LOQ	75.6	34-144	3.54	28
Imazalil	0.97	ppm	0.985	< LOQ	98.4	54-124	1.74	24
Imidacloprid	1.01	ppm	0.985	< LOQ	102	39-150	0.998	30
Kresoxim-methyl	0.87	ppm	0.985	< LOQ	88.6	46-134	6.39	20
Malathion	0.96	ppm	0.985	< LOQ	97.1	26-148	1.36	50
Metalaxyl	0.95	ppm	0.985	< LOQ	96.6	60-127	0.254	30
Methiocarb	0.98	ppm	0.985	< LOQ	99.7	50-131	0.950	30
Methomyl	0.93	ppm	0.985	< LOQ	94.2	47-135	2.27	20
Methyl parathion	0.82	ppm	0.985	< LOQ	83.2	15-150	13.3	50
MGK-264	0.47	ppm	0.621	< LOQ	75.4	20-130	1.00	30
Myclobutanil	0.97	ppm	0.985	< LOQ	98.4	43-134	1.63	30
Naled	0.94	ppm	0.985	< LOQ	95.7	38-140	2.15	30
Oxamyl	0.89	ppm	0.985	< LOQ	90.4	48-127	2.21	28
Paclobutrazol	0.94	ppm	0.985	< LOQ	95.4	30-136	1.78	30
Permethrins (total)	0.33	ppm	0.985	< LOQ	33.1	20-120	3.05	28
Phosmet	0.93	ppm	0.985	< LOQ	94.4	51-134	0.686	30
Piperonyl butoxide	0.85	ppm	0.985	< LOQ	86.6	36-134	4.31	30
Prallethrin	0.90	ppm	0.985	< LOQ	91.1	23-149	0.388	30
Propiconazole	0.93	ppm	0.985	< LOQ	94.0	45-133	4.59	30
Propoxur	1.03	ppm	0.985	< LOQ	105	59-130	6.26	29
Pyrethrins (total)	0.94	ppm	0.621	< LOQ	151	15-146	2.13	28
Pyridaben	0.46	ppm	0.985	< LOQ	46.3	15-150	4.93	29
Spinosad	0.75	ppm	0.808	< LOQ	93.3	23-150	7.79	30
Spiromesifen	0.78	ppm	0.985	< LOQ	79.1	27-127	3.99	28
Spirotetramat	1.19	ppm	0.985	< LOQ	120	33-150	2.87	30
Spiroxamine	0.97	ppm	0.542	< LOQ	180	54-134	4.84	30
Tebuconazole	0.71	ppm	0.985	< LOQ	71.7	22-126	4.83	21
Thiacloprid	1.00	ppm	0.985	< LOQ	102	53-138	4.94	30
Thiamethoxam	0.92	ppm	0.985	< LOQ	93.5	40-134	1.88	28
Trifloxystrobin	0.82	ppm	0.985	< LOQ	83.5	25-140	5.12	30

  
 Breeanna Hamilton For Brian Weigel  
 Lab Director

These results relate only to the sample included on this report. The report may not be reproduced except in full, without the written permission of SC Laboratories. Samples tested in accordance with Oregon Administrative Rules, TNI 2009 Standard and SC Laboratories quality assurance plan unless otherwise noted.

## Quality Control Solvent Analysis

**Batch: B191090 - Residual Solvent Prep**

Blank(B191090-BLK1)		Extracted - 06/21/19 12:29 Analyzed - 06/22/19 13:42						
Analyte	Result	Units	Spike Level	Source Result	%REC	%REC Limits	RPD	RPD Limit
1,4-Dioxane	< LOQ	ug/g						
2-Butanol	< LOQ	ug/g						
2-Ethoxyethanol	< LOQ	ug/g						
2-Propanol (IPA)	< LOQ	ug/g						
Acetone	< LOQ	ug/g						
Acetonitrile	< LOQ	ug/g						
Benzene	< LOQ	ug/g						
Butanes	< LOQ	ug/g						
Cyclohexane	< LOQ	ug/g						
Dichloromethane (methylene chloride)	< LOQ	ug/g						
Ethyl acetate	< LOQ	ug/g						
Ethyl ether	< LOQ	ug/g						
Ethylbenzene	< LOQ	ug/g						
Ethylene glycol	< LOQ	ug/g						
Ethylene oxide	< LOQ	ug/g						
Heptane	< LOQ	ug/g						
Hexanes	< LOQ	ug/g						
Isopropyl acetate	< LOQ	ug/g						
Isopropylbenzene (cumene)	< LOQ	ug/g						
Methanol	< LOQ	ug/g						
Pentanes	< LOQ	ug/g						
Propane	< LOQ	ug/g						
Tetrahydrofuran	< LOQ	ug/g						
Toluene	< LOQ	ug/g						
Xylenes	< LOQ	ug/g						

LCS(B191090-BS1)		Extracted - 06/21/19 12:29 Analyzed - 06/22/19 14:03						
Analyte	Result	Units	Spike Level	Source Result	%REC	%REC Limits	RPD	RPD Limit
1,4-Dioxane	574	ug/g	570		101	70-130		
2,2-Dimethylbutane	491	ug/g	435		113	70-130		
2,2-Dimethylpropane (neopentane)	4070	ug/g	3120		130	60-140		
2-Butanol	4130	ug/g	3500		118	70-130		
2-Ethoxyethanol	228	ug/g	240		95.0	60-140		
2-Methylbutane (isopentane)	4470	ug/g	3500		128	70-130		
2-Methylpentane/2,3-Dimethylbutane	1070	ug/g	870		123	70-130		

  
 Breeanna Hamilton For Brian Weigel  
 Lab Director

These results relate only to the sample included on this report. The report may not be reproduced except in full, without the written permission of SC Laboratories. Samples tested in accordance with Oregon Administrative Rules, TNI 2009 Standard and SC Laboratories quality assurance plan unless otherwise noted.

## Quality Control

### Solvent Analysis (Continued)

**Batch: B191090 - Residual Solvent Prep (Continued)**

<b>LCS(B191090-BS1)</b>		<b>Extracted - 06/21/19 12:29 Analyzed - 06/22/19 14:03</b>						
<b>Analyte</b>	<b>Result</b>	<b>Units</b>	<b>Spike Level</b>	<b>Source Result</b>	<b>%REC</b>	<b>%REC Limits</b>	<b>RPD</b>	<b>RPD Limit</b>
2-Methylpropane (isobutane)	4220	ug/g	3120		135	60-140		
2-Propanol (IPA)	4350	ug/g	3500		124	70-130		
3-Methylpentane	436	ug/g	435		100	70-130		
Acetone	4420	ug/g	3500		126	70-130		
Acetonitrile	649	ug/g	615		106	70-130		
Benzene	2.93	ug/g	3.00		97.8	70-130		
Cyclohexane	6970	ug/g	5820		120	70-130		
Dichloromethane (methylene chloride)	980	ug/g	900		109	70-130		
Ethyl acetate	4200	ug/g	3500		120	70-130		
Ethyl ether	4340	ug/g	3500		124	70-130		
Ethylbenzene	3390	ug/g	3250		104	70-130		
Ethylene glycol	1120	ug/g	930		121	60-140		
Ethylene oxide	361	ug/g	375		96.1	60-140		
Heptane	4190	ug/g	3500		120	70-130		
Isopropyl acetate	4220	ug/g	3500		121	70-130		
Isopropylbenzene (cumene)	58.2	ug/g	105		55.4	70-130		
m,p-Xylene	7430	ug/g	6510		114	60-140		
Methanol	2810	ug/g	2500		112	70-130		
n-Butane	3790	ug/g	3120		121	60-140		
n-Hexane	428	ug/g	435		98.4	70-130		
n-Pentane	4410	ug/g	3500		126	70-130		
Propane	1900	ug/g	1250		152	60-140		
Tetrahydrofuran	1280	ug/g	1080		118	70-130		
Toluene	1300	ug/g	1340		97.3	70-130		
o-Xylene	3360	ug/g	3250		103	70-130		

<b>Matrix Spike(B191090-MS1)</b>		<b>Extracted - 06/21/19 12:29 Analyzed - 06/22/19 14:24</b>						
<b>Analyte</b>	<b>Result</b>	<b>Units</b>	<b>Spike Level</b>	<b>Source Result</b>	<b>%REC</b>	<b>%REC Limits</b>	<b>RPD</b>	<b>RPD Limit</b>
1,4-Dioxane	622	ug/g	633	< LOQ	98.2	70-130		
2,2-Dimethylbutane	532	ug/g	483	< LOQ	110	70-130		
2,2-Dimethylpropane (neopentane)	4210	ug/g	3470	< LOQ	121	60-140		
2-Butanol	4410	ug/g	3890	< LOQ	113	70-130		
2-Ethoxyethanol	242	ug/g	267	< LOQ	90.6	60-140		
2-Methylbutane (isopentane)	4590	ug/g	3890	< LOQ	118	70-130		
2-Methylpentane/2,3-Dimethylbutane	1140	ug/g	967	< LOQ	118	70-130		

  
Breeanna Hamilton For Brian Weigel  
Lab Director

These results relate only to the sample included on this report. The report may not be reproduced except in full, without the written permission of SC Laboratories. Samples tested in accordance with Oregon Administrative Rules, TNI 2009 Standard and SC Laboratories quality assurance plan unless otherwise noted.

## Quality Control Solvent Analysis (Continued)

**Batch: B191090 - Residual Solvent Prep (Continued)**

Matrix Spike(B191090-MS1)			Extracted - 06/21/19 12:29 Analyzed - 06/22/19 14:24					
Analyte	Result	Units	Spike Level	Source Result	%REC	%REC Limits	RPD	RPD Limit
2-Methylpropane (isobutane)	4250	ug/g	3470	< LOQ	123	60-140		
2-Propanol (IPA)	4540	ug/g	3890	< LOQ	117	70-130		
3-Methylpentane	482	ug/g	483	< LOQ	99.8	70-130		
Acetone	4560	ug/g	3890	< LOQ	117	70-130		
Acetonitrile	676	ug/g	683	< LOQ	99.0	70-130		
Benzene	3.24	ug/g	3.33	< LOQ	97.3	70-130		
Cyclohexane	7650	ug/g	6470	< LOQ	118	70-130		
Dichloromethane (methylene chloride)	1040	ug/g	1000	< LOQ	104	70-130		
Ethyl acetate	4410	ug/g	3890	< LOQ	113	70-130		
Ethyl ether	4620	ug/g	3890	< LOQ	119	70-130		
Ethylbenzene	3820	ug/g	3610	< LOQ	106	70-130		
Ethylene glycol	1160	ug/g	1030	< LOQ	113	60-140		
Ethylene oxide	371	ug/g	417	< LOQ	89.2	60-140		
Heptane	4560	ug/g	3890	< LOQ	117	70-130		
Isopropyl acetate	4490	ug/g	3890	< LOQ	116	70-130		
Isopropylbenzene (cumene)	124	ug/g	117	< LOQ	107	70-130		
m,p-Xylene	8230	ug/g	7240	< LOQ	114	60-140		
Methanol	2920	ug/g	2780	< LOQ	105	70-130		
n-Butane	3820	ug/g	3470	< LOQ	110	60-140		
n-Hexane	473	ug/g	483	< LOQ	97.9	70-130		
n-Pentane	4580	ug/g	3890	< LOQ	118	70-130		
Propane	1860	ug/g	1390	< LOQ	134	60-140		
Tetrahydrofuran	1340	ug/g	1200	< LOQ	112	70-130		
Toluene	1450	ug/g	1490	< LOQ	97.3	70-130		
o-Xylene	3750	ug/g	3610	< LOQ	104	70-130		

Matrix Spike Dup(B191090-MSD1)			Extracted - 06/21/19 12:29 Analyzed - 06/22/19					
Analyte	Result	Units	Spike Level	Source Result	%REC	%REC Limits	RPD	RPD Limit
1,4-Dioxane	519	ug/g	544	< LOQ	95.4	70-130	18.1	30
2,2-Dimethylbutane	463	ug/g	415	< LOQ	112	70-130	14.0	30
2,2-Dimethylpropane (neopentane)	3800	ug/g	2980	< LOQ	127	60-140	10.3	30
2-Butanol	3780	ug/g	3340	< LOQ	113	70-130	15.4	30
2-Ethoxyethanol	203	ug/g	229	< LOQ	88.5	60-140	17.6	30
2-Methylbutane (isopentane)	4160	ug/g	3340	< LOQ	125	70-130	9.96	30
2-Methylpentane/2,3-Dimethylbutane	988	ug/g	830	< LOQ	119	70-130	14.3	30

  
 Breeanna Hamilton For Brian Weigel  
 Lab Director

These results relate only to the sample included on this report. The report may not be reproduced except in full, without the written permission of SC Laboratories. Samples tested in accordance with Oregon Administrative Rules, TNI 2009 Standard and SC Laboratories quality assurance plan unless otherwise noted.

## Quality Control Solvent Analysis (Continued)

**Batch: B191090 - Residual Solvent Prep (Continued)**

Matrix Spike Dup(B191090-MSD1)			Extracted - 06/21/19 12:29 Analyzed - 06/22/19					
Analyte	Result	Units	Spike Level	Source Result	%REC	%REC Limits	RPD	RPD Limit
2-Methylpropane (isobutane)	3880	ug/g	2980	< LOQ	130	60-140	9.27	30
2-Propanol (IPA)	4030	ug/g	3340	< LOQ	121	70-130	12.0	30
3-Methylpentane	413	ug/g	415	< LOQ	99.5	70-130	15.5	30
Acetone	4030	ug/g	3340	< LOQ	121	70-130	12.4	30
Acetonitrile	584	ug/g	586	< LOQ	99.7	70-130	14.6	30
Benzene	2.88	ug/g	2.86	< LOQ	101	70-130	11.9	30
Cyclohexane	6540	ug/g	5550	< LOQ	118	70-130	15.6	30
Dichloromethane (methylene chloride)	906	ug/g	858	< LOQ	106	70-130	13.7	30
Ethyl acetate	3810	ug/g	3340	< LOQ	114	70-130	14.6	30
Ethyl ether	3990	ug/g	3340	< LOQ	120	70-130	14.5	30
Ethylbenzene	3200	ug/g	3100	< LOQ	103	70-130	17.7	30
Ethylene glycol	960	ug/g	887	< LOQ	108	60-140	19.1	30
Ethylene oxide	330	ug/g	358	< LOQ	92.4	60-140	11.7	30
Heptane	3910	ug/g	3340	< LOQ	117	70-130	15.2	30
Isopropyl acetate	3850	ug/g	3340	< LOQ	115	70-130	15.3	30
Isopropylbenzene (cumene)	117	ug/g	100	< LOQ	117	70-130	6.38	30
m,p-Xylene	6940	ug/g	6210	< LOQ	112	60-140	17.1	30
Methanol	2620	ug/g	2380	< LOQ	110	70-130	11.0	30
n-Butane	3490	ug/g	2980	< LOQ	117	60-140	9.11	30
n-Hexane	400	ug/g	415	< LOQ	96.4	70-130	16.8	30
n-Pentane	4130	ug/g	3340	< LOQ	124	70-130	10.3	30
Propane	1730	ug/g	1190	< LOQ	145	60-140	7.56	30
Tetrahydrofuran	1140	ug/g	1030	< LOQ	111	70-130	15.9	30
Toluene	1230	ug/g	1280	< LOQ	96.2	70-130	16.5	30
o-Xylene	3120	ug/g	3100	< LOQ	101	70-130	18.3	30

  
Breeanna Hamilton For Brian Weigel  
Lab Director

These results relate only to the sample included on this report. The report may not be reproduced except in full, without the written permission of SC Laboratories. Samples tested in accordance with Oregon Administrative Rules, TNI 2009 Standard and SC Laboratories quality assurance plan unless otherwise noted.

## Quality Control Terpene Analysis

**Batch: B191093 - Potency/Terpenes**

Blank(B191093-BLK1)			Extracted - 06/24/19 14:31 Analyzed - 06/24/19 16:15					
Analyte	Result	Units	Spike Level	Source Result	%REC	%REC Limits	RPD	RPD Limit
alpha Pinene	< LOQ	%						
Myrcene	< LOQ	%						
alpha Phellandrene	< LOQ	%						
3-Carene	< LOQ	%						
alpha Terpinene	< LOQ	%						
Limonene	< LOQ	%						
Terpinolene	< LOQ	%						
Linalool	< LOQ	%						
Fenchol	< LOQ	%						
Borneol	< LOQ	%						
Terpineol	< LOQ	%						
Geraniol	< LOQ	%						
alpha Humulene	< LOQ	%						
beta Caryophyllene	< LOQ	%						
Caryophyllene Oxide	< LOQ	%						
alpha Bisabolol	< LOQ	%						
Camphene	< LOQ	%						
beta Pinene	< LOQ	%						
Ocimene	< LOQ	%						
Sabinene	< LOQ	%						
Camphor	< LOQ	%						
Isoborneol	< LOQ	%						
Menthol	< LOQ	%						
alpha Cedrene	< LOQ	%						
Nerolidol	< LOQ	%						
R-(+)-Pulegone	< LOQ	%						
Eucalyptol	< LOQ	%						
p-Cymene	< LOQ	%						
(-)-Isopulegol	< LOQ	%						
Geranyl Acetate	< LOQ	%						
Guaiol	< LOQ	%						
Valencene	< LOQ	%						
Phytol	8.703	%						
Citronellol	< LOQ	%						
gamma-Terpinene	< LOQ	%						

  
 Breeanna Hamilton For Brian Weigel  
 Lab Director

These results relate only to the sample included on this report. The report may not be reproduced except in full, without the written permission of SC Laboratories. Samples tested in accordance with Oregon Administrative Rules, TNI 2009 Standard and SC Laboratories quality assurance plan unless otherwise noted.

## Quality Control

### Terpene Analysis (Continued)

**Batch: B191093 - Potency/Terpenes (Continued)**

Duplicate(B191093-DUP1)		Extracted - 06/24/19 14:31 Analyzed - 06/24/19 16:15						
Analyte	Result	Units	Spike Level	Source Result	%REC	%REC Limits	RPD	RPD Limit
alpha Pinene	< LOQ	%		< LOQ				20
Myrcene	0.504	%		0.521			3.28	20
alpha Phellandrene	< LOQ	%		< LOQ				20
3-Carene	< LOQ	%		< LOQ				20
alpha Terpinene	< LOQ	%		< LOQ				20
Limonene	0.403	%		0.418			3.68	20
Terpinolene	< LOQ	%		< LOQ				20
Linalool	0.554	%		0.546			1.50	20
Fenchol	0.101	%		0.097			4.07	20
Borneol	< LOQ	%		< LOQ				20
Terpineol	0.109	%		0.103			5.56	20
Geraniol	< LOQ	%		< LOQ				20
alpha Humulene	1.063	%		1.057			0.592	20
beta Caryophyllene	2.829	%		2.829			0.0277	20
Caryophyllene Oxide	< LOQ	%		< LOQ				20
alpha Bisabolol	0.616	%		0.619			0.489	20
Camphene	< LOQ	%		< LOQ				20
beta Pinene	< LOQ	%		< LOQ				20
Ocimene	< LOQ	%		< LOQ				20
Sabinene	< LOQ	%		< LOQ				20
Camphor	< LOQ	%		< LOQ				20
Isoborneol	< LOQ	%		< LOQ				20
Menthol	< LOQ	%		< LOQ				20
alpha Cedrene	< LOQ	%		< LOQ				20
Nerolidol	0.447	%		0.438			2.08	20
R-(+)-Pulegone	< LOQ	%		< LOQ				20
Eucalyptol	< LOQ	%		< LOQ				20
p-Cymene	< LOQ	%		< LOQ				20
(-)-Isopulegol	< LOQ	%		< LOQ				20
Geranyl Acetate	< LOQ	%		< LOQ				20
Guaiol	< LOQ	%		< LOQ				20
Valencene	< LOQ	%		< LOQ				20
Phytol	< LOQ	%		< LOQ				20
Citronellol	< LOQ	%		< LOQ				20
gamma-Terpinene	< LOQ	%		< LOQ				20

  
Breeanna Hamilton For Brian Weigel  
Lab Director

These results relate only to the sample included on this report. The report may not be reproduced except in full, without the written permission of SC Laboratories. Samples tested in accordance with Oregon Administrative Rules, TNI 2009 Standard and SC Laboratories quality assurance plan unless otherwise noted.

Client: OM Ext Client License: 10051970949 Date Sampled: 6/17/2019 Thermometer ID: TO05  
 Address Where Sampled: 500 Industrial wy Requestor: Jamie Event ID: 19FOM17 Balance ID: BAL\_01  
 Sampling SOP & Rev. #: SC-OR-SAMP-002 rev. 1.01 Sampler: Joel Transporter: Joel/ Scott Hygrometer ID:

Sampler Signature

Lab ORELAP ID: 4133  
 Lab OLCC ID: 1004748743D

Weight used (g)	Weight Set ID	Acceptance Criteria	Initial Measured	Initial P/F	Final Measured	Final P/F
0.5	weight Set ID 01	±2.5%	0.5	P	0.5	P
200		±2.5%	199.94		199.94	



Container Type	METRC Harvest/Processing Lot ID #:				Product Type	Client Sample Name	Product Date	Batch Size (g)
Jar					Concentrate	Electra- FECO Bulk	6/17/2019	1399
METRC Batch ID	Product Temp (°C)	Humidity (%)	# of Containers	Sampling Media	# Zones	# of Inc.	1° Sample (g)	Sample Name
1A4010300014ADD000014949	65.9	46.8	1	Vial	4	6	0.583333333	Electra- FECO Bulk Primary
Lab Sample ID	Container ID		Increment Zone	Sampling Media Wt. (g)	Wt. Inc+Media (g)	Increment Weight (g)	Sample METRC ID#	
19FOM17-01	Electra- FECO Bulk-1		A1		0.59	0.59	1A4010300014ADD000015253	
19FOM17-01	Electra- FECO Bulk-1		A2	0.59	1.18	0.59	1A4010300014ADD000015253	
19FOM17-01	Electra- FECO Bulk-1		A2	1.18	1.77	0.59	1A4010300014ADD000015253	
19FOM17-01	Electra- FECO Bulk-1		A2	1.77	2.36	0.59	1A4010300014ADD000015253	
19FOM17-01	Electra- FECO Bulk-1		A3	2.36	2.95	0.59	1A4010300014ADD000015253	
19FOM17-01	Electra- FECO Bulk-1		A4	2.95	3.56	0.61	1A4010300014ADD000015253	
<b>Totals:</b>								
6			6		Total Primary Mass = 3.56		Primary + Duplicate Mass = 7.11 g	

Observations and Abnormalities:	Batch #	Equipment	Cont. Types/Sizes	Uniform	Plant Colors	Shape and Size	Sampling Plan ID & Rev. Date

METRC Batch ID	Product Temp (°C)	Humidity (%)	# of Containers	Sampling Media	# Zones	# of Inc.	1° Sample (g)	Sample Name
1A4010300014ADD000014949	65.9	46.8	1	Vial	4	6	0.583333333	Electra- FECO Bulk Duplicate
Lab Sample ID	Container ID		Increment Zone	Sampling Media Wt. (g)	Wt. Inc+Media (g)	Increment Weight (g)	Sample METRC ID#	
19FOM17-02	Electra- FECO Bulk-1		A1		0.59	0.59	1A4010300014ADD000015253	
19FOM17-02	Electra- FECO Bulk-1		A2	0.59	1.18	0.59	1A4010300014ADD000015253	
19FOM17-02	Electra- FECO Bulk-1		A2	1.18	1.77	0.59	1A4010300014ADD000015253	
19FOM17-02	Electra- FECO Bulk-1		A2	1.77	2.36	0.59	1A4010300014ADD000015253	
19FOM17-02	Electra- FECO Bulk-1		A4	2.36	2.95	0.59	1A4010300014ADD000015253	
19FOM17-02	Electra- FECO Bulk-1		A4	2.95	3.55	0.6	1A4010300014ADD000015253	



Totals:		6		6		Total Duplicate Mass = 3.55	
						Primary + Duplicate Mass = 7.11 g	
Observations and Abnormalities:	Batch #	Equipment	Cont. Types/Sizes	Uniform	Plant Colors	Shape and Size	Sampling Plan ID & Rev. Date

Container Type	METRC Harvest/Processing Lot ID #:				Product Type	Client Sample Name	Product Date	Batch Size (g)
Jar					Concentrate	Suver - FECO Bulk	6/17/2019	1399
METRC Batch ID	Product Temp (°C)	Humidity (%)	# of Containers	Sampling Media	# Zones	# of Inc.	1° Sample (g)	Sample Name
1A4010300014ADD000014950	65.9	46.8	1	Vial	4	6	0.58333333	Suver - FECO Bulk Primary
Lab Sample ID	Container ID		Increment Zone	Sampling Media Wt. (g)	Wt. Inc+Media (g)	Increment Weight (g)	Sample METRC ID#	
19FOM17-03	Suver - FECO Bulk-1		A1		0.59	0.59	1A4010300014ADD000014956	
19FOM17-03	Suver - FECO Bulk-1		A1	0.59	1.18	0.59	1A4010300014ADD000014956	
19FOM17-03	Suver - FECO Bulk-1		A2	1.18	1.77	0.59	1A4010300014ADD000014956	
19FOM17-03	Suver - FECO Bulk-1		A2	1.77	2.36	0.59	1A4010300014ADD000014956	
19FOM17-03	Suver - FECO Bulk-1		A3	2.36	2.95	0.59	1A4010300014ADD000014956	
19FOM17-03	Suver - FECO Bulk-1		A4	2.95	3.56	0.61	1A4010300014ADD000014956	
Totals:								
		6		6		Total Primary Mass = 3.56		Primary + Duplicate Mass = 7.11 g

Observations and Abnormalities:	Batch #	Equipment	Cont. Types/Sizes	Uniform	Plant Colors	Shape and Size	Sampling Plan ID & Rev. Date

METRC Batch ID	Product Temp (°C)	Humidity (%)	# of Containers	Sampling Media	# Zones	# of Inc.	1° Sample (g)	Sample Name
1A4010300014ADD000014950	65.9	46.8	1	Vial	4	6	0.58333333	Suver - FECO Bulk Duplicate
Lab Sample ID	Container ID		Increment Zone	Sampling Media Wt. (g)	Wt. Inc+Media (g)	Increment Weight (g)	Sample METRC ID#	
19FOM17-04	Suver - FECO Bulk-1		A1		0.59	0.59	1A4010300014ADD000014956	
19FOM17-04	Suver - FECO Bulk-1		A2	0.59	1.18	0.59	1A4010300014ADD000014956	
19FOM17-04	Suver - FECO Bulk-1		A3	1.18	1.77	0.59	1A4010300014ADD000014956	
19FOM17-04	Suver - FECO Bulk-1		A3	1.77	2.36	0.59	1A4010300014ADD000014956	
19FOM17-04	Suver - FECO Bulk-1		A4	2.36	2.95	0.59	1A4010300014ADD000014956	
19FOM17-04	Suver - FECO Bulk-1		A4	2.95	3.55	0.6	1A4010300014ADD000014956	



19FOM17-06	Lifter - FECO Bulk-1	A4	2.36	2.95	0.59	1A4010300014ADD000015251	
19FOM17-06	Lifter - FECO Bulk-1	A4	2.95	3.55	0.6	1A4010300014ADD000015251	
<b>Totals:</b>		6	6	Total Duplicate Mass = 3.55		Primary + Duplicate Mass = 7.11 g	
<b>Observations and Abnormalities:</b>	<b>Batch #</b>	<b>Equipment</b>	<b>Cont. Types/Sizes</b>	<b>Uniform</b>	<b>Plant Colors</b>	<b>Shape and Size</b>	<b>Sampling Plan ID &amp; Rev. Date</b>

Container Type	METRC Harvest/Processing Lot ID #:				Product Type	Client Sample Name	Product Date	Batch Size (g)
Jar					Concentrate	Cherry Tiger - FECO Bulk	6/17/2019	1100
METRC Batch ID	Product Temp (°C)	Humidity (%)	# of Containers	Sampling Media	# Zones	# of Inc.	1° Sample (g)	Sample Name
1A4010300014ADD000014952	65.9	46.8	1	Vial	4	6	0.583333333	Cherry Tiger - FECO Bulk Primary
Lab Sample ID	Container ID		Increment Zone	Sampling Media Wt. (g)	Wt. Inc+Media (g)	Increment Weight (g)	Sample METRC ID#	
19FOM17-07	Cherry Tiger - FECO Bulk-1		A2		0.58	0.58	1A4010300014ADD000015252	
19FOM17-07	Cherry Tiger - FECO Bulk-1		A4	0.58	1.16	0.58	1A4010300014ADD000015252	
19FOM17-07	Cherry Tiger - FECO Bulk-1		A4	1.16	1.74	0.58	1A4010300014ADD000015252	
19FOM17-07	Cherry Tiger - FECO Bulk-1		A4	1.74	2.32	0.58	1A4010300014ADD000015252	
19FOM17-07	Cherry Tiger - FECO Bulk-1		A4	2.32	2.9	0.58	1A4010300014ADD000015252	
19FOM17-07	Cherry Tiger - FECO Bulk-1		A4	2.9	3.5	0.6	1A4010300014ADD000015252	
<b>Totals:</b>		6	6	Total Primary Mass = 3.5		Primary + Duplicate Mass = 7.01 g		
<b>Observations and Abnormalities:</b>	<b>Batch #</b>	<b>Equipment</b>	<b>Cont. Types/Sizes</b>	<b>Uniform</b>	<b>Plant Colors</b>	<b>Shape and Size</b>	<b>Sampling Plan ID &amp; Rev. Date</b>	
METRC Batch ID	Product Temp (°C)	Humidity (%)	# of Containers	Sampling Media	# Zones	# of Inc.	1° Sample (g)	Sample Name
1A4010300014ADD000014952	65.9	46.8	1	Vial	4	6	0.583333333	Cherry Tiger - FECO Bulk Duplicate





Totals:		6		6		Total Primary Mass = 3.54		Primary + Duplicate Mass = 7.11 g	
Observations and Abnormalities:		Batch #	Equipment	Cont. Types/Sizes	Uniform	Plant Colors	Shape and Size	Sampling Plan ID & Rev. Date	
METRC Batch ID		Product Temp (°C)	Humidity (%)	# of Containers	Sampling Media	# Zones	# of Inc.	1" Sample (g)	Sample Name
1A4010300014ADD000014954		65.9	46.8	1	Vial	4	6	0.583333333	Wedding Cake - FECO Bulk Duplicate
Lab Sample ID		Container ID		Increment Zone	Sampling Media Wt. (g)	Wt. Inc+Media (g)	Increment Weight (g)	Sample METRC ID#	
19FOM17-12		Wedding Cake - FECO Bulk-1		A1		0.59	0.59	1A4010300014ADD000015257	
19FOM17-12		Wedding Cake - FECO Bulk-1		A2	0.59	1.18	0.59	1A4010300014ADD000015257	
19FOM17-12		Wedding Cake - FECO Bulk-1		A2	1.18	1.77	0.59	1A4010300014ADD000015257	
19FOM17-12		Wedding Cake - FECO Bulk-1		A2	1.77	2.36	0.59	1A4010300014ADD000015257	
19FOM17-12		Wedding Cake - FECO Bulk-1		A3	2.36	2.95	0.59	1A4010300014ADD000015257	
19FOM17-12		Wedding Cake - FECO Bulk-1		A4	2.95	3.57	0.62	1A4010300014ADD000015257	
Totals:		6		6		Total Duplicate Mass = 3.57		Primary + Duplicate Mass = 7.11 g	
Observations and Abnormalities:		Batch #	Equipment	Cont. Types/Sizes	Uniform	Plant Colors	Shape and Size	Sampling Plan ID & Rev. Date	



**OREGON LIQUOR CONTROL COMMISSION  
CANNABIS TRANSPORTATION MANIFEST**



19F0089

All sales transactions are to be completed prior to transportation of any CANNABIS. The receiving entity may reject product delivered, but amount delivered must be limited to amount agreed upon in prior sales transaction.

<b>Manifest No.:</b>	<b>0001596913</b>	<b>Date Created:</b>	<b>6/17/2019 12:23 PM</b>
<b>Originating Entity:</b>	OM Extracts	<b>For OLCC Use Only</b>	
<b>Originating License Number:</b>	030-10051970949		
<b>Address of Originating Entity:</b>	500 Industrial Circle, Units E, F, G, and H White City, OR 97503		
<b>Phone No. of Originating Entity:</b>	503-688-3289		
<b>Contact Phone No. for Inquiries: 503-688-3289</b>			
<b>Destination # 1</b>	<b>SC Laboratories</b>	<b>Destination Phone No.:</b>	<b>503-272-8830</b>
<b>Destination License Number:</b>	010-1004748743D	<b>Date and Approx. Time of Departure:</b>	6/17/2019 12:30 PM
<b>Address of Destination:</b>	15865 SW 74th Avenue Ste 110 Tigard, OR 97224	<b>Date and Approx. Time of Arrival:</b>	6/18/2019 12:30 PM
		<b>Date/Time Received:</b>	6-18-19 18:42
		<b>Notes: details for extenuating circumstances (e.g., road closure, flat tire, etc.)</b>	
<b>Route to be Traveled:</b>			
6/17: Overnight at 744 Dakota Ave, Medford, Oregon, 97501			
6/18: I-5 North to SC Labs 65 SW 74th Ave, Ste 110 Tigard, OR 97224			
<b>Name of Person Transporting:</b>	Joel Glimpse/ Scott Forster	<b>Handler Permit No. of Driver:</b>	102682/22
<b>State Driver's License No.:</b>	9474950/A625521	<b>Signature of Person Transporting:</b>	
<b>Make, Model, License Plate No.:</b>	sclon/nissan XB/NV 200 175 JLS/825 KAT		
<b>Package # 1</b>	<b>Production Batch No.</b>	<b>Item Name</b>	<b>Quantity</b>
1A4010300014ADD000004956 Lab Test: SubmittedForTesting Status: Shipped		FECO Bulk - Suver Haze (Extracts)	Shp: 7.1100 g
<b>Harvests:</b>	(multi-harvest)		
<b>Package # 2</b>	<b>Production Batch No.</b>	<b>Item Name</b>	<b>Quantity</b>
1A4010300014ADD000015251 Lab Test: SubmittedForTesting Status: Shipped		FECO Bulk - Lifter (Extracts)	Shp: 7.1200 g
<b>Harvests:</b>	(multi-harvest)		
<b>Package # 3</b>	<b>Production Batch No.</b>	<b>Item Name</b>	<b>Quantity</b>
1A4010300014ADD000015252 Lab Test: SubmittedForTesting Status: Shipped		FECO Bulk - Cherry Tiger (Extracts)	Shp: 7.0100 g
<b>Harvests:</b>	(multi-harvest)		
<b>Package # 4</b>	<b>Production Batch No.</b>	<b>Item Name</b>	<b>Quantity</b>
1A4010300014ADD000015253 Lab Test: SubmittedForTesting Status: Shipped		FECO Bulk - Elektra (Extracts)	Shp: 7.1100 g
<b>Harvests:</b>	(multi-harvest)		
<b>Package # 5</b>	<b>Production Batch No.</b>	<b>Item Name</b>	<b>Quantity</b>
1A4010300014ADD000015256 Lab Test: SubmittedForTesting Status: Shipped		FECO Bulk - Blood Durban (Extracts)	Shp: 7.0900 g
<b>Harvests:</b>	(multi-harvest)		
<b>Package # 6</b>	<b>Production Batch No.</b>	<b>Item Name</b>	<b>Quantity</b>



**OREGON LIQUOR CONTROL COMMISSION  
CANNABIS TRANSPORTATION MANIFEST**



19F0089

All sales transactions are to be completed prior to transportation of any CANNABIS. The receiving entity may reject product delivered, but amount delivered must be limited to amount agreed upon in prior sales transaction.

<b>Manifest No.:</b>	<b>0001596913</b>	<b>Date Created:</b>	<b>6/17/2019 12:23 PM</b>
1A4010300014ADD000015257 Lab Test: SubmittedForTesting Status: Shipped		FECO Bulk - Wedding Cake (Extracts)	Shp: 7.1100 g
<b>Harvests:</b>	(multi-harvest)		
<b>PRODUCT REJECTION (if only a portion of shipment is rejected, circle that portion above)</b>			
<b>Name of Person Receiving or Rejecting Product:</b>	<i>Leonel Peraza</i>		
I confirm that the contents of this shipment match weight records entered above, and I agree to take custody of those portions of this shipment <i>not</i> circled above. Those portions circled were returned to the individual delivering this shipment.			
<b>Signature:</b>	<i>Leonel Peraza</i>	<b>Date:</b>	<i>6-18-19</i>
<b>Signature of Individual taking receipt of rejected portion of this shipment:</b>			



# CHAIN OF CUSTODY



19F0089

**Client**  
 Address Where Sampled: 500 Industrial wy  
 Date Sampled: 6/17/2019  
 OLCC License #: 10051970949  
 OLCC License Type: Processor  
 Email: \_\_\_\_\_  
 Phone: \_\_\_\_\_  
 Sampler OLCC License #: 010-1004748743D

**OM Ext**  
 500 Industrial wy  
 Received By: CJP  
 Received Date: 6-18-19  
 Courier: Joel/ Scott  
 Name of Sampler: Joel  
 Transfer Manifest #: 1596913  
 Place where Sampled: 500 Industrial wy

**COC #**  
 1/1  
**Work Order #**  
 19FOM17

**Sample Type Legend**  
 U - Usable Marijuana  
 C - Concentrate  
 P - Product  
 O - Other

Sample Name	Time	METRC Label	Unique Batch Number	SC Labs LIMS ID	Sample Type	Total Sample Mass	# of Increments	TESTS REQUESTED					Sample Specific Notes
								Water Activity	Moisture Content	Pesticide	Residual Solvent	Terpene	
Electra- FECO Bulk Primary	11:36	1A4010300014ADD0000015253	Electra- FECO Bulk	19FOM17-01	C	3.56	6	X		X	X		
Electra- FECO Bulk Duplicate	11:38	1A4010300014ADD0000015253	Electra- FECO Bulk	19FOM17-02	C	3.55	6	X		X	X		
Suver - FECO Bulk Primary	11:40	1A4010300014ADD0000014956	Suver - FECO Bulk	19FOM17-03	C	3.56	6	X		X	X		
Suver - FECO Bulk Duplicate	11:40	1A4010300014ADD0000014956	Suver - FECO Bulk	19FOM17-04	C	3.55	6	X		X	X		
Lifter - FECO Bulk Primary	11:44	1A4010300014ADD0000015251	Lifter - FECO Bulk	19FOM17-05	C	3.56	6	X		X	X		
Lifter - FECO Bulk Duplicate	11:45	1A4010300014ADD0000015251	Lifter - FECO Bulk	19FOM17-06	C	3.55	6	X		X	X		
Cherry Tiger - FECO Bulk Primary	11:49	1A4010300014ADD0000015252	Cherry Tiger - FECO Bulk	19FOM17-07	C	3.5	6	X		X	X		
Cherry Tiger - FECO Bulk Duplicate	11:51	1A4010300014ADD0000015252	Cherry Tiger - FECO Bulk	19FOM17-08	C	3.51	6	X		X	X		
Blood Durban - FECO Bulk Primary	11:55	1A4010300014ADD0000015256	Blood Durban - FECO Bulk	19FOM17-09	C	3.53	4	X		X	X		
Blood Durban - FECO Bulk Duplicate	11:56	1A4010300014ADD0000015256	Blood Durban - FECO Bulk	19FOM17-10	C	3.56	4	X		X	X		
Wedding Cake - FECO Bulk Primary	11:56	1A4010300014ADD0000015257	Wedding Cake - FECO Bulk	19FOM17-11	C	3.54	6	X		X	X		
Wedding Cake - FECO Bulk Duplicate	11:56	1A4010300014ADD0000015257	Wedding Cake - FECO Bulk	19FOM17-12	C	3.57	6	X		X	X		

Notes/Special Considerations: Opt OUT of Sample Duplicate Yes  No

<b>Samples Relinquished</b> Print Name: <u>Joel Scott</u> Date: <u>6/17/19</u> Representative of: <u>OM Exports LLC</u> Signature: <u>[Signature]</u> Time: <u>11:30</u>	<b>Samples Received</b> Print Name: <u>Scott</u> Date: <u>6/18</u> Representative of: <u>SCL</u> Signature: <u>[Signature]</u> Time: <u>2P</u>
---	---