

Sample Name: **3 Kings Feco Primary**
Tested for: **OM Extracts**
Compliance Extract

Laboratory ID: 19H0085-01

Matrix: Extracts and Concentrates

Sample Metrc ID: 1A4010300014ADD000016864

Lot # N/A

Batch RFID: 1A4010300014ADD000016827

Batch Size: 1399 (g)

License: 10051970949

Date Sampled: 08/13/19 09:07

Date Accepted: 08/13/19



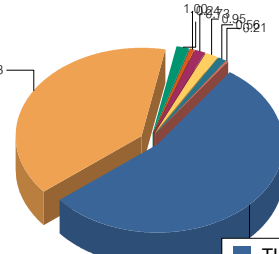
Potency Analysis

Date Extracted: 08/15/19

Date Analyzed: 08/16/19

Analysis Method/SOP: Potency

* - ORELAP certified analyte

Cannabinoids	% weight	mg/g	LOQ (%)	Cannabinoids Profile																		
Total THC ((THCA*0.877)+d9)	48.65	486.5	0.08	 <table border="1"> <tr><td>THC</td><td>29.94</td></tr> <tr><td>THCA</td><td>21.33</td></tr> <tr><td>CBDA</td><td>1.00</td></tr> <tr><td>CBN</td><td>0.24</td></tr> <tr><td>CBG</td><td>0.73</td></tr> <tr><td>CBGA</td><td>0.95</td></tr> <tr><td>CBC</td><td>0.56</td></tr> <tr><td>THCV</td><td>0.21</td></tr> <tr><td>Total:</td><td>54.96</td></tr> </table>	THC	29.94	THCA	21.33	CBDA	1.00	CBN	0.24	CBG	0.73	CBGA	0.95	CBC	0.56	THCV	0.21	Total:	54.96
THC	29.94																					
THCA	21.33																					
CBDA	1.00																					
CBN	0.24																					
CBG	0.73																					
CBGA	0.95																					
CBC	0.56																					
THCV	0.21																					
Total:	54.96																					
Total CBD ((CBDA*0.877)+CBD)	0.87	8.7	0.08																			
d9-THC (d9-Tetrahydrocannabinol)*	29.94	299.4	0.08																			
d8-THC (d8-Tetrahydrocannabinol)*	< LOQ	< LOQ	0.10																			
THCA (d9-Tetrahydrocannabinolic Acid)*	21.33	213.3	0.15																			
CBD (Cannabidiol)*	< LOQ	< LOQ	0.08																			
CBDA (Cannabidiolic Acid)*	1.00	10	0.15																			
CBN (Cannabinol)*	0.24	2.4	0.08																			
CBG (Cannabigerol)*	0.73	7.3	0.10																			
CBGA (Cannabigerolic Acid)	0.95	9.5	0.10																			
CBDV (Cannabidivarin)*	< LOQ	< LOQ	0.10																			
CBDVA (Cannabidivarinic Acid)	< LOQ	< LOQ	0.10																			
CBC (Cannabichromene)*	0.56	5.6	0.10																			
THCV (Tetrahydrocannabivarin)	0.21	2.1	0.10																			
Total Cannabinoids	54.96	549.6	0.08																			

<LOQ - Results below the Limit of Quantitation - Compound not detected



Christabel Escarez For Brian Weigel
Lab Director

These results relate only to the sample included on this report. The report may not be reproduced except in full, without the written permission of SC Laboratories. Samples tested in accordance with Oregon Administrative Rules, TNI 2009 Standard and SC Laboratories quality assurance plan unless otherwise noted.

Sample Name: **3 Kings Feco Duplicate**
Tested for: **OM Extracts**
Compliance Extract

Laboratory ID: 19H0085-02

Matrix: Extracts and Concentrates

Sample Metrc ID: 1A4010300014ADD000016864

Lot # N/A

License: 10051970949

Batch RFID: 1A4010300014ADD000016827

Date Sampled: 08/13/19 09:11

Batch Size: 1399 (g)

Date Accepted: 08/13/19

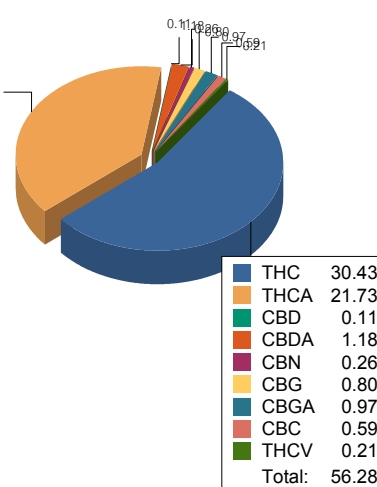
Potency Analysis

Date Extracted: 08/15/19

Analysis Method/SOP: Potency

Date Analyzed: 08/16/19

* - ORELAP certified analyte


Cannabinoids	% weight	mg/g	LOQ (%)	Cannabinoids Profile
Total THC ((THCA*0.877)+d9)	49.48	494.8	0.08	
Total CBD ((CBDA*0.877)+CBD)	1.14	11.4	0.08	
d9-THC (d9-Tetrahydrocannabinol)*	30.43	304.3	0.08	
d8-THC (d8-Tetrahydrocannabinol)*	< LOQ	< LOQ	0.10	
THCA (d9-Tetrahydrocannabinolic Acid)*	21.73	217.3	0.15	
CBD (Cannabidiol)*	0.11	1.1	0.08	
CBDA (Cannabidiolic Acid)*	1.18	11.8	0.15	
CBN (Cannabinol)*	0.26	2.6	0.08	
CBG (Cannabigerol)*	0.80	8	0.10	
CBGA (Cannabigerolic Acid)	0.97	9.7	0.10	
CBDV (Cannabidivarin)*	< LOQ	< LOQ	0.10	
CBDVA (Cannabidivarinic Acid)	< LOQ	< LOQ	0.10	
CBC (Cannabichromene)*	0.59	5.9	0.10	
THCV (Tetrahydrocannabivarin)	0.21	2.1	0.10	
Total Cannabinoids	56.28	562.8	0.08	

<LOQ - Results below the Limit of Quantitation - Compound not detected

Sample Name: **3 Kings Feco**

Sample Metrc ID: **1A4010300014ADD000016864**

	Primary Result %	Duplicate Result %	Average %	% RPD	Pass/Fail (<15%RPD)
Total THC ((THCA*0.877)+d9)	48.65	49.48	49.07	1.69	PASS
Total CBD ((CBDA*0.877)+CBD)	0.87	1.14	1.01	NA	NA



Christabel Escarez For Brian Weigel
Lab Director

These results relate only to the sample included on this report. The report may not be reproduced except in full, without the written permission of SC Laboratories. Samples tested in accordance with Oregon Administrative Rules, TNI 2009 Standard and SC Laboratories quality assurance plan unless otherwise noted.


Sample Name: 3 Kings Feco Primary	License: 10051970949
Tested for: OM Extracts Compliance Extract	Date Sampled: 08/13/19 09:07
Laboratory ID: 19H0085-01	Date Accepted: 08/13/19
Matrix: Extracts and Concentrates	Sample Metrc ID: 1A4010300014ADD000016864
Lot # N/A	Batch RFID: 1A4010300014ADD000016827
	Batch Size: 1399 (g)

Terpene Analysis

Date Extracted: 08/15/19 Analysis Method/SOP: Terpenes
 Date Analyzed: 08/15/19

Analyte	Result (%)	LOQ	Analyte	Result	LOQ
alpha Pinene	0.146	0.093	Myrcene	0.235	0.093
alpha Phellandrene	< LOQ	0.093	3-Carene	< LOQ	0.093
alpha Terpinene	< LOQ	0.093	Limonene	0.716	0.093
Terpinolene	0.183	0.093	Linalool	0.379	0.093
Fenchol	0.169	0.093	Borneol	< LOQ	0.093
Terpineol	0.110	0.093	Geraniol	< LOQ	0.093
alpha Humulene	1.152	0.093	beta Caryophyllene	2.740	0.093
Caryophyllene Oxide	0.261	0.093	alpha Bisabolol	0.598	0.093
Camphene	< LOQ	0.093	beta Pinene	0.147	0.093
Ocimene	< LOQ	0.093	Sabinene	< LOQ	0.093
Camphor	< LOQ	0.093	Isoborneol	< LOQ	0.093
Menthol	< LOQ	0.093	alpha Cedrene	< LOQ	0.093
Nerolidol	0.470	0.093	R-(+)-Pulegone	< LOQ	0.093
Eucalyptol	< LOQ	0.093	p-Cymene	< LOQ	0.093
(-)-Isopulegol	< LOQ	0.093	Geranyl Acetate	0.121	0.093
Guaiol	< LOQ	0.093	Valencene	< LOQ	0.093
Phytol	0.328	0.093	Citronellol	< LOQ	0.093
gamma-Terpinene	< LOQ	0.093			
			Total Terpenes	7.757 %	

<LOQ - Results below the Limit of Quantitation - Compound not detected
 Terpene Analysis is not ORELAP Accredited.



Christabel Escarez For Brian Weigel
 Lab Director

These results relate only to the sample included on this report. The report may not be reproduced except in full, without the written permission of SC Laboratories. Samples tested in accordance with Oregon Administrative Rules, TNI 2009 Standard and SC Laboratories quality assurance plan unless otherwise noted.

Sample Name: **3 Kings Feco Primary**

License: **10051970949**

Tested for: **OM Extracts**

Date Sampled: **08/13/19 09:07**

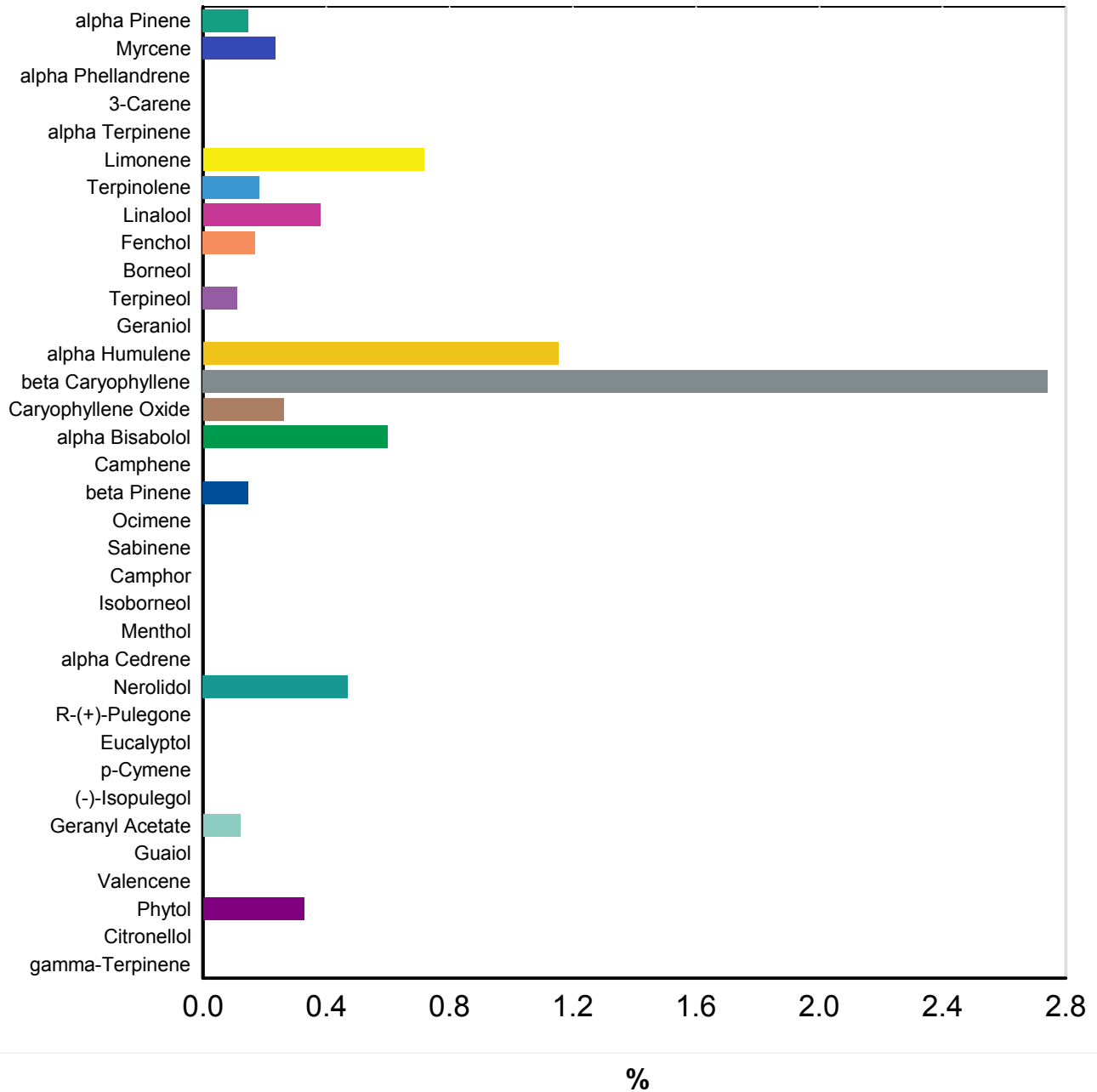

Compliance Extract

Date Accepted: **08/13/19 20:04**

Laboratory ID: **19H0085-01** Matrix: **Extracts and**

Client/Metric ID: **1A4010300014ADD000016864**

Terpene Profile

Christabel Escarez For Brian Weigel
Lab Director

These results relate only to the sample included on this report. The report may not be reproduced except in full, without the written permission of SC Laboratories. Samples tested in accordance with Oregon Administrative Rules, TNI 2009 Standard and SC Laboratories quality assurance plan unless otherwise noted.

Sample Name: **3 Kings Feco Primary** License: **10051970949**
 Tested for: **OM Extracts** Date Sampled: **08/13/19 09:07**
Compliance Extract Date Accepted: **08/13/19**

Laboratory ID: **19H0085-01** Sample Metric ID: **1A4010300014ADD000016864**
 Matrix: **Extracts and Concentrates** Batch RFID: **1A4010300014ADD000016827**
 Lot # **N/A** Batch Size: **1399 (g)**

Pesticide Analysis in ppm

Date Extracted: 08/15/19 Analysis Method/SOP: Pesticides
 Date Analyzed: 08/16/19 Results above the action levels are highlighted in red #.

Analyte	Result	Action Level	LOQ	Analyte	Result	Action Level	LOQ
Abamectin	< LOQ	0.5	0.247	Acephate	< LOQ	0.4	0.198
Acequinocyl	< LOQ	2	0.988	Acetamiprid	< LOQ	0.2	0.099
Aldicarb	< LOQ	0.4	0.198	Azoxystrobin	< LOQ	0.2	0.099
Bifenazate	< LOQ	0.2	0.099	Bifenthrin	< LOQ	0.2	0.099
Boscalid	< LOQ	0.4	0.198	Carbaryl	< LOQ	0.2	0.099
Carbofuran	< LOQ	0.2	0.099	Chlorantraniliprole	< LOQ	0.2	0.099
Chlorfenapyr	< LOQ	1	0.494	Chlorpyrifos	< LOQ	0.2	0.099
Clofentezine	< LOQ	0.2	0.099	Cyfluthrin	< LOQ	1	0.494
Cypermethrin	< LOQ	1	0.494	Daminozide	< LOQ	1	0.494
DDVP (Dichlorvos)	< LOQ	1	0.494	Diazinon	< LOQ	0.2	0.099
Dimethoate	< LOQ	0.2	0.099	Ethoprophos	< LOQ	0.2	0.099
Etofenprox	< LOQ	0.4	0.198	Etoxazole	< LOQ	0.2	0.099
Fenoxycarb	< LOQ	0.2	0.099	Fenpyroximate	< LOQ	0.4	0.198
Fipronil	< LOQ	0.4	0.198	Fonicamid	< LOQ	1	0.494
Fludioxonil	< LOQ	0.4	0.198	Hexythiazox	< LOQ	1	0.494
Imazalil	< LOQ	0.2	0.099	Imidacloprid	< LOQ	0.4	0.198
Kresoxim-methyl	< LOQ	0.4	0.198	Malathion	< LOQ	0.2	0.099
Metalaxyl	< LOQ	0.2	0.099	Methiocarb	< LOQ	0.2	0.099
Methomyl	< LOQ	0.4	0.198	Methyl parathion	< LOQ	0.2	0.099
MGK-264	< LOQ	0.2	0.099	Myclobutanil	< LOQ	0.2	0.099
Naled	< LOQ	0.5	0.247	Oxamyl	< LOQ	1	0.494
Paclobutrazol	< LOQ	0.4	0.198	Permethrins (total)	< LOQ	0.2	0.099
Phosmet	< LOQ	0.2	0.099	Piperonyl butoxide	< LOQ	2	0.494
Prallethrin	< LOQ	0.2	0.099	Propiconazole	< LOQ	0.4	0.198
Propoxur	< LOQ	0.2	0.099	Pyrethrins (total)	< LOQ	1	0.494
Pyridaben	< LOQ	0.2	0.099	Spinosad	< LOQ	0.2	0.099
Spiromesifen	< LOQ	0.2	0.099	Spirotetramat	< LOQ	0.2	0.099
Spiroxamine	< LOQ	0.4	0.198	Tebuconazole	< LOQ	0.4	0.198
Thiacloprid	< LOQ	0.2	0.099	Thiamethoxam	< LOQ	0.2	0.099
Trifloxystrobin	< LOQ	0.2	0.099				

<LOQ - Results below the Limit of Quantitation - Compound not detected



Christabel Escarez For Brian Weigel
 Lab Director

These results relate only to the sample included on this report. The report may not be reproduced except in full, without the written permission of SC Laboratories. Samples tested in accordance with Oregon Administrative Rules, TNI 2009 Standard and SC Laboratories quality assurance plan unless otherwise noted.

Sample Name: **3 Kings Feco Duplicate** License: **10051970949**
 Tested for: **OM Extracts** Date Sampled: **08/13/19 09:11**
Compliance Extract Date Accepted: **08/13/19**

Laboratory ID: **19H0085-02** Sample Metrc ID: **1A4010300014ADD000016864**
 Matrix: **Extracts and Concentrates** Batch RFID: **1A4010300014ADD000016827**
 Lot # **N/A** Batch Size: **1399 (g)**

Pesticide Analysis in ppm

Date Extracted: 08/15/19 Analysis Method/SOP: Pesticides
 Date Analyzed: 08/16/19 Results above the action levels are highlighted in red #.

Analyte	Result	Action Level	LOQ	Analyte	Result	Action Level	LOQ
Abamectin	< LOQ	0.5	0.236	Acephate	< LOQ	0.4	0.189
Acequinocyl	< LOQ	2	0.944	Acetamiprid	< LOQ	0.2	0.094
Aldicarb	< LOQ	0.4	0.189	Azoxystrobin	< LOQ	0.2	0.094
Bifenazate	< LOQ	0.2	0.094	Bifenthrin	< LOQ	0.2	0.094
Boscalid	< LOQ	0.4	0.189	Carbaryl	< LOQ	0.2	0.094
Carbofuran	< LOQ	0.2	0.094	Chlorantraniliprole	< LOQ	0.2	0.094
Chlorfenapyr	< LOQ	1	0.472	Chlorpyrifos	< LOQ	0.2	0.094
Clofentezine	< LOQ	0.2	0.094	Cyfluthrin	< LOQ	1	0.472
Cypermethrin	< LOQ	1	0.472	Daminozide	< LOQ	1	0.472
DDVP (Dichlorvos)	< LOQ	1	0.472	Diazinon	< LOQ	0.2	0.094
Dimethoate	< LOQ	0.2	0.094	Ethoprophos	< LOQ	0.2	0.094
Etofenprox	< LOQ	0.4	0.189	Etoxazole	< LOQ	0.2	0.094
Fenoxycarb	< LOQ	0.2	0.094	Fenpyroximate	< LOQ	0.4	0.189
Fipronil	< LOQ	0.4	0.189	Fonicamid	< LOQ	1	0.472
Fludioxonil	< LOQ	0.4	0.189	Hexythiazox	< LOQ	1	0.472
Imazalil	< LOQ	0.2	0.094	Imidacloprid	< LOQ	0.4	0.189
Kresoxim-methyl	< LOQ	0.4	0.189	Malathion	< LOQ	0.2	0.094
Metalaxyl	< LOQ	0.2	0.094	Methiocarb	< LOQ	0.2	0.094
Methomyl	< LOQ	0.4	0.189	Methyl parathion	< LOQ	0.2	0.094
MGK-264	< LOQ	0.2	0.094	Myclobutanil	< LOQ	0.2	0.094
Naled	< LOQ	0.5	0.236	Oxamyl	< LOQ	1	0.472
Paclobutrazol	< LOQ	0.4	0.189	Permethrins (total)	< LOQ	0.2	0.094
Phosmet	< LOQ	0.2	0.094	Piperonyl butoxide	< LOQ	2	0.472
Prallethrin	< LOQ	0.2	0.094	Propiconazole	< LOQ	0.4	0.189
Propoxur	< LOQ	0.2	0.094	Pyrethrins (total)	< LOQ	1	0.472
Pyridaben	< LOQ	0.2	0.094	Spinosad	< LOQ	0.2	0.094
Spiromesifen	< LOQ	0.2	0.094	Spirotetramat	< LOQ	0.2	0.094
Spiroxamine	< LOQ	0.4	0.189	Tebuconazole	< LOQ	0.4	0.189
Thiacloprid	< LOQ	0.2	0.094	Thiamethoxam	< LOQ	0.2	0.094
Trifloxystrobin	< LOQ	0.2	0.094				

<LOQ - Results below the Limit of Quantitation - Compound not detected



Christabel Escarez For Brian Weigel
 Lab Director

These results relate only to the sample included on this report. The report may not be reproduced except in full, without the written permission of SC Laboratories. Samples tested in accordance with Oregon Administrative Rules, TNI 2009 Standard and SC Laboratories quality assurance plan unless otherwise noted.

Sample Name: 3 Kings Feco Primary	License: 10051970949
Tested for: OM Extracts	Date Sampled: 08/13/19 09:07
Compliance Extract	Date Accepted: 08/13/19
Laboratory ID: 19H0085-01	Sample Metric ID: 1A4010300014ADD000016864
Matrix: Extracts and Concentrates	Batch RFID: 1A4010300014ADD000016827
Lot # N/A	Batch Size: 1399 (g)

Residual Solvents

Solvent	Results in ug/g	Action Level	LOQ	Date Extracted: 08/15/19
1,4-Dioxane	< LOQ	380	184	Date Analyzed: 08/15/19
2-Butanol	< LOQ	5000	2420	Analysis Method/SOP: RST
2-Ethoxyethanol	< LOQ	160	77.3	
2-Propanol (IPA)	< LOQ	5000	2420	
Acetone	< LOQ	5000	2420	
Acetonitrile	< LOQ	400	198	
Benzene	< LOQ	2	0.966	
Butanes	< LOQ	5000	2420	
Cyclohexane	< LOQ	3880	1870	
Dichloromethane (methylene chloride)	< LOQ	600	290	
Ethyl acetate	< LOQ	5000	2420	
Ethyl ether	< LOQ	5000	2420	
Ethylbenzene	< LOQ	2170	1050	
Ethylene glycol	< LOQ	620	300	
Ethylene oxide	< LOQ	50	24.2	
Heptane	< LOQ	5000	2420	
Hexanes	< LOQ	290	140	
Isopropyl acetate	< LOQ	5000	2420	
Isopropylbenzene (cumene)	< LOQ	70	33.8	
Methanol	< LOQ	3000	1450	
Pentanes	< LOQ	5000	2420	
Propane	< LOQ	5000	2420	
Tetrahydrofuran	< LOQ	720	348	
Toluene	< LOQ	890	430	
Xylenes	< LOQ	2170	1050	

<LOQ - Results below the Limit of Quantitation - Compound not detected
 Results above the Action Level fail state testing requirements and will be highlighted **Red #**.



Christabel Escarez For Brian Weigel
 Lab Director

These results relate only to the sample included on this report. The report may not be reproduced except in full, without the written permission of SC Laboratories. Samples tested in accordance with Oregon Administrative Rules, TNI 2009 Standard and SC Laboratories quality assurance plan unless otherwise noted.

Sample Name: 3 Kings Feco Duplicate	License: 10051970949
Tested for: OM Extracts	Date Sampled: 08/13/19 09:11
Compliance Extract	Date Accepted: 08/13/19
Laboratory ID: 19H0085-02	Sample Metric ID: 1A4010300014ADD000016864
Matrix: Extracts and Concentrates	Batch RFID: 1A4010300014ADD000016827
Lot # N/A	Batch Size: 1399 (g)

Residual Solvents

Solvent	Results in ug/g	Action Level	LOQ	Date Extracted: 08/15/19
1,4-Dioxane	< LOQ	380	170	Date Analyzed: 08/15/19
2-Butanol	< LOQ	5000	2230	Analysis Method/SOP: RST
2-Ethoxyethanol	< LOQ	160	71.5	
2-Propanol (IPA)	< LOQ	5000	2230	
Acetone	< LOQ	5000	2230	
Acetonitrile	< LOQ	400	183	
Benzene	< LOQ	2	0.894	
Butanes	< LOQ	5000	2230	
Cyclohexane	< LOQ	3880	1730	
Dichloromethane (methylene chloride)	< LOQ	600	268	
Ethyl acetate	< LOQ	5000	2230	
Ethyl ether	< LOQ	5000	2230	
Ethylbenzene	< LOQ	2170	970	
Ethylene glycol	< LOQ	620	277	
Ethylene oxide	< LOQ	50	22.3	
Heptane	< LOQ	5000	2230	
Hexanes	< LOQ	290	130	
Isopropyl acetate	< LOQ	5000	2230	
Isopropylbenzene (cumene)	< LOQ	70	31.3	
Methanol	< LOQ	3000	1340	
Pentanes	< LOQ	5000	2230	
Propane	< LOQ	5000	2230	
Tetrahydrofuran	< LOQ	720	322	
Toluene	< LOQ	890	398	
Xylenes	< LOQ	2170	970	

<LOQ - Results below the Limit of Quantitation - Compound not detected
 Results above the Action Level fail state testing requirements and will be highlighted **Red #**.



Christabel Escarez For Brian Weigel
 Lab Director

These results relate only to the sample included on this report. The report may not be reproduced except in full, without the written permission of SC Laboratories. Samples tested in accordance with Oregon Administrative Rules, TNI 2009 Standard and SC Laboratories quality assurance plan unless otherwise noted.

Case Narrative

Pesticides - Daminozide recovered above the upper acceptance limit in the Blank Spike.
Carbofuran and Imidachloprid recovered above the upper acceptance limit in the Matrix Spike.
Analytes were below the reporting limit in all client samples.

Residual Solvent - Isopropylbenzene was below normally accepted recovery criteria in the Blank Spike due to isopropylbenzene signal suppression in samples spiked with all target analytes.


Terpenes - Phytol result was above QC criteria in the Method Blank.

**Quality Control
Potency**

Batch: B191464 - Potency/Terpenes

Blank(B191464-BLK1)			Extracted - 08/15/19 8:59 Analyzed - 08/16/19 12:55					
Analyte	Result	Units	Spike Level	Source Result	%REC	%REC Limits	RPD	RPD Limit
d9-THC (d9-Tetrahydrocannabinol)	< LOQ	%						
d8-THC (d8-Tetrahydrocannabinol)	< LOQ	%						
THCA (d9-Tetrahydrocannabinolic Acid)	< LOQ	%						
CBD (Cannabidiol)	< LOQ	%						
CBDA (Cannabidiolic Acid)	< LOQ	%						
CBN (Cannabinol)	< LOQ	%						
CBG (Cannabigerol)	< LOQ	%						
CBGA (Cannabigerolic Acid)	< LOQ	%						
CBDV (Cannabidivarin)	< LOQ	%						
CBDVA (Cannabidivarinic Acid)	< LOQ	%						
CBC (Cannabichromene)	< LOQ	%						
THCV (Tetrahydrocannabivarin)	< LOQ	%						

Duplicate(B191464-DUP1)			Extracted - 08/15/19 8:59 Analyzed - 08/16/19 13:03					
Analyte	Result	Units	Spike Level	Source Result	%REC	%REC Limits	RPD	RPD Limit
d9-THC (d9-Tetrahydrocannabinol)	33.93	%		33.71			0.632	20
d8-THC (d8-Tetrahydrocannabinol)	< LOQ	%		< LOQ				20
THCA (d9-Tetrahydrocannabinolic Acid)	21.03	%		20.84			0.900	20
CBD (Cannabidiol)	0.86	%		0.86			0.262	20
CBDA (Cannabidiolic Acid)	2.94	%		2.93			0.435	20
CBN (Cannabinol)	0.30	%		0.30			0.636	20
CBG (Cannabigerol)	1.02	%		1.07			4.26	20
CBGA (Cannabigerolic Acid)	0.59	%		0.57			2.05	20
CBDV (Cannabidivarin)	< LOQ	%		< LOQ				20
CBDVA (Cannabidivarinic Acid)	0.04	%		< LOQ				20



Christabel Escarez For Brian Weigel
Lab Director

These results relate only to the sample included on this report. The report may not be reproduced except in full, without the written permission of SC Laboratories. Samples tested in accordance with Oregon Administrative Rules, TNI 2009 Standard and SC Laboratories quality assurance plan unless otherwise noted.

Quality Control Potency (Continued)

Batch: B191464 - Potency/Terpenes (Continued)

Duplicate(B191464-DUP1)			Extracted - 08/15/19 8:59 Analyzed - 08/16/19 13:03					
Analyte	Result	Units	Spike Level	Source Result	%REC	%REC Limits	RPD	RPD Limit

CBC (Cannabichromene)	0.83	%		0.84			0.231	20
THCV (Tetrahydrocannabivarin)	0.27	%		0.25			6.52	20

LCS(B191464-BS1)			Extracted - 08/15/19 8:59 Analyzed - 08/16/19 12:47					
Analyte	Result	Units	Spike Level	Source Result	%REC	%REC Limits	RPD	RPD Limit

d9-THC (d9-Tetrahydrocannabinol)	0.20	%	0.200		102	80-120		
THCA (d9-Tetrahydrocannabinolic Acid)	0.005	%				80-120		
CBD (Cannabidiol)	0.21	%	0.200		104	80-120		
CBDA (Cannabidiolic Acid)	0.19	%	0.200		94.8	80-120		
CBN (Cannabinol)	0.18	%	0.200		92.4	80-120		




Christabel Escarez For Brian Weigel
Lab Director

These results relate only to the sample included on this report. The report may not be reproduced except in full, without the written permission of SC Laboratories. Samples tested in accordance with Oregon Administrative Rules, TNI 2009 Standard and SC Laboratories quality assurance plan unless otherwise noted.

Quality Control Pesticide Analysis

Batch: B191466 - Pesticide Prep

Blank(B191466-BLK1)		Extracted - 08/15/19 11:00 Analyzed - 08/15/19 19:37						
Analyte	Result	Units	Spike Level	Source Result	%REC	%REC Limits	RPD	RPD Limit
Abamectin	< LOQ	ppm						
Acephate	< LOQ	ppm						
Acequinocyl	< LOQ	ppm						
Acetamiprid	< LOQ	ppm						
Aldicarb	< LOQ	ppm						
Azoxystrobin	< LOQ	ppm						
Bifenazate	< LOQ	ppm						
Bifenthrin	< LOQ	ppm						
Boscalid	< LOQ	ppm						
Carbaryl	< LOQ	ppm						
Carbofuran	< LOQ	ppm						
Chlorantraniliprole	< LOQ	ppm						
Chlorfenapyr	< LOQ	ppm						
Chlorpyrifos	< LOQ	ppm						
Clofentezine	< LOQ	ppm						
Cyfluthrin	< LOQ	ppm						
Cypermethrin	< LOQ	ppm						
Daminozide	< LOQ	ppm						
DDVP (Dichlorvos)	< LOQ	ppm						
Diazinon	< LOQ	ppm						
Dimethoate	< LOQ	ppm						
Ethoprophos	< LOQ	ppm						
Etofenprox	< LOQ	ppm						
Etoxazole	< LOQ	ppm						
Fenoxycarb	< LOQ	ppm						
Fenpyroximate	< LOQ	ppm						
Fipronil	< LOQ	ppm						
Fonicamid	< LOQ	ppm						
Fludioxonil	< LOQ	ppm						
Hexythiazox	< LOQ	ppm						
Imazalil	< LOQ	ppm						
Imidacloprid	< LOQ	ppm						
Kresoxim-methyl	< LOQ	ppm						
Malathion	< LOQ	ppm						
Metalaxyl	< LOQ	ppm						



Christabel Escarez For Brian Weigel
Lab Director

These results relate only to the sample included on this report. The report may not be reproduced except in full, without the written permission of SC Laboratories. Samples tested in accordance with Oregon Administrative Rules, TNI 2009 Standard and SC Laboratories quality assurance plan unless otherwise noted.


Quality Control

Pesticide Analysis (Continued)

Batch: B191466 - Pesticide Prep (Continued)

Blank(B191466-BLK1)			Extracted - 08/15/19 11:00 Analyzed - 08/15/19 19:37					
Analyte	Result	Units	Spike Level	Source Result	%REC	%REC Limits	RPD	RPD Limit
Methiocarb	< LOQ	ppm						
Methomyl	< LOQ	ppm						
Methyl parathion	< LOQ	ppm						
MGK-264	< LOQ	ppm						
Myclobutanil	< LOQ	ppm						
Naled	< LOQ	ppm						
Oxamyl	< LOQ	ppm						
Paclbutrazol	< LOQ	ppm						
Permethrins (total)	< LOQ	ppm						
Phosmet	< LOQ	ppm						
Piperonyl butoxide	< LOQ	ppm						
Prallethrin	< LOQ	ppm						
Propiconazole	< LOQ	ppm						
Propoxur	< LOQ	ppm						
Pyrethrins (total)	< LOQ	ppm						
Pyridaben	< LOQ	ppm						
Spinosad	< LOQ	ppm						
Spiromesifen	< LOQ	ppm						
Spirotetramat	< LOQ	ppm						
Spiroxamine	< LOQ	ppm						
Tebuconazole	< LOQ	ppm						
Thiacloprid	< LOQ	ppm						
Thiamethoxam	< LOQ	ppm						
Trifloxystrobin	< LOQ	ppm						

LCS(B191466-BS1)			Extracted - 08/15/19 11:00 Analyzed - 08/15/19 19:53					
Analyte	Result	Units	Spike Level	Source Result	%REC	%REC Limits	RPD	RPD Limit
Abamectin	0.74	ppm	0.980		75.6	15-150		
Acephate	0.99	ppm	1.00		99.3	51-141		
Acequinocyl	0.57	ppm	1.00		56.7	24-84		
Acetamiprid	1.19	ppm	1.00		119	50-150		
Aldicarb	1.05	ppm	1.00		105	49-146		
Azoxystrobin	0.93	ppm	1.00		92.7	52-136		
Bifenazate	0.86	ppm	1.00		86.2	41-133		
Bifenthrin	0.81	ppm	1.00		81.2	22-130		



Christabel Escarez For Brian Weigel
Lab Director


These results relate only to the sample included on this report. The report may not be reproduced except in full, without the written permission of SC Laboratories. Samples tested in accordance with Oregon Administrative Rules, TNI 2009 Standard and SC Laboratories quality assurance plan unless otherwise noted.

Quality Control

Pesticide Analysis (Continued)

Batch: B191466 - Pesticide Prep (Continued)

LCS(B191466-BS1)		Extracted - 08/15/19 11:00 Analyzed - 08/15/19 19:53						
Analyte	Result	Units	Spike Level	Source Result	%REC	%REC Limits	RPD	RPD Limit
Boscalid	0.92	ppm	1.00		92.1	29-144		
Carbaryl	1.03	ppm	1.00		103	61-127		
Carbofuran	1.23	ppm	1.00		123	62-136		
Chlorantraniliprole	0.91	ppm	1.00		90.7	41-150		
Chlorfenapyr	0.90	ppm	1.00		90.3	23-143		
Chlorpyrifos	0.91	ppm	1.00		90.7	29-124		
Clofentezine	1.01	ppm	1.00		101	40-127		
Cyfluthrin	0.91	ppm	1.00		91.3	32-147		
Cypermethrin	0.94	ppm	1.00		93.6	21-144		
Daminozide	1.27	ppm	1.00		127	15-91		
DDVP (Dichlorvos)	1.12	ppm	1.00		112	55-150		
Diazinon	1.00	ppm	1.00		100	43-127		
Dimethoate	1.17	ppm	1.00		117	62-136		
Ethoprophos	0.99	ppm	1.00		99.1	45-142		
Etofenprox	0.85	ppm	1.00		85.4	24-113		
Etoxazole	0.94	ppm	1.00		93.5	34-121		
Fenoxycarb	0.85	ppm	1.00		85.5	22-150		
Fenpyroximate	0.91	ppm	1.00		90.7	34-144		
Fipronil	1.08	ppm	1.00		108	25-149		
Flonicamid	1.08	ppm	1.00		108	53-144		
Fludioxonil	0.80	ppm	1.00		80.4	29-132		
Hexythiazox	0.83	ppm	1.00		83.1	22-111		
Imazalil	0.87	ppm	1.00		87.2	48-125		
Imidacloprid	1.29	ppm	1.00		129	41-150		
Kresoxim-methyl	1.01	ppm	1.00		101	43-140		
Malathion	0.93	ppm	1.00		93.5	25-148		
Metalaxyl	0.97	ppm	1.00		97.1	50-136		
Methiocarb	1.02	ppm	1.00		102	56-132		
Methomyl	1.04	ppm	1.00		104	40-150		
Methyl parathion	0.78	ppm	1.00		78.0	15-150		
MGK-264	0.54	ppm	0.630		86.4	32-134		
Myclobutanil	0.85	ppm	1.00		85.1	43-141		
Naled	0.84	ppm	1.00		84.5	15-136		
Oxamyl	1.02	ppm	1.00		102	56-133		
Paclobutrazol	1.09	ppm	1.00		109	34-143		



Christabel Escarez For Brian Weigel
Lab Director


These results relate only to the sample included on this report. The report may not be reproduced except in full, without the written permission of SC Laboratories. Samples tested in accordance with Oregon Administrative Rules, TNI 2009 Standard and SC Laboratories quality assurance plan unless otherwise noted.

Quality Control Pesticide Analysis (Continued)

Batch: B191466 - Pesticide Prep (Continued)

LCS(B191466-BS1)		Extracted - 08/15/19 11:00 Analyzed - 08/15/19 19:53						
Analyte	Result	Units	Spike Level	Source Result	%REC	%REC Limits	RPD	RPD Limit
Permethrins (total)	0.83	ppm	1.00		82.9	31-113		
Phosmet	0.98	ppm	1.00		97.5	53-124		
Piperonyl butoxide	0.88	ppm	1.00		88.1	39-128		
Prallethrin	0.83	ppm	1.00		83.1	43-140		
Propiconazole	1.14	ppm	1.00		114	47-124		
Propoxur	1.17	ppm	1.00		117	63-135		
Pyrethrins (total)	0.53	ppm	0.630		84.5	19-144		
Pyridaben	0.88	ppm	1.00		88.0	31-122		
Spinosad	0.76	ppm	0.820		93.3	24-147		
Spiromesifen	0.86	ppm	1.00		86.1	49-133		
Spirotetramat	0.87	ppm	1.00		86.7	29-150		
Spiroxamine	0.93	ppm	1.00		93.0	15-122		
Tebuconazole	1.20	ppm	1.00		120	40-133		
Thiacloprid	1.11	ppm	1.00		111	60-143		
Thiamethoxam	1.02	ppm	1.00		102	42-146		
Trifloxystrobin	1.03	ppm	1.00		103	41-148		

Matrix Spike(B191466-MS1)		Extracted - 08/15/19 9:15 Analyzed - 08/15/19 20:09						
Analyte	Result	Units	Spike Level	Source Result	%REC	%REC Limits	RPD	RPD Limit
Abamectin	0.97	ppm	0.957	< LOQ	101	21-150		
Acephate	1.02	ppm	0.976	< LOQ	104	48-131		
Acequinocyl	0.18	ppm	0.976	< LOQ	18.0	16-148		
Acetamiprid	1.30	ppm	0.976	< LOQ	133	50-145		
Aldicarb	1.08	ppm	0.976	< LOQ	111	53-133		
Azoxystrobin	0.92	ppm	0.976	< LOQ	94.4	35-147		
Bifenazate	0.92	ppm	0.976	< LOQ	94.2	43-143		
Bifenthrin	0.22	ppm	0.976	< LOQ	22.5	16-107		
Boscalid	0.84	ppm	0.976	< LOQ	86.2	42-140		
Carbaryl	0.94	ppm	0.976	< LOQ	95.8	71-113		
Carbofuran	1.28	ppm	0.976	< LOQ	132	73-118		
Chlorantraniliprole	0.94	ppm	0.976	< LOQ	96.6	45-136		
Chlorfenapyr	0.30	ppm	0.976	< LOQ	30.6	15-150		
Chlorpyrifos	0.48	ppm	0.976	< LOQ	48.7	24-125		
Clofentezine	0.55	ppm	0.976	< LOQ	56.8	38-118		
Cyfluthrin	0.69	ppm	0.976	< LOQ	71.0	23-139		



Christabel Escarez For Brian Weigel
Lab Director


These results relate only to the sample included on this report. The report may not be reproduced except in full, without the written permission of SC Laboratories. Samples tested in accordance with Oregon Administrative Rules, TNI 2009 Standard and SC Laboratories quality assurance plan unless otherwise noted.

Quality Control

Pesticide Analysis (Continued)

Batch: B191466 - Pesticide Prep (Continued)

Matrix Spike(B191466-MS1)			Extracted - 08/15/19 9:15 Analyzed - 08/15/19 20:09					
Analyte	Result	Units	Spike Level	Source Result	%REC	%REC Limits	RPD	RPD Limit
Cypermethrin	0.75	ppm	0.976	< LOQ	77.3	38-150		
Daminozide	1.10	ppm	0.976	< LOQ	113	15-150		
DDVP (Dichlorvos)	1.14	ppm	0.976	< LOQ	116	64-124		
Diazinon	1.01	ppm	0.976	< LOQ	104	50-123		
Dimethoate	1.06	ppm	0.976	< LOQ	109	69-116		
Ethoprophos	0.93	ppm	0.976	< LOQ	95.7	39-146		
Etofenprox	0.42	ppm	0.976	< LOQ	42.8	31-117		
Etoxazole	0.71	ppm	0.976	< LOQ	72.3	35-136		
Fenoxycarb	0.78	ppm	0.976	< LOQ	80.3	23-150		
Fenpyroximate	0.66	ppm	0.976	< LOQ	67.8	30-143		
Fipronil	0.58	ppm	0.976	< LOQ	59.6	15-150		
Flonicamid	0.80	ppm	0.976	< LOQ	81.7	50-131		
Fludioxonil	0.99	ppm	0.976	< LOQ	101	44-150		
Hexythiazox	0.52	ppm	0.976	< LOQ	53.0	34-144		
Imazalil	0.85	ppm	0.976	< LOQ	86.8	54-124		
Imidacloprid	1.64	ppm	0.976	< LOQ	168	39-150		
Kresoxim-methyl	0.92	ppm	0.976	< LOQ	94.6	46-134		
Malathion	0.88	ppm	0.976	< LOQ	90.3	26-148		
Metalaxyl	0.98	ppm	0.976	< LOQ	100	60-127		
Methiocarb	0.98	ppm	0.976	< LOQ	100	50-131		
Methomyl	1.01	ppm	0.976	< LOQ	104	47-135		
Methyl parathion	1.14	ppm	0.976	< LOQ	117	15-150		
MGK-264	0.30	ppm	0.615	< LOQ	49.4	20-130		
Myclobutanil	0.82	ppm	0.976	< LOQ	84.3	43-134		
Naled	0.81	ppm	0.976	< LOQ	82.7	38-140		
Oxamyl	1.02	ppm	0.976	< LOQ	104	48-127		
Paclobutrazol	0.82	ppm	0.976	< LOQ	84.4	30-136		
Permethrins (total)	0.30	ppm	0.976	< LOQ	30.2	20-120		
Phosmet	0.95	ppm	0.976	< LOQ	97.4	51-134		
Piperonyl butoxide	0.55	ppm	0.976	< LOQ	55.9	36-134		
Prallethrin	0.64	ppm	0.976	< LOQ	65.3	23-149		
Propiconazole	0.90	ppm	0.976	< LOQ	92.5	45-133		
Propoxur	1.21	ppm	0.976	< LOQ	124	59-130		
Pyrethrins (total)	0.47	ppm	0.615	< LOQ	76.5	15-146		
Pyridaben	0.21	ppm	0.976	< LOQ	21.8	15-150		



Christabel Escarez For Brian Weigel
Lab Director

These results relate only to the sample included on this report. The report may not be reproduced except in full, without the written permission of SC Laboratories. Samples tested in accordance with Oregon Administrative Rules, TNI 2009 Standard and SC Laboratories quality assurance plan unless otherwise noted.


Quality Control

Pesticide Analysis (Continued)

Batch: B191466 - Pesticide Prep (Continued)

Matrix Spike(B191466-MS1)			Extracted - 08/15/19 9:15 Analyzed - 08/15/19 20:09					
Analyte	Result	Units	Spike Level	Source Result	%REC	%REC Limits	RPD	RPD Limit
Spinosad	0.90	ppm	0.800	< LOQ	112	23-150		
Spiromesifen	0.62	ppm	0.976	< LOQ	63.9	27-127		
Spirotetramat	1.07	ppm	0.976	< LOQ	110	33-150		
Spiroxamine	0.93	ppm	0.976	< LOQ	95.6	54-134		
Tebuconazole	0.95	ppm	0.976	< LOQ	97.6	22-126		
Thiacloprid	1.03	ppm	0.976	< LOQ	105	53-138		
Thiamethoxam	0.97	ppm	0.976	< LOQ	98.9	40-134		
Trifloxystrobin	0.97	ppm	0.976	< LOQ	99.5	25-140		

Matrix Spike Dup(B191466-MSD1)			Extracted - 08/15/19 9:15 Analyzed - 08/15/19					
Analyte	Result	Units	Spike Level	Source Result	%REC	%REC Limits	RPD	RPD Limit
Abamectin	0.87	ppm	0.923	< LOQ	94.0	21-150	7.40	40
Acephate	0.98	ppm	0.942	< LOQ	104	48-131	0.162	26
Acequinocyl	0.17	ppm	0.942	< LOQ	18.2	16-148	1.28	50
Acetamiprid	1.13	ppm	0.942	< LOQ	120	50-145	10.1	30
Aldicarb	0.98	ppm	0.942	< LOQ	104	53-133	6.83	30
Azoxystrobin	0.85	ppm	0.942	< LOQ	90.6	35-147	4.08	29
Bifenazate	0.83	ppm	0.942	< LOQ	88.3	43-143	6.48	30
Bifenthrin	0.21	ppm	0.942	< LOQ	22.4	16-107	0.408	29
Boscalid	0.78	ppm	0.942	< LOQ	82.3	42-140	4.64	30
Carbaryl	0.89	ppm	0.942	< LOQ	94.2	71-113	1.71	20
Carbofuran	1.09	ppm	0.942	< LOQ	116	73-118	12.7	20
Chlorantraniliprole	0.89	ppm	0.942	< LOQ	94.1	45-136	2.66	30
Chlorfenapyr	0.34	ppm	0.942	< LOQ	36.6	15-150	17.9	50
Chlorpyrifos	0.46	ppm	0.942	< LOQ	48.8	24-125	0.160	29
Clofentezine	0.58	ppm	0.942	< LOQ	61.8	38-118	8.47	26
Cyfluthrin	0.68	ppm	0.942	< LOQ	72.6	23-139	2.14	50
Cypermethrin	0.67	ppm	0.942	< LOQ	71.6	38-150	7.69	30
Daminozide	1.02	ppm	0.942	< LOQ	108	15-150	4.59	26
DDVP (Dichlorvos)	0.95	ppm	0.942	< LOQ	101	64-124	14.6	27
Diazinon	0.96	ppm	0.942	< LOQ	101	50-123	2.26	20
Dimethoate	1.04	ppm	0.942	< LOQ	110	69-116	1.60	20
Ethoprophos	0.87	ppm	0.942	< LOQ	92.1	39-146	3.85	30
Etofenprox	0.39	ppm	0.942	< LOQ	41.8	31-117	2.48	27
Etoxazole	0.65	ppm	0.942	< LOQ	69.3	35-136	4.13	30



Christabel Escarez For Brian Weigel
Lab Director


These results relate only to the sample included on this report. The report may not be reproduced except in full, without the written permission of SC Laboratories. Samples tested in accordance with Oregon Administrative Rules, TNI 2009 Standard and SC Laboratories quality assurance plan unless otherwise noted.

Quality Control

Pesticide Analysis (Continued)

Batch: B191466 - Pesticide Prep (Continued)

Matrix Spike Dup(B191466-MSD1)			Extracted - 08/15/19 9:15 Analyzed - 08/15/19					
Analyte	Result	Units	Spike Level	Source Result	%REC	%REC Limits	RPD	RPD Limit
Fenoxycarb	0.71	ppm	0.942	< LOQ	75.3	23-150	6.40	40
Fenpyroximate	0.62	ppm	0.942	< LOQ	66.1	30-143	2.59	26
Fipronil	0.55	ppm	0.942	< LOQ	58.3	15-150	2.23	30
Flonicamid	0.78	ppm	0.942	< LOQ	82.6	50-131	1.09	26
Fludioxonil	0.87	ppm	0.942	< LOQ	92.6	44-150	8.68	30
Hexythiazox	0.48	ppm	0.942	< LOQ	51.1	34-144	3.66	28
Imazalil	0.76	ppm	0.942	< LOQ	80.6	54-124	7.34	24
Imidacloprid	1.39	ppm	0.942	< LOQ	147	39-150	13.1	30
Kresoxim-methyl	0.84	ppm	0.942	< LOQ	89.4	46-134	5.56	20
Malathion	0.82	ppm	0.942	< LOQ	87.4	26-148	3.29	50
Metalaxyl	0.91	ppm	0.942	< LOQ	96.4	60-127	3.64	30
Methiocarb	0.94	ppm	0.942	< LOQ	99.4	50-131	1.09	30
Methomyl	0.99	ppm	0.942	< LOQ	106	47-135	1.75	20
Methyl parathion	0.85	ppm	0.942	< LOQ	90.0	15-150	26.3	50
MGK-264	0.29	ppm	0.593	< LOQ	48.5	20-130	1.73	30
Myclobutanil	0.78	ppm	0.942	< LOQ	82.5	43-134	2.04	30
Naled	0.73	ppm	0.942	< LOQ	77.6	38-140	6.39	30
Oxamyl	0.97	ppm	0.942	< LOQ	103	48-127	1.50	28
Paclobutrazol	0.76	ppm	0.942	< LOQ	80.3	30-136	4.89	30
Permethrins (total)	0.28	ppm	0.942	< LOQ	30.0	20-120	0.903	28
Phosmet	0.87	ppm	0.942	< LOQ	92.7	51-134	4.92	30
Piperonyl butoxide	0.51	ppm	0.942	< LOQ	54.1	36-134	3.25	30
Prallethrin	0.60	ppm	0.942	< LOQ	63.7	23-149	2.58	30
Propiconazole	0.90	ppm	0.942	< LOQ	95.5	45-133	3.15	30
Propoxur	1.05	ppm	0.942	< LOQ	112	59-130	10.2	29
Pyrethrins (total)	0.44	ppm	0.593	< LOQ	74.0	15-146	3.36	28
Pyridaben	0.20	ppm	0.942	< LOQ	21.3	15-150	2.19	29
Spinosad	0.87	ppm	0.772	< LOQ	113	23-150	0.469	30
Spiromesifen	0.58	ppm	0.942	< LOQ	61.9	27-127	3.06	28
Spirotetramat	0.99	ppm	0.942	< LOQ	106	33-150	3.75	30
Spiroxamine	0.83	ppm	0.942	< LOQ	88.6	54-134	7.65	30
Tebuconazole	0.90	ppm	0.942	< LOQ	95.9	22-126	1.74	21
Thiacloprid	0.87	ppm	0.942	< LOQ	92.7	53-138	12.5	30
Thiamethoxam	0.94	ppm	0.942	< LOQ	100	40-134	1.46	28
Trifloxystrobin	0.94	ppm	0.942	< LOQ	99.3	25-140	0.228	30



 Christabel Escarez For Brian Weigel
 Lab Director

These results relate only to the sample included on this report. The report may not be reproduced except in full, without the written permission of SC Laboratories. Samples tested in accordance with Oregon Administrative Rules, TNI 2009 Standard and SC Laboratories quality assurance plan unless otherwise noted.

Quality Control Solvent Analysis

Batch: B191467 - Residual Solvent Prep

Blank(B191467-BLK1)		Extracted - 08/15/19 11:00 Analyzed - 08/15/19 15:31						
Analyte	Result	Units	Spike Level	Source Result	%REC	%REC Limits	RPD	RPD Limit
1,4-Dioxane	< LOQ	ug/g						
2-Butanol	< LOQ	ug/g						
2-Ethoxyethanol	< LOQ	ug/g						
2-Propanol (IPA)	< LOQ	ug/g						
Acetone	< LOQ	ug/g						
Acetonitrile	< LOQ	ug/g						
Benzene	< LOQ	ug/g						
Butanes	< LOQ	ug/g						
Cyclohexane	< LOQ	ug/g						
Dichloromethane (methylene chloride)	< LOQ	ug/g						
Ethyl acetate	< LOQ	ug/g						
Ethyl ether	< LOQ	ug/g						
Ethylbenzene	< LOQ	ug/g						
Ethylene glycol	< LOQ	ug/g						
Ethylene oxide	< LOQ	ug/g						
Heptane	< LOQ	ug/g						
Hexanes	< LOQ	ug/g						
Isopropyl acetate	< LOQ	ug/g						
Isopropylbenzene (cumene)	< LOQ	ug/g						
Methanol	< LOQ	ug/g						
Pentanes	< LOQ	ug/g						
Propane	< LOQ	ug/g						
Tetrahydrofuran	< LOQ	ug/g						
Toluene	< LOQ	ug/g						
Xylenes	< LOQ	ug/g						

LCS(B191467-BS1)		Extracted - 08/15/19 11:00 Analyzed - 08/15/19 14:28						
Analyte	Result	Units	Spike Level	Source Result	%REC	%REC Limits	RPD	RPD Limit
1,4-Dioxane	525	ug/g	570		92.1	70-130		
2,2-Dimethylbutane	442	ug/g	435		102	70-130		
2,2-Dimethylpropane (neopentane)	3030	ug/g	3120		96.9	60-140		
2-Butanol	3030	ug/g	3500		86.6	70-130		
2-Ethoxyethanol	203	ug/g	240		84.7	60-140		
2-Methylbutane (isopentane)	3700	ug/g	3500		106	70-130		
2-Methylpentane/2,3-Dimethylbutane	867	ug/g	870		99.7	70-130		



Christabel Escarez For Brian Weigel
Lab Director


These results relate only to the sample included on this report. The report may not be reproduced except in full, without the written permission of SC Laboratories. Samples tested in accordance with Oregon Administrative Rules, TNI 2009 Standard and SC Laboratories quality assurance plan unless otherwise noted.

Quality Control Solvent Analysis (Continued)

Batch: B191467 - Residual Solvent Prep (Continued)

LCS(B191467-BS1)		Extracted - 08/15/19 11:00 Analyzed - 08/15/19 14:28						
Analyte	Result	Units	Spike Level	Source Result	%REC	%REC Limits	RPD	RPD Limit
2-Methylpropane (isobutane)	3700	ug/g	3120		119	60-140		
2-Propanol (IPA)	3160	ug/g	3500		90.2	70-130		
3-Methylpentane	423	ug/g	435		97.1	70-130		
Acetone	3480	ug/g	3500		99.4	70-130		
Acetonitrile	552	ug/g	615		89.8	70-130		
Benzene	2.83	ug/g	3.00		94.2	70-130		
Cyclohexane	6010	ug/g	5820		103	70-130		
Dichloromethane (methylene chloride)	839	ug/g	900		93.2	70-130		
Ethyl acetate	3450	ug/g	3500		98.6	70-130		
Ethyl ether	3870	ug/g	3500		111	70-130		
Ethylbenzene	2970	ug/g	3250		91.4	70-130		
Ethylene glycol	952	ug/g	930		102	60-140		
Ethylene oxide	387	ug/g	375		103	60-140		
Heptane	3510	ug/g	3500		100	70-130		
Isopropyl acetate	3370	ug/g	3500		96.2	70-130		
Isopropylbenzene (cumene)	54.1	ug/g	105		51.5	70-130		
m,p-Xylene	6160	ug/g	6510		94.6	60-140		
Methanol	2460	ug/g	2500		98.3	70-130		
n-Butane	3650	ug/g	3120		117	60-140		
n-Hexane	434	ug/g	435		99.7	70-130		
n-Pentane	3810	ug/g	3500		109	70-130		
Pentanes	10500	ug/g	10100		104	70-130		
Propane	1550	ug/g	1250		124	60-140		
Tetrahydrofuran	1030	ug/g	1080		95.5	70-130		
Toluene	1180	ug/g	1340		88.5	70-130		
Xylenes	9060	ug/g	9760		92.8	70-130		
o-Xylene	2900	ug/g	3250		89.2	70-130		

Matrix Spike(B191467-MS1)		Extracted - 08/15/19 9:15 Analyzed - 08/15/19 14:49						
Analyte	Result	Units	Spike Level	Source Result	%REC	%REC Limits	RPD	RPD Limit
1,4-Dioxane	565	ug/g	585	< LOQ	96.6	70-130		
2,2-Dimethylbutane	396	ug/g	446	< LOQ	88.8	70-130		
2,2-Dimethylpropane (neopentane)	2590	ug/g	3210	< LOQ	80.9	60-140		
2-Butanol	3170	ug/g	3590	< LOQ	88.4	70-130		
2-Ethoxyethanol	204	ug/g	246	< LOQ	82.7	60-140		



Christabel Escarez For Brian Weigel
Lab Director

These results relate only to the sample included on this report. The report may not be reproduced except in full, without the written permission of SC Laboratories. Samples tested in accordance with Oregon Administrative Rules, TNI 2009 Standard and SC Laboratories quality assurance plan unless otherwise noted.


Quality Control

Solvent Analysis (Continued)

Batch: B191467 - Residual Solvent Prep (Continued)

Matrix Spike(B191467-MS1)			Extracted - 08/15/19 9:15 Analyzed - 08/15/19 14:49					
Analyte	Result	Units	Spike Level	Source Result	%REC	%REC Limits	RPD	RPD Limit
2-Methylbutane (isopentane)	3240	ug/g	3590	< LOQ	90.3	70-130		
2-Methylpentane/2,3-Dimethylbutane	809	ug/g	892	< LOQ	90.7	70-130		
2-Methylpropane (isobutane)	3070	ug/g	3210	< LOQ	95.7	60-140		
2-Propanol (IPA)	3130	ug/g	3590	< LOQ	87.2	70-130		
3-Methylpentane	404	ug/g	446	< LOQ	90.6	70-130		
Acetone	3370	ug/g	3590	136	90.0	70-130		
Acetonitrile	545	ug/g	631	< LOQ	86.4	70-130		
Benzene	2.66	ug/g	3.08	< LOQ	86.6	70-130		
Cyclohexane	6070	ug/g	5970	< LOQ	102	70-130		
Dichloromethane (methylene chloride)	815	ug/g	923	< LOQ	88.3	70-130		
Ethyl acetate	3450	ug/g	3590	< LOQ	96.2	70-130		
Ethyl ether	3570	ug/g	3590	< LOQ	99.4	70-130		
Ethylbenzene	3430	ug/g	3330	< LOQ	103	70-130		
Ethylene glycol	1170	ug/g	954	< LOQ	122	60-140		
Ethylene oxide	325	ug/g	385	< LOQ	84.6	60-140		
Heptane	3600	ug/g	3590	< LOQ	100	70-130		
Isopropyl acetate	3430	ug/g	3590	< LOQ	95.5	70-130		
Isopropylbenzene (cumene)	77.9	ug/g	108	< LOQ	72.4	70-130		
m,p-Xylene	6980	ug/g	6680	< LOQ	105	60-140		
Methanol	2310	ug/g	2560	50.4	88.2	70-130		
n-Butane	3120	ug/g	3210	< LOQ	97.2	60-140		
n-Hexane	428	ug/g	446	< LOQ	95.8	70-130		
n-Pentane	3250	ug/g	3590	< LOQ	90.6	70-130		
Pentanes	9090	ug/g	10400	< LOQ	87.5	70-130		
Propane	1220	ug/g	1280	< LOQ	95.0	60-140		
Tetrahydrofuran	1060	ug/g	1110	< LOQ	95.6	70-130		
Toluene	1330	ug/g	1370	< LOQ	97.0	70-130		
Xylenes	10400	ug/g	10000	< LOQ	104	70-130		
o-Xylene	3390	ug/g	3330	< LOQ	102	70-130		

Matrix Spike Dup(B191467-MSD1)			Extracted - 08/15/19 9:15 Analyzed - 08/15/19					
Analyte	Result	Units	Spike Level	Source Result	%REC	%REC Limits	RPD	RPD Limit
1,4-Dioxane	562	ug/g	591	< LOQ	95.2	70-130	0.432	30
2,2-Dimethylbutane	418	ug/g	451	< LOQ	92.8	70-130	5.51	30
2,2-Dimethylpropane (neopentane)	2880	ug/g	3240	< LOQ	89.0	60-140	10.5	30



 Christabel Escarez For Brian Weigel
 Lab Director

These results relate only to the sample included on this report. The report may not be reproduced except in full, without the written permission of SC Laboratories. Samples tested in accordance with Oregon Administrative Rules, TNI 2009 Standard and SC Laboratories quality assurance plan unless otherwise noted.

Quality Control Solvent Analysis (Continued)

Batch: B191467 - Residual Solvent Prep (Continued)

Matrix Spike Dup(B191467-MSD1)			Extracted - 08/15/19 9:15 Analyzed - 08/15/19					
Analyte	Result	Units	Spike Level	Source Result	%REC	%REC Limits	RPD	RPD Limit
2-Butanol	3190	ug/g	3630	< LOQ	88.0	70-130	0.638	30
2-Ethoxyethanol	203	ug/g	249	< LOQ	81.4	60-140	0.501	30
2-Methylbutane (isopentane)	3470	ug/g	3630	< LOQ	95.6	70-130	6.66	30
2-Methylpentane/2,3-Dimethylbutane	836	ug/g	902	< LOQ	92.7	70-130	3.18	30
2-Methylpropane (isobutane)	3350	ug/g	3240	< LOQ	103	60-140	8.82	30
2-Propanol (IPA)	3200	ug/g	3630	< LOQ	88.4	70-130	2.29	30
3-Methylpentane	419	ug/g	451	< LOQ	92.9	70-130	3.52	30
Acetone	3480	ug/g	3630	136	92.1	70-130	3.17	30
Acetonitrile	556	ug/g	637	< LOQ	87.2	70-130	1.97	30
Benzene	2.75	ug/g	3.11	< LOQ	88.6	70-130	3.34	30
Cyclohexane	6210	ug/g	6040	< LOQ	103	70-130	2.26	30
Dichloromethane (methylene chloride)	842	ug/g	933	< LOQ	90.2	70-130	3.22	30
Ethyl acetate	3480	ug/g	3630	< LOQ	95.9	70-130	0.679	30
Ethyl ether	3750	ug/g	3630	< LOQ	104	70-130	5.14	30
Ethylbenzene	3400	ug/g	3370	< LOQ	101	70-130	0.930	30
Ethylene glycol	1200	ug/g	964	< LOQ	125	60-140	2.80	30
Ethylene oxide	351	ug/g	389	< LOQ	90.2	60-140	7.43	30
Heptane	3590	ug/g	3630	< LOQ	99.0	70-130	0.384	30
Isopropyl acetate	3450	ug/g	3630	< LOQ	95.2	70-130	0.735	30
Isopropylbenzene (cumene)	84.7	ug/g	109	< LOQ	77.9	70-130	8.34	30
m,p-Xylene	6930	ug/g	6750	< LOQ	103	60-140	0.700	30
Methanol	2530	ug/g	2590	50.4	95.6	70-130	8.94	30
n-Butane	3370	ug/g	3240	< LOQ	104	60-140	7.88	30
n-Hexane	436	ug/g	451	< LOQ	96.8	70-130	2.02	30
n-Pentane	3430	ug/g	3630	< LOQ	94.6	70-130	5.26	30
Pentanes	9780	ug/g	10500	< LOQ	93.2	70-130	7.29	30
Propane	1400	ug/g	1300	< LOQ	108	60-140	14.0	30
Tetrahydrofuran	1060	ug/g	1120	< LOQ	94.6	70-130	0.0730	30
Toluene	1320	ug/g	1390	< LOQ	95.0	70-130	1.09	30
Xylenes	10300	ug/g	10100	< LOQ	102	70-130	0.847	30
o-Xylene	3350	ug/g	3370	< LOQ	99.5	70-130	1.15	30




Christabel Escarez For Brian Weigel
 Lab Director

These results relate only to the sample included on this report. The report may not be reproduced except in full, without the written permission of SC Laboratories. Samples tested in accordance with Oregon Administrative Rules, TNI 2009 Standard and SC Laboratories quality assurance plan unless otherwise noted.

Quality Control Terpene Analysis

Batch: B191465 - Potency/Terpenes

Blank(B191465-BLK1)			Extracted - 08/15/19 8:59 Analyzed - 08/15/19 18:22					
Analyte	Result	Units	Spike Level	Source Result	%REC	%REC Limits	RPD	RPD Limit
alpha Pinene	< LOQ	%						
Myrcene	< LOQ	%						
alpha Phellandrene	< LOQ	%						
3-Carene	< LOQ	%						
alpha Terpinene	< LOQ	%						
Limonene	< LOQ	%						
Terpinolene	< LOQ	%						
Linalool	< LOQ	%						
Fenchol	< LOQ	%						
Borneol	< LOQ	%						
Terpineol	< LOQ	%						
Geraniol	< LOQ	%						
alpha Humulene	< LOQ	%						
beta Caryophyllene	< LOQ	%						
Caryophyllene Oxide	< LOQ	%						
alpha Bisabolol	< LOQ	%						
Camphene	< LOQ	%						
beta Pinene	< LOQ	%						
Ocimene	< LOQ	%						
Sabinene	< LOQ	%						
Camphor	< LOQ	%						
Isoborneol	< LOQ	%						
Menthol	< LOQ	%						
alpha Cedrene	< LOQ	%						
Nerolidol	< LOQ	%						
R-(+)-Pulegone	< LOQ	%						
Eucalyptol	< LOQ	%						
p-Cymene	< LOQ	%						
(-)-Isopulegol	< LOQ	%						
Geranyl Acetate	< LOQ	%						
Guaiol	< LOQ	%						
Valencene	< LOQ	%						
Phytol	0.443	%						
Citronellol	< LOQ	%						
gamma-Terpinene	< LOQ	%						



Christabel Escarez For Brian Weigel
Lab Director


These results relate only to the sample included on this report. The report may not be reproduced except in full, without the written permission of SC Laboratories. Samples tested in accordance with Oregon Administrative Rules, TNI 2009 Standard and SC Laboratories quality assurance plan unless otherwise noted.

Quality Control

Terpene Analysis (Continued)

Batch: B191465 - Potency/Terpenes (Continued)

Duplicate(B191465-DUP1)			Extracted - 08/15/19 8:59 Analyzed - 08/15/19 18:22					
Analyte	Result	Units	Spike Level	Source Result	%REC	%REC Limits	RPD	RPD Limit
alpha Ocimene	< LOQ	%		< LOQ				20
alpha Terpineol	0.142	%		0.148			4.43	20
beta Ocimene	< LOQ	%		< LOQ				20
beta Terpineol	< LOQ	%		< LOQ				20
cis-Nerolidol	0.479	%		0.478			0.288	20
Phytol 1	< LOQ	%		< LOQ				20
Phytol 2	0.432	%		0.433			0.164	20
trans-Nerolidol	0.191	%		0.173			9.63	20
alpha Pinene	< LOQ	%		< LOQ				20
Myrcene	0.133	%		0.133			0.0768	20
alpha Phellandrene	< LOQ	%		< LOQ				20
3-Carene	< LOQ	%		< LOQ				20
alpha Terpinene	< LOQ	%		< LOQ				20
Limonene	0.291	%		0.282			3.06	20
Terpinolene	< LOQ	%		< LOQ				20
Linalool	0.513	%		0.524			2.13	20
Fenchol	0.230	%		0.231			0.617	20
Borneol	0.097	%		0.102			5.26	20
Terpineol	0.142	%		0.148			4.43	20
Geraniol	< LOQ	%		< LOQ				20
alpha Humulene	1.680	%		1.687			0.386	20
beta Caryophyllene	3.983	%		3.955			0.717	20
Caryophyllene Oxide	0.341	%		0.345			1.09	20
alpha Bisabolol	0.917	%		0.922			0.527	20
Camphene	< LOQ	%		< LOQ				20
beta Pinene	< LOQ	%		< LOQ				20
Ocimene	< LOQ	%		< LOQ				20
Sabinene	< LOQ	%		< LOQ				20
Camphor	< LOQ	%		< LOQ				20
Isoborneol	< LOQ	%		< LOQ				20
Menthol	< LOQ	%		< LOQ				20
alpha Cedrene	0.121	%		< LOQ				20
Nerolidol	0.670	%		0.651			2.86	20
R-(+)-Pulegone	< LOQ	%		< LOQ				20
Eucalyptol	< LOQ	%		< LOQ				20



Christabel Escarez For Brian Weigel
Lab Director

These results relate only to the sample included on this report. The report may not be reproduced except in full, without the written permission of SC Laboratories. Samples tested in accordance with Oregon Administrative Rules, TNI 2009 Standard and SC Laboratories quality assurance plan unless otherwise noted.

Quality Control

Terpene Analysis (Continued)

Batch: B191465 - Potency/Terpenes (Continued)

Duplicate(B191465-DUP1)		Extracted - 08/15/19 8:59 Analyzed - 08/15/19 18:22						
Analyte	Result	Units	Spike Level	Source Result	%REC	%REC Limits	RPD	RPD Limit
p-Cymene	< LOQ	%		< LOQ				20
(-)-Isopulegol	< LOQ	%		< LOQ				20
Geranyl Acetate	0.143	%		0.148			3.72	20
Guaiol	< LOQ	%		< LOQ				20
Valencene	0.107	%		0.100			7.04	20
Phytol	0.432	%		0.433			0.164	20
Citronellol	< LOQ	%		< LOQ				20
gamma-Terpinene	< LOQ	%		< LOQ				20



Christabel Escarez For Brian Weigel
Lab Director

These results relate only to the sample included on this report. The report may not be reproduced except in full, without the written permission of SC Laboratories. Samples tested in accordance with Oregon Administrative Rules, TNI 2009 Standard and SC Laboratories quality assurance plan unless otherwise noted.

Client: OM Ext Client License: 10051970949 Date Sampled: 8/13/2019 Thermometer ID: TO05
 Address Where Sampled: 500 Industrial wy Requestor: Jamie Event ID: 19HOM13 Balance ID: BAL_01
 Sampling SOP & Rev. #: SC-OR-SAMP-002 rev. 1.01 Sampler: Joel Transporter: Joel/ Scott Hygrometer ID:

Sampler Signature

Lab ORELAP ID: 4133
 Lab OLCC ID: 1004748743D

Weight used (g)	Weight Set ID	Acceptance Criteria	Initial Measured	Initial P/F	Final Measured	Final P/F
0.5	weight Set ID 01	±2.5%	0.5	P	0.5	P
200		±2.5%	199.91		199.92	



Container Type	METRC Harvest/Processing Lot ID #:				Product Type	Client Sample Name	Product Date	Batch Size (g)
Jar					Concentrate	3 Kings Feco	8/12/2019	1399
METRC Batch ID	Product Temp (°C)	Humidity (%)	# of Containers	Sampling Media	# Zones	# of Inc.	1° Sample (g)	Sample Name
6827	51.5	43.9	1	Vial	4	6	0.583333333	3 Kings Feco Primary
Lab Sample ID	Container ID		Increment Zone	Sampling Media Wt. (g)	Wt. Inc+Media (g)	Increment Weight (g)	Sample METRC ID#	
19HOM13-01	3 Kings Feco-1		A1		0.58	0.58	1A4010300014ADD000016864	
19HOM13-01	3 Kings Feco-1		A1	0.58	1.16	0.58	1A4010300014ADD000016864	
19HOM13-01	3 Kings Feco-1		A1	1.16	1.74	0.58	1A4010300014ADD000016864	
19HOM13-01	3 Kings Feco-1		A2	1.74	2.32	0.58	1A4010300014ADD000016864	
19HOM13-01	3 Kings Feco-1		A2	2.32	2.9	0.58	1A4010300014ADD000016864	
19HOM13-01	3 Kings Feco-1		A3	2.9	3.54	0.64	1A4010300014ADD000016864	
Totals:								
6			6		Total Primary Mass = 3.54		Primary + Duplicate Mass = 7.04 g	

Observations and Abnormalities:	Batch #	Equipment	Cont. Types/Sizes	Uniform	Plant Colors	Shape and Size	Sampling Plan ID & Rev. Date

METRC Batch ID	Product Temp (°C)	Humidity (%)	# of Containers	Sampling Media	# Zones	# of Inc.	1° Sample (g)	Sample Name
6827	51.5	43.9	1	Vial	4	6	0.583333333	3 Kings Feco Duplicate
Lab Sample ID	Container ID		Increment Zone	Sampling Media Wt. (g)	Wt. Inc+Media (g)	Increment Weight (g)	Sample METRC ID#	
19HOM13-02	3 Kings Feco-1		A1		0.58	0.58	1A4010300014ADD000016864	
19HOM13-02	3 Kings Feco-1		A1	0.58	1.16	0.58	1A4010300014ADD000016864	
19HOM13-02	3 Kings Feco-1		A2	1.16	1.74	0.58	1A4010300014ADD000016864	
19HOM13-02	3 Kings Feco-1		A2	1.74	2.32	0.58	1A4010300014ADD000016864	
19HOM13-02	3 Kings Feco-1		A4	2.32	2.9	0.58	1A4010300014ADD000016864	
19HOM13-02	3 Kings Feco-1		A4	2.9	3.5	0.6	1A4010300014ADD000016864	

Totals:						6	6	Total Duplicate Mass = 3.5	Primary + Duplicate Mass = 7.04 g
Observations and Abnormalities:	Batch #	Equipment	Cont. Types/Sizes	Uniform	Plant Colors	Shape and Size	Sampling Plan ID & Rev. Date		

Container Type	METRC Harvest/Processing Lot ID #:				Product Type	Client Sample Name	Product Date	Batch Size (g)	
Jar					Concentrate	3 Kings Vape	8/12/2019	1399	
METRC Batch ID	Product Temp (°C)	Humidity (%)	# of Containers	Sampling Media	# Zones	# of Inc.	1° Sample (g)	Sample Name	
5941	51.5	43.9	1	Vial	4	6	0.58333333	3 Kings Vape Primary	
Lab Sample ID	Container ID		Increment Zone	Sampling Media Wt. (g)	Wt. Inc+Media (g)	Increment Weight (g)	Sample METRC ID#		
19HOM13-02	3 Kings Vape-1		A1		0.58	0.58	1A4010300014ADD000016865		
19HOM13-02	3 Kings Vape-1		A1	0.58	1.16	0.58	1A4010300014ADD000016865		
19HOM13-02	3 Kings Vape-1		A2	1.16	1.74	0.58	1A4010300014ADD000016865		
19HOM13-02	3 Kings Vape-1		A3	1.74	2.32	0.58	1A4010300014ADD000016865		
19HOM13-02	3 Kings Vape-1		A4	2.32	2.9	0.58	1A4010300014ADD000016865		
19HOM13-02	3 Kings Vape-1		A4	2.9	3.54	0.64	1A4010300014ADD000016865		
Totals:									
						6	6	Total Primary Mass = 3.54	Primary + Duplicate Mass = 7.13 g

Observations and Abnormalities:	Batch #	Equipment	Cont. Types/Sizes	Uniform	Plant Colors	Shape and Size	Sampling Plan ID & Rev. Date	

METRC Batch ID	Product Temp (°C)	Humidity (%)	# of Containers	Sampling Media	# Zones	# of Inc.	1° Sample (g)	Sample Name
5941	51.5	43.9	1	Vial	4	6	0.58333333	3 Kings Vape Duplicate
Lab Sample ID	Container ID		Increment Zone	Sampling Media Wt. (g)	Wt. Inc+Media (g)	Increment Weight (g)	Sample METRC ID#	
19HOM13-03	3 Kings Vape-1		A1		0.58	0.58	1A4010300014ADD000016865	
19HOM13-03	3 Kings Vape-1		A2	0.58	1.16	0.58	1A4010300014ADD000016865	
19HOM13-03	3 Kings Vape-1		A3	1.16	1.74	0.58	1A4010300014ADD000016865	
19HOM13-03	3 Kings Vape-1		A3	1.74	2.32	0.58	1A4010300014ADD000016865	
19HOM13-03	3 Kings Vape-1		A4	2.32	2.9	0.58	1A4010300014ADD000016865	
19HOM13-03	3 Kings Vape-1		A4	2.9	3.59	0.69	1A4010300014ADD000016865	

19HOM13-04	Sour Space Candy Vape-1	A3	2.32	2.9	0.58	1A4010300014ADD000016866	
19HOM13-04	Sour Space Candy Vape-1	A4	2.9	3.56	0.66	1A4010300014ADD000016866	
Totals:		6	6	Total Duplicate Mass = 3.56		Primary + Duplicate Mass = 7.09 g	
Observations and Abnormalities:	Batch #	Equipment	Cont. Types/Sizes	Uniform	Plant Colors	Shape and Size	Sampling Plan ID & Rev. Date

Container Type	METRC Harvest/Processing Lot ID #:				Product Type	Client Sample Name	Product Date	Batch Size (g)
Jar					Concentrate	Royal Gorilla Vape	8/12/2019	1399
METRC Batch ID	Product Temp (°C)	Humidity (%)	# of Containers	Sampling Media	# Zones	# of Inc.	1° Sample (g)	Sample Name
6582	51.5	43.9	1	Vial	4	6	0.583333333	Royal Gorilla Vape Primary
Lab Sample ID	Container ID		Increment Zone	Sampling Media Wt. (g)	Wt. Inc+Media (g)	Increment Weight (g)	Sample METRC ID#	
19HOM13-04	Royal Gorilla Vape -1		A1		0.58	0.58	1A4010300014ADD000016867	
19HOM13-04	Royal Gorilla Vape -1		A1	0.58	1.16	0.58	1A4010300014ADD000016867	
19HOM13-04	Royal Gorilla Vape -1		A2	1.16	1.74	0.58	1A4010300014ADD000016867	
19HOM13-04	Royal Gorilla Vape -1		A2	1.74	2.32	0.58	1A4010300014ADD000016867	
19HOM13-04	Royal Gorilla Vape -1		A4	2.32	2.9	0.58	1A4010300014ADD000016867	
19HOM13-04	Royal Gorilla Vape -1		A4	2.9	3.58	0.68	1A4010300014ADD000016867	
Totals:		6	6	Total Primary Mass = 3.58		Primary + Duplicate Mass = 7.07 g		
Observations and Abnormalities:	Batch #	Equipment	Cont. Types/Sizes	Uniform	Plant Colors	Shape and Size	Sampling Plan ID & Rev. Date	
METRC Batch ID	Product Temp (°C)	Humidity (%)	# of Containers	Sampling Media	# Zones	# of Inc.	1° Sample (g)	Sample Name
6582	51.5	43.9	1	Vial	4	6	0.583333333	Royal Gorilla Vape Duplicate

Lab Sample ID	Container ID	Increment Zone	Sampling Media Wt. (g)	Wt. Inc+Media (g)	Increment Weight (g)	Sample METRC ID#	
19HOM13-05	Royal Gorilla Vape -1	A2		0.58	0.58	1A4010300014ADD000016867	
19HOM13-05	Royal Gorilla Vape -1	A2	0.58	1.16	0.58	1A4010300014ADD000016867	
19HOM13-05	Royal Gorilla Vape -1	A2	1.16	1.74	0.58	1A4010300014ADD000016867	
19HOM13-05	Royal Gorilla Vape -1	A2	1.74	2.32	0.58	1A4010300014ADD000016867	
19HOM13-05	Royal Gorilla Vape -1	A3	2.32	2.9	0.58	1A4010300014ADD000016867	
19HOM13-05	Royal Gorilla Vape -1	A3	2.9	3.49	0.59	1A4010300014ADD000016867	
Totals:		6	6	Total Duplicate Mass = 3.49		Primary + Duplicate Mass = 7.07 g	
Observations and Abnormalities:	Batch #	Equipment	Cont. Types/Sizes	Uniform	Plant Colors	Shape and Size	Sampling Plan ID & Rev. Date

Container Type	METRC Harvest/Processing Lot ID #:				Product Type	Client Sample Name	Product Date	Batch Size (g)
Jar					Concentrate	Cherry Pie Vape	8/12/2019	1399
METRC Batch ID	Product Temp (°C)	Humidity (%)	# of Containers	Sampling Media	# Zones	# of Inc.	1° Sample (g)	Sample Name
6828	51.5	43.9	1	Vial	4	6	0.583333333	Cherry Pie Vape Primary
Lab Sample ID	Container ID	Increment Zone	Sampling Media Wt. (g)	Wt. Inc+Media (g)	Increment Weight (g)	Sample METRC ID#		
19HOM13-05	Cherry Pie Vape-1	A2		0.58	0.58	1A4010300014ADD000016868		
19HOM13-05	Cherry Pie Vape-1	A2	0.58	1.16	0.58	1A4010300014ADD000016868		
19HOM13-05	Cherry Pie Vape-1	A3	1.16	1.74	0.58	1A4010300014ADD000016868		
19HOM13-05	Cherry Pie Vape-1	A4	1.74	2.32	0.58	1A4010300014ADD000016868		
19HOM13-05	Cherry Pie Vape-1	A4	2.32	2.9	0.58	1A4010300014ADD000016868		
19HOM13-05	Cherry Pie Vape-1	A4	2.9	3.5	0.6	1A4010300014ADD000016868		
Totals:		6	6	Total Primary Mass = 3.5		#NAME?		
Observations and Abnormalities:	Batch #	Equipment	Cont. Types/Sizes	Uniform	Plant Colors	Shape and Size	Sampling Plan ID & Rev. Date	

Observations and Abnormalities: [Empty Box]

[Empty Box]

METRC Batch ID	Product Temp (^o C)	Humidity (%)	# of Containers	Sampling Media	# Zones	# of Inc.	1 ^o Sample (g)	Sample Name
6828	51.5	43.9	1	Vial	4	6	0.583333333	Cherry Pie Vape Duplicate
Lab Sample ID	Container ID		Increment Zone	Sampling Media Wt. (g)	Wt. Inc+Media (g)	Increment Weight (g)	Sample METRC ID#	
19HOM13-06	Cherry Pie Vape-1		A1		0.58	0.58	1A4010300014ADD000016868	
19HOM13-06	Cherry Pie Vape-1		A1	0.58	1.16	0.58	1A4010300014ADD000016868	
19HOM13-06	Cherry Pie Vape-1		A2	1.16	1.74	0.58	1A4010300014ADD000016868	
19HOM13-06	Cherry Pie Vape-1		A2	1.74	2.32	0.58	1A4010300014ADD000016868	
19HOM13-06	Cherry Pie Vape-1		A4	2.32	2.9	0.58	1A4010300014ADD000016868	
19HOM13-06	Cherry Pie Vape-1		A4	2.9	3.56	#NAME?	1A4010300014ADD000016868	
Totals:			6	6	#NAME?		#NAME?	

Observations and Abnormalities:	Batch #	Equipment	Cont. Types/Sizes	Uniform	Plant Colors	Shape and Size	Sampling Plan ID & Rev. Date

[Empty Box]



**OREGON LIQUOR CONTROL COMMISSION
CANNABIS TRANSPORTATION MANIFEST**



19H0085

All sales transactions are to be completed prior to transportation of any CANNABIS. The receiving entity may reject product delivered, but amount delivered must be limited to amount agreed upon in prior sales transaction.

Manifest No.	0001734304	Date Created	8/13/2019 9:51 AM
Originating Entity	OM Extracts	For OLCC Use Only	
Originating License Number	030-10051970949		
Address of Originating Entity	500 Industrial Circle, Units E, F, G, and H White City, OR 97503		
Phone No. of Originating Entity	503-688-3289		
Contact Phone No. for Inquiries: 5036883289			
Destination # 1	SC Laboratories	Destination Phone No.	503-272-8830
Destination License Number	010-1004748743D	Date and Approx. Time of Departure	8/13/2019 9:48 AM
Address of Destination	15865 SW 74th Avenue Ste 110 Tigard, OR 97224	Date and Approx. Time of Arrival	8/13/2019 8:00 PM
		Date/Time Received	8-13-19 20:04
		Notes: details for extenuating circumstances (e.g., road closure, flat tire, etc.)	
Route to be Traveled Get on I-5 N from Kirtland Rd 9 min (6.8 mi) Follow I-5 N to Lower Boones Ferry Rd in Tualatin. Take exit 290 from I-5 N 3 h 59 min (255 mi) Take SW 72nd Ave and SW Durham Rd to SW 74th Ave in Tigard			
Name of Person Transporting	Joel Glimpse/ Scott Forster	Handler Permit No. of Driver	102682/22
State Driver's License No.	9474950/A625521	Signature of Person Transporting	
Make, Model, License Plate No.	scion/nissan XB/NV 200 175 JLS/825 KAT		
Package # 1	Production Batch No.	Item Name	Quantity
1A4010300014ADD000016864 Lab Test: SubmittedForTesting Status: Shipped		FECO Bulk - 3 Kings (Extracts)	Shp: 7.0400 g
Item Details			
Source Harvest(s)	2018-10-08-Room 4-H		
Source Package(s)	1A4010300014ADD000016827		
Package # 2	Production Batch No.	Item Name	Quantity
1A4010300014ADD000016865 Lab Test: SubmittedForTesting Status: Shipped		Vape Bulk - 3 Kings (Extracts)	Shp: 7.1300 g
Item Details			
Source Harvest(s)	2018-10-08-Room 4-H		
Source Package(s)	1A4010300014ADD000016830		
Package # 3	Production Batch No.	Item Name	Quantity
1A4010300014ADD000016866 Lab Test: SubmittedForTesting Status: Shipped		Vape Bulk - Sour Space Candy (Extracts)	Shp: 7.0900 g
Item Details			
Source Harvest(s)	sour tsu 10/19		
Source Package(s)	1A4010300014ADD000016829		



**OREGON LIQUOR CONTROL COMMISSION
CANNABIS TRANSPORTATION MANIFEST**



19H0085

All sales transactions are to be completed prior to transportation of any CANNABIS. The receiving entity may reject product delivered, but amount delivered must be limited to amount agreed upon in prior sales transaction.

Manifest No.	0001734304	Date Created	8/13/2019 9:51 AM	
Package # 4	Production Batch No.	Item Name		Quantity
1A4010300014ADD000016867 Lab Test: SubmittedForTesting Status: Shipped		Vape Bulk - Royal Gorilla (Extracts)		Shp: 7.0900 g
Item Details				
Source Harvest(s)	(multi-harvest)			
Source Package(s)	1A4010300014ADD000016828			
Package # 5	Production Batch No.	Item Name		Quantity
1A4010300014ADD000016868 Lab Test: SubmittedForTesting Status: Shipped		Vape Bulk - Cherry Pie (Extracts)		Shp: 7.0600 g
Item Details				
Source Harvest(s)	Cherry Pie 10/19			
Source Package(s)	1A4010300014ADD000016821			
PRODUCT REJECTION (if only a portion of shipment is rejected, circle that portion above)				
Name of Person Receiving or Rejecting Product	<i>Leonel Peraza</i>			
I confirm that the contents of this shipment match weight records entered above, and I agree to take custody of those portions of this shipment <i>not</i> circled above. Those portions circled were returned to the individual delivering this shipment.				
Signature	<i>Leonel Peraza</i>		Date	8-13-19
Signature of individual taking receipt of rejected portion of this shipment				



CHAIN OF CUSTODY

Client
 15865 SW 74th Avenue, Ste 110
 Tigard OR, 97224
 (503) 272-8830
 ORELAP ID # 4133
 www.sclicensing.com

Client
 19H0085
 1/1

Address Where Sampled
 500 Industrial wy
 19HOM13

Date Sampled
 8/13/2019
 Received By: CSF

OLCC License #
 10051970949
 Received Date: 8-13-19

OLCC License Type
 Processor
 Name of Sampler: Joel Scott

Email
on file

Phone
on file

Transfer Manifest #
1734304

Sampler OLCC License #
 010-1004748743D
 Place where Sampled: 500 Industrial wy

Sample Type Legend
 U - Usable Marijuana
 C - Concentrate
 P - Product
 O - Other

Sample Name	Time	METRC Label	Unique Batch Number	SC Labs LIMS ID	Sample Type	Total Sample Mass	# of Increments	TESTS REQUESTED						Sample Specific Notes
								Water Activity	Moisture Content	Pesticide	Residual Solvent	Terpene		
3 Kings Feco Primary	9:07	1A4010300014ADD000016864	3 Kings Feco	19HOM13-01	C	3.54	6	X	X	X	X	X		
3 Kings Feco Duplicate	9:11	1A4010300014ADD000016864	3 Kings Feco	19HOM13-02	C	3.5	6	X	X	X	X	X		
3 Kings Vape Duplicate	9:15	1A4010300014ADD000016865	3 Kings Vape	19HOM13-03	C	3.59	6	X	X	X	X	X		
Sour Space Candy Vape Duplicate	9:18	1A4010300014ADD000016866	Sour Space Candy Vape	19HOM13-04	C	3.56	6	X	X	X	X	X		
Royal Gorilla Vape Duplicate	9:28	1A4010300014ADD000016867	Royal Gorilla Vape	19HOM13-05	C	3.49	6	X	X	X	X	X		
Cherry Pie Vape Duplicate	9:30	1A4010300014ADD000016868	Cherry Pie Vape	19HOM13-06	C	3.5#NAME?	6	X	X	X	X	X		
Cherry Pie Vape		6864	Cherry Vape	19HOM13-07	C	3.55	6	X	X	X	X	X		
3 Kings Vape Primary		6865	3 Kings Vape	19HOM13-08	C	3.54	6	X	X	X	X	X		
Sour Space Candy Vape Primary		6866	Sour Space Candy Vape	19HOM13-09	C	3.53	6	X	X	X	X	X		
Royal Gorilla Vape Primary		6867	Royal Gorilla Vape	19HOM13-10	C	3.6	6	X	X	X	X	X		

Notes/Special Considerations: Opt OUT of Sample Duplicate Yes No

Samples Relinquished Print Name: <u>Don Kellington</u> Date: _____ Representative of: <u>OM Extracts</u> Signature: <u>Don Kellington</u> Time: _____	Samples Relinquished Print Name: <u>Scott</u> Date: <u>8/13</u> Representative of: <u>SCC</u> Signature: <u>Scott</u> Time: <u>5:10</u>
Samples Received Print Name: <u>Joel</u> Date: <u>8/13/19</u> Representative of: <u>SC Labs</u> Signature: <u>Joel</u> Time: <u>10:00</u>	Samples Received Print Name: <u>Scott</u> Date: <u>8/13</u> Representative of: <u>SCC</u> Signature: <u>Scott</u> Time: <u>5:10</u>