

Sample Name: **Purple GSC FECO Primary**
Tested for: **OM Extracts**
Compliance Extract

Laboratory ID: 19G0150-07

Matrix: Extracts and Concentrates

Sample Metrc ID: 1A4010300014ADD000016265

Lot # 190722-Purple GSC FECO

License: 10051970949

Batch RFID: 1A4010300014ADD000016221

Date Sampled: 07/23/19 09:44

Batch Size: 1399 (g)

Date Accepted: 07/23/19



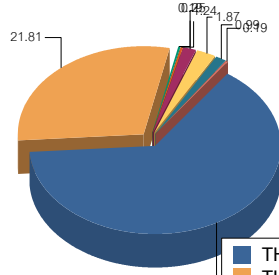
Potency Analysis

Date Extracted: 07/29/19

Analysis Method/SOP: Potency

Date Analyzed: 07/29/19

* - ORELAP certified analyte

Cannabinoids	% weight	mg/g	LOQ (%)	Cannabinoids Profile																		
Total THC ((THCA*0.877)+d9)	66.87	668.7	0.08	 <table border="1"> <tr><td>THC</td><td>47.74</td></tr> <tr><td>THCA</td><td>21.81</td></tr> <tr><td>CBDA</td><td>0.19</td></tr> <tr><td>CBN</td><td>0.25</td></tr> <tr><td>CBG</td><td>1.24</td></tr> <tr><td>CBGA</td><td>1.87</td></tr> <tr><td>CBC</td><td>0.99</td></tr> <tr><td>THCV</td><td>0.19</td></tr> <tr><td>Total</td><td>74.30</td></tr> </table>	THC	47.74	THCA	21.81	CBDA	0.19	CBN	0.25	CBG	1.24	CBGA	1.87	CBC	0.99	THCV	0.19	Total	74.30
THC	47.74																					
THCA	21.81																					
CBDA	0.19																					
CBN	0.25																					
CBG	1.24																					
CBGA	1.87																					
CBC	0.99																					
THCV	0.19																					
Total	74.30																					
Total CBD ((CBDA*0.877)+CBD)	0.17	1.7	0.08																			
d9-THC (d9-Tetrahydrocannabinol)*	47.74	477.4	0.08																			
d8-THC (d8-Tetrahydrocannabinol)*	< LOQ	< LOQ	0.10																			
THCA (d9-Tetrahydrocannabinolic Acid)*	21.81	218.1	0.15																			
CBD (Cannabidiol)*	< LOQ	< LOQ	0.08																			
CBDA (Cannabidiolic Acid)*	0.19	1.9	0.15																			
CBN (Cannabinol)*	0.25	2.5	0.08																			
CBG (Cannabigerol)*	1.24	12.4	0.10																			
CBGA (Cannabigerolic Acid)	1.87	18.7	0.10																			
CBDV (Cannabidivarin)*	< LOQ	< LOQ	0.10																			
CBDVA (Cannabidivarinic Acid)	< LOQ	< LOQ	0.10																			
CBC (Cannabichromene)*	0.99	9.9	0.10																			
THCV (Tetrahydrocannabivarin)	0.19	1.9	0.10																			
Total Cannabinoids	74.30	743	0.08																			

<LOQ - Results below the Limit of Quantitation - Compound not detected



Brian Weigel
Lab Director

These results relate only to the sample included on this report. The report may not be reproduced except in full, without the written permission of SC Laboratories. Samples tested in accordance with Oregon Administrative Rules, TNI 2009 Standard and SC Laboratories quality assurance plan unless otherwise noted.

Sample Name: **Purple GSC FECO Duplicate**
Tested for: **OM Extracts**
Compliance Extract

Laboratory ID: 19G0150-08

Matrix: Extracts and Concentrates

Sample Metrc ID: 1A4010300014ADD000016265

Lot # 190722-Purple GSC FECO

License: 10051970949

Batch RFID: 1A4010300014ADD000016221

Date Sampled: 07/23/19 09:45

Batch Size: 1399 (g)

Date Accepted: 07/23/19

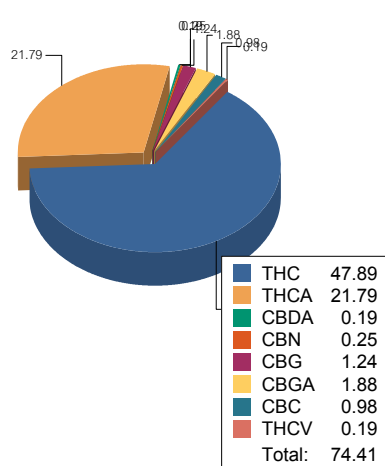
Potency Analysis

Date Extracted: 07/29/19

Analysis Method/SOP: Potency

Date Analyzed: 07/29/19

* - ORELAP certified analyte

Cannabinoids	% weight	mg/g	LOQ (%)	Cannabinoids Profile
Total THC ((THCA*0.877)+d9)	67.00	670	0.08	
Total CBD ((CBDA*0.877)+CBD)	0.17	1.7	0.08	
d9-THC (d9-Tetrahydrocannabinol)*	47.89	478.9	0.08	
d8-THC (d8-Tetrahydrocannabinol)*	< LOQ	< LOQ	0.10	
THCA (d9-Tetrahydrocannabinolic Acid)*	21.79	217.9	0.16	
CBD (Cannabidiol)*	< LOQ	< LOQ	0.08	
CBDA (Cannabidiolic Acid)*	0.19	1.9	0.16	
CBN (Cannabinol)*	0.25	2.5	0.08	
CBG (Cannabigerol)*	1.24	12.4	0.10	
CBGA (Cannabigerolic Acid)	1.88	18.8	0.10	
CBDV (Cannabidivarin)*	< LOQ	< LOQ	0.10	
CBDVA (Cannabidivarinic Acid)	< LOQ	< LOQ	0.10	
CBC (Cannabichromene)*	0.98	9.8	0.10	
THCV (Tetrahydrocannabivarin)	0.19	1.9	0.10	
Total Cannabinoids	74.41	744.1	0.08	

<LOQ - Results below the Limit of Quantitation - Compound not detected

Sample Name: **Purple GSC FECO**

Sample Metrc ID: **1A4010300014ADD000016265**

	Primary Result %	Duplicate Result %	Average %	% RPD	Pass/Fail (<15%RPD)
Total THC ((THCA*0.877)+d9)	66.87	67.00	66.94	0.194	PASS
Total CBD ((CBDA*0.877)+CBD)	0.17	0.17	0.17	NA	NA



Brian Weigel
Lab Director

These results relate only to the sample included on this report. The report may not be reproduced except in full, without the written permission of SC Laboratories. Samples tested in accordance with Oregon Administrative Rules, TNI 2009 Standard and SC Laboratories quality assurance plan unless otherwise noted.

Sample Name: Purple GSC FECO Primary	License: 10051970949
Tested for: OM Extracts	Date Sampled: 07/23/19 09:44
Compliance Extract	Date Accepted: 07/23/19
Laboratory ID:	Sample Metrc ID: 1A4010300014ADD000016265
Matrix: Extracts and Concentrates	Batch RFID: 1A4010300014ADD000016221
Lot # 190722-Purple GSC FECO	Batch Size: 1399 (g)

Terpene Analysis

Date Extracted: 07/29/19

Analysis Method/SOP: Terpenes

Date Analyzed: 07/29/19

Analyte	Result (%)	LOQ	Analyte	Result	LOQ
alpha Pinene	0.117	0.093	Myrcene	0.178	0.093
alpha Phellandrene	< LOQ	0.093	3-Carene	< LOQ	0.093
alpha Terpinene	< LOQ	0.093	Limonene	0.470	0.093
Terpinolene	< LOQ	0.093	Linalool	0.295	0.093
Fenchol	0.105	0.093	Borneol	< LOQ	0.093
Terpineol	< LOQ	0.093	Geraniol	< LOQ	0.093
alpha Humulene	0.571	0.093	beta Caryophyllene	1.369	0.093
Caryophyllene Oxide	< LOQ	0.093	alpha Bisabolol	0.184	0.093
Camphene	< LOQ	0.093	beta Pinene	< LOQ	0.093
Ocimene	< LOQ	0.093	Sabinene	< LOQ	0.093
Camphor	< LOQ	0.093	Isoborneol	< LOQ	0.093
Menthol	< LOQ	0.093	alpha Cedrene	< LOQ	0.093
Nerolidol	0.094	0.093	R-(+)-Pulegone	< LOQ	0.093
Eucalyptol	< LOQ	0.093	p-Cymene	< LOQ	0.093
(-)-Isopulegol	< LOQ	0.093	Geranyl Acetate	< LOQ	0.093
Guaiol	< LOQ	0.093	Valencene	< LOQ	0.093
Phytol	0.103	0.093	Citronellol	< LOQ	0.093
gamma-Terpinene	< LOQ	0.093			
Total Terpenes				3.487 %	

<LOQ - Results below the Limit of Quantitation - Compound not detected

Terpene Analysis is not ORELAP Accredited.

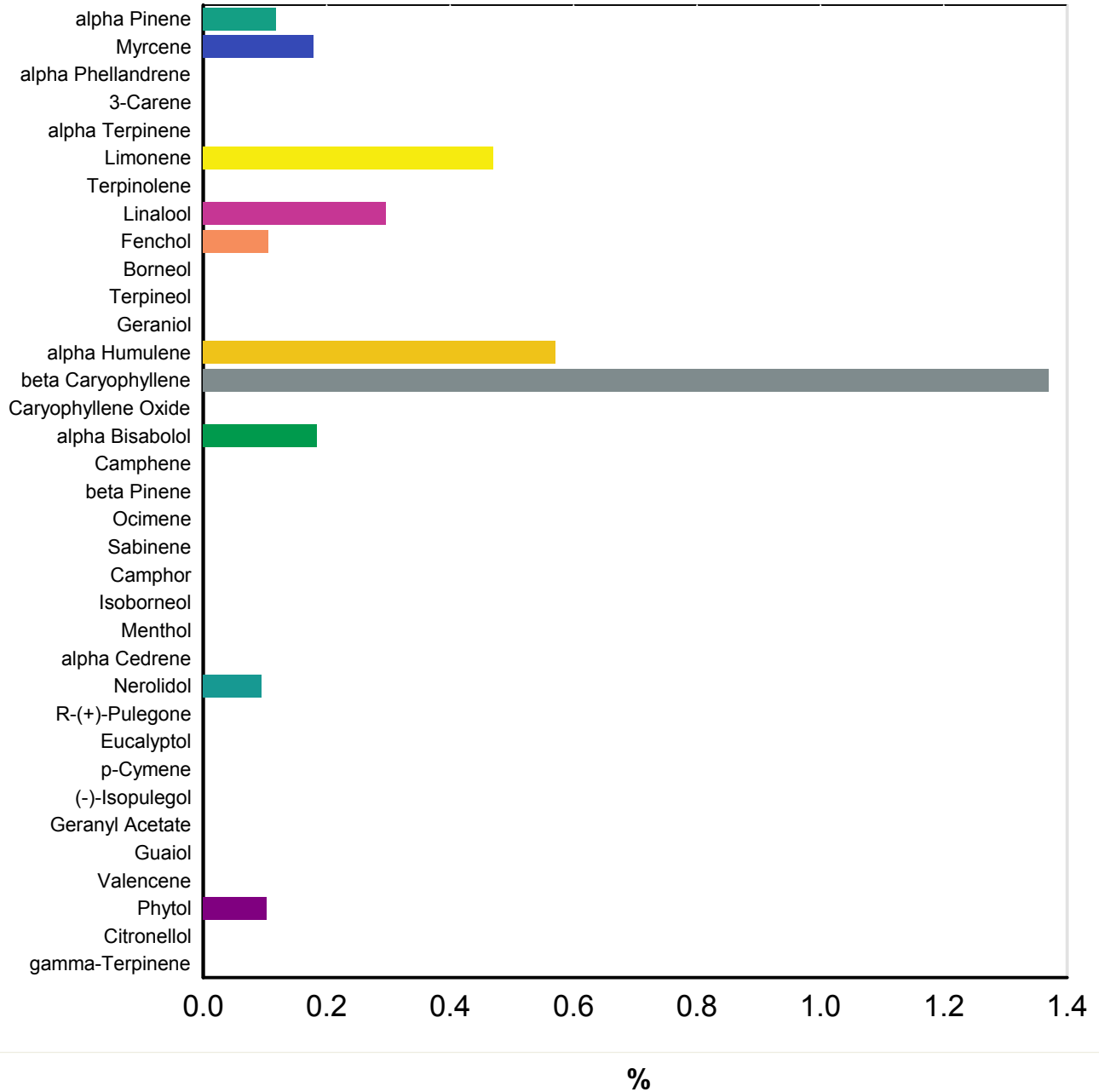


Brian Weigel
Lab Director

These results relate only to the sample included on this report. The report may not be reproduced except in full, without the written permission of SC Laboratories. Samples tested in accordance with Oregon Administrative Rules, TNI 2009 Standard and SC Laboratories quality assurance plan unless otherwise noted.

Sample Name: Purple GSC FECO Primary	License: 10051970949
Tested for: OM Extracts	Date Sampled: 07/23/19 09:44
Compliance Extract	Date Accepted: 07/23/19 17:58
Laboratory ID: 19G0150-07 Matrix: Extracts and	Client/Metric ID: 1A4010300014ADD000016265

Terpene Profile




Brian Weigel
Lab Director

These results relate only to the sample included on this report. The report may not be reproduced except in full, without the written permission of SC Laboratories. Samples tested in accordance with Oregon Administrative Rules, TNI 2009 Standard and SC Laboratories quality assurance plan unless otherwise noted.

Sample Name: **Purple GSC FECO Primary** License: **10051970949**
 Tested for: **OM Extracts** Date Sampled: **07/23/19 09:44**
Compliance Extract Date Accepted: **07/23/19**

Laboratory ID: **19G0150-07** Sample Metric ID: **1A4010300014ADD000016265**
 Matrix: **Extracts and Concentrates** Batch RFID: **1A4010300014ADD000016221**
 Lot # **190722-Purple GSC FECO** Batch Size: **1399 (g)**

Pesticide Analysis in ppm

Date Extracted: 07/29/19 Analysis Method/SOP: Pesticides
 Date Analyzed: 07/30/19 Results above the action levels are highlighted in red #.

Analyte	Result	Action Level	LOQ	Analyte	Result	Action Level	LOQ
Abamectin	< LOQ	0.5	0.249	Acephate	< LOQ	0.4	0.199
Acequinocyl	< LOQ	2	0.996	Acetamiprid	< LOQ	0.2	0.100
Aldicarb	< LOQ	0.4	0.199	Azoxystrobin	< LOQ	0.2	0.100
Bifenazate	< LOQ	0.2	0.100	Bifenthrin	< LOQ	0.2	0.100
Boscalid	< LOQ	0.4	0.199	Carbaryl	< LOQ	0.2	0.100
Carbofuran	< LOQ	0.2	0.100	Chlorantraniliprole	< LOQ	0.2	0.100
Chlorfenapyr	< LOQ	1	0.498	Chlorpyrifos	< LOQ	0.2	0.100
Clofentezine	< LOQ	0.2	0.100	Cyfluthrin	< LOQ	1	0.498
Cypermethrin	< LOQ	1	0.498	Daminozide	< LOQ	1	0.498
DDVP (Dichlorvos)	< LOQ	1	0.498	Diazinon	< LOQ	0.2	0.100
Dimethoate	< LOQ	0.2	0.100	Ethoprophos	< LOQ	0.2	0.100
Etofenprox	< LOQ	0.4	0.199	Etoxazole	< LOQ	0.2	0.100
Fenoxycarb	< LOQ	0.2	0.100	Fenpyroximate	< LOQ	0.4	0.199
Fipronil	< LOQ	0.4	0.199	Fonicamid	< LOQ	1	0.498
Fludioxonil	< LOQ	0.4	0.199	Hexythiazox	< LOQ	1	0.498
Imazalil	< LOQ	0.2	0.100	Imidacloprid	< LOQ	0.4	0.199
Kresoxim-methyl	< LOQ	0.4	0.199	Malathion	< LOQ	0.2	0.100
Metalaxyl	< LOQ	0.2	0.100	Methiocarb	< LOQ	0.2	0.100
Methomyl	< LOQ	0.4	0.199	Methyl parathion	< LOQ	0.2	0.100
MGK-264	< LOQ	0.2	0.100	Myclobutanil	< LOQ	0.2	0.100
Naled	< LOQ	0.5	0.249	Oxamyl	< LOQ	1	0.498
Paclobutrazol	< LOQ	0.4	0.199	Permethrins (total)	< LOQ	0.2	0.100
Phosmet	< LOQ	0.2	0.100	Piperonyl butoxide	< LOQ	2	0.498
Prallethrin	< LOQ	0.2	0.100	Propiconazole	< LOQ	0.4	0.199
Propoxur	< LOQ	0.2	0.100	Pyrethrins (total)	< LOQ	1	0.498
Pyridaben	< LOQ	0.2	0.100	Spinosad	< LOQ	0.2	0.100
Spiromesifen	< LOQ	0.2	0.100	Spirotetramat	< LOQ	0.2	0.100
Spiroxamine	< LOQ	0.4	0.199	Tebuconazole	< LOQ	0.4	0.199
Thiacloprid	< LOQ	0.2	0.100	Thiamethoxam	< LOQ	0.2	0.100
Trifloxystrobin	< LOQ	0.2	0.100				

<LOQ - Results below the Limit of Quantitation - Compound not detected



Brian Weigel
Lab Director

These results relate only to the sample included on this report. The report may not be reproduced except in full, without the written permission of SC Laboratories. Samples tested in accordance with Oregon Administrative Rules, TNI 2009 Standard and SC Laboratories quality assurance plan unless otherwise noted.

Sample Name: **Purple GSC FECO Duplicate** License: **10051970949**
 Tested for: **OM Extracts** Date Sampled: **07/23/19 09:45**
Compliance Extract Date Accepted: **07/23/19**

Laboratory ID: **19G0150-08** Sample Metric ID: **1A4010300014ADD000016265**
 Matrix: **Extracts and Concentrates** Batch RFID: **1A4010300014ADD000016221**
 Lot # **190722-Purple GSC FECO** Batch Size: **1399 (g)**

Pesticide Analysis in ppm

Date Extracted: 07/29/19 Analysis Method/SOP: Pesticides
 Date Analyzed: 07/30/19 Results above the action levels are highlighted in red #.

Analyte	Result	Action Level	LOQ	Analyte	Result	Action Level	LOQ
Abamectin	< LOQ	0.5	0.246	Acephate	< LOQ	0.4	0.197
Acequinocyl	< LOQ	2	0.984	Acetamiprid	< LOQ	0.2	0.098
Aldicarb	< LOQ	0.4	0.197	Azoxystrobin	< LOQ	0.2	0.098
Bifenazate	< LOQ	0.2	0.098	Bifenthrin	< LOQ	0.2	0.098
Boscalid	< LOQ	0.4	0.197	Carbaryl	< LOQ	0.2	0.098
Carbofuran	< LOQ	0.2	0.098	Chlorantraniliprole	< LOQ	0.2	0.098
Chlorfenapyr	< LOQ	1	0.492	Chlorpyrifos	< LOQ	0.2	0.098
Clofentezine	< LOQ	0.2	0.098	Cyfluthrin	< LOQ	1	0.492
Cypermethrin	< LOQ	1	0.492	Daminozide	< LOQ	1	0.492
DDVP (Dichlorvos)	< LOQ	1	0.492	Diazinon	< LOQ	0.2	0.098
Dimethoate	< LOQ	0.2	0.098	Ethoprophos	< LOQ	0.2	0.098
Etofenprox	< LOQ	0.4	0.197	Etoxazole	< LOQ	0.2	0.098
Fenoxycarb	< LOQ	0.2	0.098	Fenpyroximate	< LOQ	0.4	0.197
Fipronil	< LOQ	0.4	0.197	Fonicamid	< LOQ	1	0.492
Fludioxonil	< LOQ	0.4	0.197	Hexythiazox	< LOQ	1	0.492
Imazalil	< LOQ	0.2	0.098	Imidacloprid	< LOQ	0.4	0.197
Kresoxim-methyl	< LOQ	0.4	0.197	Malathion	< LOQ	0.2	0.098
Metalaxyl	< LOQ	0.2	0.098	Methiocarb	< LOQ	0.2	0.098
Methomyl	< LOQ	0.4	0.197	Methyl parathion	< LOQ	0.2	0.098
MGK-264	< LOQ	0.2	0.098	Myclobutanil	< LOQ	0.2	0.098
Naled	< LOQ	0.5	0.246	Oxamyl	< LOQ	1	0.492
Paclobutrazol	< LOQ	0.4	0.197	Permethrins (total)	< LOQ	0.2	0.098
Phosmet	< LOQ	0.2	0.098	Piperonyl butoxide	< LOQ	2	0.492
Prallethrin	< LOQ	0.2	0.098	Propiconazole	< LOQ	0.4	0.197
Propoxur	< LOQ	0.2	0.098	Pyrethrins (total)	< LOQ	1	0.492
Pyridaben	< LOQ	0.2	0.098	Spinosad	< LOQ	0.2	0.098
Spiromesifen	< LOQ	0.2	0.098	Spirotetramat	< LOQ	0.2	0.098
Spiroxamine	< LOQ	0.4	0.197	Tebuconazole	< LOQ	0.4	0.197
Thiacloprid	< LOQ	0.2	0.098	Thiamethoxam	< LOQ	0.2	0.098
Trifloxystrobin	< LOQ	0.2	0.098				

<LOQ - Results below the Limit of Quantitation - Compound not detected



Brian Weigel
Lab Director

These results relate only to the sample included on this report. The report may not be reproduced except in full, without the written permission of SC Laboratories. Samples tested in accordance with Oregon Administrative Rules, TNI 2009 Standard and SC Laboratories quality assurance plan unless otherwise noted.

Sample Name: Purple GSC FECO Primary	License: 10051970949
Tested for: OM Extracts	Date Sampled: 07/23/19 09:44
Compliance Extract	Date Accepted: 07/23/19
Laboratory ID: 19G0150-07	Sample Metric ID: 1A4010300014ADD000016265
Matrix: Extracts and Concentrates	Batch RFID: 1A4010300014ADD000016221
Lot # 190722-Purple GSC FECO	Batch Size: 1399 (g)

Residual Solvents

Solvent	Results in ug/g	Action Level	LOQ	Date Extracted: 07/26/19
1,4-Dioxane	< LOQ	380	174	Date Analyzed: 07/26/19
2-Butanol	< LOQ	5000	2280	Analysis Method/SOP: RST
2-Ethoxyethanol	< LOQ	160	73.1	
2-Propanol (IPA)	< LOQ	5000	2280	
Acetone	< LOQ	5000	2280	
Acetonitrile	< LOQ	400	187	
Benzene	< LOQ	2	0.913	
Butanes	< LOQ	5000	2280	
Cyclohexane	< LOQ	3880	1770	
Dichloromethane (methylene chloride)	< LOQ	600	274	
Ethyl acetate	< LOQ	5000	2280	
Ethyl ether	< LOQ	5000	2280	
Ethylbenzene	< LOQ	2170	991	
Ethylene glycol	< LOQ	620	283	
Ethylene oxide	< LOQ	50	22.8	
Heptane	< LOQ	5000	2280	
Hexanes	< LOQ	290	132	
Isopropyl acetate	< LOQ	5000	2280	
Isopropylbenzene (cumene)	< LOQ	70	32.0	
Methanol	< LOQ	3000	1370	
Pentanes	< LOQ	5000	2280	
Propane	< LOQ	5000	2280	
Tetrahydrofuran	< LOQ	720	329	
Toluene	< LOQ	890	406	
Xylenes	< LOQ	2170	991	

<LOQ - Results below the Limit of Quantitation - Compound not detected
 Results above the Action Level fail state testing requirements and will be highlighted **Red #**.



Brian Weigel
Lab Director

These results relate only to the sample included on this report. The report may not be reproduced except in full, without the written permission of SC Laboratories. Samples tested in accordance with Oregon Administrative Rules, TNI 2009 Standard and SC Laboratories quality assurance plan unless otherwise noted.

Sample Name: Purple GSC FECO Duplicate	License: 10051970949
Tested for: OM Extracts	Date Sampled: 07/23/19 09:45
Compliance Extract	Date Accepted: 07/23/19
Laboratory ID: 19G0150-08	Sample Metric ID: 1A4010300014ADD000016265
Matrix: Extracts and Concentrates	Batch RFID: 1A4010300014ADD000016221
Lot # 190722-Purple GSC FECO	Batch Size: 1399 (g)

Residual Solvents

Solvent	Results in ug/g	Action Level	LOQ
1,4-Dioxane	< LOQ	380	182
2-Butanol	< LOQ	5000	2400
2-Ethoxyethanol	< LOQ	160	76.7
2-Propanol (IPA)	< LOQ	5000	2400
Acetone	< LOQ	5000	2400
Acetonitrile	< LOQ	400	197
Benzene	< LOQ	2	0.959
Butanes	< LOQ	5000	2400
Cyclohexane	< LOQ	3880	1860
Dichloromethane (methylene chloride)	< LOQ	600	288
Ethyl acetate	< LOQ	5000	2400
Ethyl ether	< LOQ	5000	2400
Ethylbenzene	< LOQ	2170	1040
Ethylene glycol	< LOQ	620	297
Ethylene oxide	< LOQ	50	24.0
Heptane	< LOQ	5000	2400
Hexanes	< LOQ	290	139
Isopropyl acetate	< LOQ	5000	2400
Isopropylbenzene (cumene)	< LOQ	70	33.6
Methanol	< LOQ	3000	1440
Pentanes	< LOQ	5000	2400
Propane	< LOQ	5000	2400
Tetrahydrofuran	< LOQ	720	345
Toluene	< LOQ	890	427
Xylenes	< LOQ	2170	1040

Date Extracted: 07/26/19
 Date Analyzed: 07/27/19
 Analysis Method/SOP: RST

<LOQ - Results below the Limit of Quantitation - Compound not detected
 Results above the Action Level fail state testing requirements and will be highlighted Red #.



Brian Weigel
 Lab Director

These results relate only to the sample included on this report. The report may not be reproduced except in full, without the written permission of SC Laboratories. Samples tested in accordance with Oregon Administrative Rules, TNI 2009 Standard and SC Laboratories quality assurance plan unless otherwise noted.

Case Narrative

Solvents - Isopropylbenzene recovered below normally accepted QC criteria in the LCS.
Propylene glycol recovered above normally accepted QC criteria in the MS/MSD.

Pesticides - Abamectin recovered above the upper acceptance limit in the Matrix Spike and Matrix Spike Duplicate. Analytes were below the reporting limit in all client samples.
Daminozide exceeded normally accepted RPD criteria in the Matrix Spike Duplicate. Analytes were below the reporting limit in all client samples.

Terpenes - Phytol result was above QC criteria in the Method Blank.

**Quality Control
Potency**

Batch: B191330 - Potency/Terpenes

Blank(B191330-BLK1)			Extracted - 07/29/19 9:18 Analyzed - 07/29/19 17:51					
Analyte	Result	Units	Spike Level	Source Result	%REC	%REC Limits	RPD	RPD Limit
d9-THC (d9-Tetrahydrocannabinol)	< LOQ	%						
d8-THC (d8-Tetrahydrocannabinol)	< LOQ	%						
THCA (d9-Tetrahydrocannabinolic Acid)	< LOQ	%						
CBD (Cannabidiol)	< LOQ	%						
CBDA (Cannabidiolic Acid)	< LOQ	%						
CBN (Cannabinol)	< LOQ	%						
CBG (Cannabigerol)	< LOQ	%						
CBGA (Cannabigerolic Acid)	< LOQ	%						
CBDV (Cannabidivarin)	< LOQ	%						
CBDVA (Cannabidivarinic Acid)	< LOQ	%						
CBC (Cannabichromene)	< LOQ	%						
THCV (Tetrahydrocannabivarin)	< LOQ	%						

Duplicate(B191330-DUP1)			Extracted - 07/29/19 9:18 Analyzed - 07/29/19 17:59					
Analyte	Result	Units	Spike Level	Source Result	%REC	%REC Limits	RPD	RPD Limit
d9-THC (d9-Tetrahydrocannabinol)	0.68	%		0.67			2.40	20
d8-THC (d8-Tetrahydrocannabinol)	< LOQ	%		< LOQ				20
THCA (d9-Tetrahydrocannabinolic Acid)	79.75	%		77.84			2.43	20
CBD (Cannabidiol)	< LOQ	%		< LOQ				20
CBDA (Cannabidiolic Acid)	0.17	%		0.18			1.40	20
CBN (Cannabinol)	< LOQ	%		< LOQ				20
CBG (Cannabigerol)	0.35	%		0.35			1.85	20
CBGA (Cannabigerolic Acid)	1.51	%		1.49			1.51	20
CBDV (Cannabidivarin)	< LOQ	%		< LOQ				20



Brian Weigel
Lab Director

These results relate only to the sample included on this report. The report may not be reproduced except in full, without the written permission of SC Laboratories. Samples tested in accordance with Oregon Administrative Rules, TNI 2009 Standard and SC Laboratories quality assurance plan unless otherwise noted.

Quality Control Potency (Continued)

Batch: B191330 - Potency/Terpenes (Continued)

Duplicate(B191330-DUP1)		Extracted - 07/29/19 9:18 Analyzed - 07/29/19 17:59						
Analyte	Result	Units	Spike Level	Source Result	%REC	%REC Limits	RPD	RPD Limit
CBDVA (Cannabidivarinic Acid)	< LOQ	%		< LOQ				20
CBC (Cannabichromene)	< LOQ	%		< LOQ				20
THCV (Tetrahydrocannabivarin)	< LOQ	%		< LOQ				20

LCS(B191330-BS1)		Extracted - 07/29/19 9:18 Analyzed - 07/29/19 17:42						
Analyte	Result	Units	Spike Level	Source Result	%REC	%REC Limits	RPD	RPD Limit
d9-THC (d9-Tetrahydrocannabinol)	0.19	%	0.200		96.2	80-120		
THCA (d9-Tetrahydrocannabinolic Acid)	< LOQ	%				80-120		
CBD (Cannabidiol)	0.22	%	0.200		108	80-120		
CBDA (Cannabidiolic Acid)	0.19	%	0.200		95.8	80-120		
CBN (Cannabinol)	0.19	%	0.200		97.3	80-120		



Brian Weigel
Lab Director

These results relate only to the sample included on this report. The report may not be reproduced except in full, without the written permission of SC Laboratories. Samples tested in accordance with Oregon Administrative Rules, TNI 2009 Standard and SC Laboratories quality assurance plan unless otherwise noted.

Quality Control Pesticide Analysis

Batch: B191329 - Pesticide Prep

Analyte	Result	Units	Spike Level	Source Result	%REC	%REC Limits	RPD	RPD Limit
Blank(B191329-BLK1)			Extracted - 07/29/19 11:08 Analyzed - 07/29/19 17:28					
Abamectin	< LOQ	ppm						
Acephate	< LOQ	ppm						
Acequinocyl	< LOQ	ppm						
Acetamiprid	< LOQ	ppm						
Aldicarb	< LOQ	ppm						
Azoxystrobin	< LOQ	ppm						
Bifenazate	< LOQ	ppm						
Bifenthrin	< LOQ	ppm						
Boscalid	< LOQ	ppm						
Carbaryl	< LOQ	ppm						
Carbofuran	< LOQ	ppm						
Chlorantraniliprole	< LOQ	ppm						
Chlorfenapyr	< LOQ	ppm						
Chlorpyrifos	< LOQ	ppm						
Clofentezine	< LOQ	ppm						
Cyfluthrin	< LOQ	ppm						
Cypermethrin	< LOQ	ppm						
Daminozide	< LOQ	ppm						
DDVP (Dichlorvos)	< LOQ	ppm						
Diazinon	< LOQ	ppm						
Dimethoate	< LOQ	ppm						
Ethoprophos	< LOQ	ppm						
Etofenprox	< LOQ	ppm						
Etoxazole	< LOQ	ppm						
Fenoxycarb	< LOQ	ppm						
Fenpyroximate	< LOQ	ppm						
Fipronil	< LOQ	ppm						
Fonicamid	< LOQ	ppm						
Fludioxonil	< LOQ	ppm						
Hexythiazox	< LOQ	ppm						
Imazalil	< LOQ	ppm						
Imidacloprid	< LOQ	ppm						
Kresoxim-methyl	< LOQ	ppm						
Malathion	< LOQ	ppm						
Metalaxyl	< LOQ	ppm						



Brian Weigel
Lab Director

These results relate only to the sample included on this report. The report may not be reproduced except in full, without the written permission of SC Laboratories. Samples tested in accordance with Oregon Administrative Rules, TNI 2009 Standard and SC Laboratories quality assurance plan unless otherwise noted.

Quality Control

Pesticide Analysis (Continued)

Batch: B191329 - Pesticide Prep (Continued)

Blank(B191329-BLK1)			Extracted - 07/29/19 11:08 Analyzed - 07/29/19 17:28					
Analyte	Result	Units	Spike Level	Source Result	%REC	%REC Limits	RPD	RPD Limit
Methiocarb	< LOQ	ppm						
Methomyl	< LOQ	ppm						
Methyl parathion	< LOQ	ppm						
MGK-264	< LOQ	ppm						
Myclobutanil	< LOQ	ppm						
Naled	< LOQ	ppm						
Oxamyl	< LOQ	ppm						
Pacllobutrazol	< LOQ	ppm						
Permethrins (total)	< LOQ	ppm						
Phosmet	< LOQ	ppm						
Piperonyl butoxide	< LOQ	ppm						
Prallethrin	< LOQ	ppm						
Propiconazole	< LOQ	ppm						
Propoxur	< LOQ	ppm						
Pyrethrins (total)	< LOQ	ppm						
Pyridaben	< LOQ	ppm						
Spinosad	< LOQ	ppm						
Spiromesifen	< LOQ	ppm						
Spirotetramat	< LOQ	ppm						
Spiroxamine	< LOQ	ppm						
Tebuconazole	< LOQ	ppm						
Thiacloprid	< LOQ	ppm						
Thiamethoxam	< LOQ	ppm						
Trifloxystrobin	< LOQ	ppm						

LCS(B191329-BS1)			Extracted - 07/29/19 11:08 Analyzed - 07/29/19 17:44					
Analyte	Result	Units	Spike Level	Source Result	%REC	%REC Limits	RPD	RPD Limit
Abamectin	1.04	ppm	0.980		106	15-150		
Acephate	0.97	ppm	1.00		97.4	51-141		
Acequinocyl	0.57	ppm	1.00		56.8	24-84		
Acetamiprid	0.98	ppm	1.00		97.6	50-150		
Aldicarb	0.99	ppm	1.00		99.4	49-146		
Azoxystrobin	0.97	ppm	1.00		97.4	52-136		
Bifenazate	0.87	ppm	1.00		87.2	41-133		
Bifenthrin	0.91	ppm	1.00		90.6	22-130		



Brian Weigel
Lab Director

These results relate only to the sample included on this report. The report may not be reproduced except in full, without the written permission of SC Laboratories. Samples tested in accordance with Oregon Administrative Rules, TNI 2009 Standard and SC Laboratories quality assurance plan unless otherwise noted.

Quality Control

Pesticide Analysis (Continued)

Batch: B191329 - Pesticide Prep (Continued)

LCS(B191329-BS1)		Extracted - 07/29/19 11:08 Analyzed - 07/29/19 17:44						
Analyte	Result	Units	Spike Level	Source Result	%REC	%REC Limits	RPD	RPD Limit
Boscalid	0.93	ppm	1.00		92.8	29-144		
Carbaryl	1.01	ppm	1.00		101	61-127		
Carbofuran	0.95	ppm	1.00		95.3	62-136		
Chlorantraniliprole	0.88	ppm	1.00		88.1	41-150		
Chlorfenapyr	0.90	ppm	1.00		90.4	23-143		
Chlorpyrifos	0.88	ppm	1.00		87.7	29-124		
Clofentezine	1.02	ppm	1.00		102	40-127		
Cyfluthrin	1.10	ppm	1.00		110	32-147		
Cypermethrin	0.95	ppm	1.00		94.9	21-144		
Daminozide	0.88	ppm	1.00		87.8	15-91		
DDVP (Dichlorvos)	0.95	ppm	1.00		94.7	55-150		
Diazinon	1.03	ppm	1.00		103	43-127		
Dimethoate	1.02	ppm	1.00		102	62-136		
Ethoprophos	0.97	ppm	1.00		96.5	45-142		
Etofenprox	0.87	ppm	1.00		87.3	24-113		
Etoxazole	0.91	ppm	1.00		90.8	34-121		
Fenoxycarb	0.96	ppm	1.00		96.1	22-150		
Fenpyroximate	0.95	ppm	1.00		95.4	34-144		
Fipronil	0.90	ppm	1.00		90.1	25-149		
Flonicamid	1.08	ppm	1.00		108	53-144		
Fludioxonil	0.94	ppm	1.00		94.2	29-132		
Hexythiazox	0.90	ppm	1.00		89.9	22-111		
Imazalil	0.94	ppm	1.00		94.3	48-125		
Imidacloprid	0.95	ppm	1.00		95.3	41-150		
Kresoxim-methyl	1.03	ppm	1.00		103	43-140		
Malathion	0.96	ppm	1.00		96.0	25-148		
Metalaxyl	1.00	ppm	1.00		99.9	50-136		
Methiocarb	1.01	ppm	1.00		101	56-132		
Methomyl	0.94	ppm	1.00		94.4	40-150		
Methyl parathion	0.94	ppm	1.00		94.2	15-150		
MGK-264	0.60	ppm	0.630		95.5	32-134		
Myclobutanil	0.97	ppm	1.00		96.8	43-141		
Naled	0.95	ppm	1.00		95.3	15-136		
Oxamyl	1.03	ppm	1.00		103	56-133		
Paclobutrazol	0.95	ppm	1.00		95.0	34-143		



Brian Weigel
Lab Director

These results relate only to the sample included on this report. The report may not be reproduced except in full, without the written permission of SC Laboratories. Samples tested in accordance with Oregon Administrative Rules, TNI 2009 Standard and SC Laboratories quality assurance plan unless otherwise noted.

Quality Control Pesticide Analysis (Continued)

Batch: B191329 - Pesticide Prep (Continued)

LCS(B191329-BS1)		Extracted - 07/29/19 11:08 Analyzed - 07/29/19 17:44						
Analyte	Result	Units	Spike Level	Source Result	%REC	%REC Limits	RPD	RPD Limit
Permethrins (total)	0.86	ppm	1.00		86.4	31-113		
Phosmet	0.94	ppm	1.00		94.2	53-124		
Piperonyl butoxide	0.91	ppm	1.00		90.8	39-128		
Prallethrin	0.90	ppm	1.00		90.5	43-140		
Propiconazole	1.05	ppm	1.00		105	47-124		
Propoxur	0.93	ppm	1.00		92.9	63-135		
Pyrethrins (total)	0.58	ppm	0.630		92.6	19-144		
Pyridaben	0.89	ppm	1.00		89.1	31-122		
Spinosad	0.87	ppm	0.820		106	24-147		
Spiromesifen	0.91	ppm	1.00		91.5	49-133		
Spirotetramat	0.95	ppm	1.00		95.4	29-150		
Spiroxamine	0.93	ppm	1.00		93.3	15-122		
Tebuconazole	1.09	ppm	1.00		109	40-133		
Thiacloprid	0.95	ppm	1.00		94.6	60-143		
Thiamethoxam	0.98	ppm	1.00		98.2	42-146		
Trifloxystrobin	1.05	ppm	1.00		105	41-148		

Matrix Spike(B191329-MS1)		Extracted - 07/29/19 11:08 Analyzed - 07/29/19 18:00						
Analyte	Result	Units	Spike Level	Source Result	%REC	%REC Limits	RPD	RPD Limit
Abamectin	1.84	ppm	0.956	< LOQ	192	21-150		
Acephate	0.92	ppm	0.976	< LOQ	94.6	48-131		
Acequinocyl	0.49	ppm	0.976	< LOQ	50.1	16-148		
Acetamiprid	0.98	ppm	0.976	< LOQ	101	50-145		
Aldicarb	0.99	ppm	0.976	< LOQ	102	53-133		
Azoxystrobin	0.88	ppm	0.976	< LOQ	89.7	35-147		
Bifenazate	0.87	ppm	0.976	< LOQ	89.6	43-143		
Bifenthrin	0.50	ppm	0.976	< LOQ	51.5	16-107		
Boscalid	0.84	ppm	0.976	< LOQ	85.7	42-140		
Carbaryl	0.95	ppm	0.976	< LOQ	97.7	71-113		
Carbofuran	0.97	ppm	0.976	< LOQ	99.6	73-118		
Chlorantraniliprole	0.83	ppm	0.976	< LOQ	85.5	45-136		
Chlorfenapyr	0.72	ppm	0.976	< LOQ	74.2	15-150		
Chlorpyrifos	0.81	ppm	0.976	< LOQ	82.7	24-125		
Clofentezine	0.75	ppm	0.976	< LOQ	76.6	38-118		
Cyfluthrin	0.86	ppm	0.976	< LOQ	87.7	23-139		



Brian Weigel
 Lab Director

These results relate only to the sample included on this report. The report may not be reproduced except in full, without the written permission of SC Laboratories. Samples tested in accordance with Oregon Administrative Rules, TNI 2009 Standard and SC Laboratories quality assurance plan unless otherwise noted.

Quality Control Pesticide Analysis (Continued)

Batch: B191329 - Pesticide Prep (Continued)

Matrix Spike(B191329-MS1)			Extracted - 07/29/19 11:08 Analyzed - 07/29/19 18:00					
Analyte	Result	Units	Spike Level	Source Result	%REC	%REC Limits	RPD	RPD Limit
Cypermethrin	0.87	ppm	0.976	< LOQ	89.1	38-150		
Daminozide	0.85	ppm	0.976	< LOQ	87.2	15-150		
DDVP (Dichlorvos)	0.96	ppm	0.976	< LOQ	97.9	64-124		
Diazinon	0.88	ppm	0.976	< LOQ	89.9	50-123		
Dimethoate	0.95	ppm	0.976	< LOQ	97.7	69-116		
Ethoprophos	0.88	ppm	0.976	< LOQ	89.7	39-146		
Etofenprox	0.75	ppm	0.976	< LOQ	76.8	31-117		
Etoxazole	0.76	ppm	0.976	< LOQ	78.0	35-136		
Fenoxycarb	0.92	ppm	0.976	< LOQ	94.6	23-150		
Fenpyroximate	1.01	ppm	0.976	< LOQ	103	30-143		
Fipronil	0.85	ppm	0.976	< LOQ	86.7	15-150		
Flonicamid	1.02	ppm	0.976	< LOQ	104	50-131		
Fludioxonil	0.88	ppm	0.976	< LOQ	90.5	44-150		
Hexythiazox	0.88	ppm	0.976	< LOQ	90.0	34-144		
Imazalil	0.70	ppm	0.976	< LOQ	71.4	54-124		
Imidacloprid	0.97	ppm	0.976	< LOQ	99.5	39-150		
Kresoxim-methyl	0.91	ppm	0.976	< LOQ	93.7	46-134		
Malathion	0.88	ppm	0.976	< LOQ	90.6	26-148		
Metalaxyl	0.93	ppm	0.976	< LOQ	95.7	60-127		
Methiocarb	0.95	ppm	0.976	< LOQ	97.8	50-131		
Methomyl	0.91	ppm	0.976	< LOQ	92.8	47-135		
Methyl parathion	0.92	ppm	0.976	< LOQ	94.0	15-150		
MGK-264	0.55	ppm	0.615	< LOQ	89.9	20-130		
Myclobutanil	0.86	ppm	0.976	< LOQ	88.6	43-134		
Naled	0.87	ppm	0.976	< LOQ	89.0	38-140		
Oxamyl	0.95	ppm	0.976	< LOQ	97.6	48-127		
Paclobutrazol	0.81	ppm	0.976	< LOQ	82.6	30-136		
Permethrins (total)	0.75	ppm	0.976	< LOQ	77.2	20-120		
Phosmet	0.86	ppm	0.976	< LOQ	88.6	51-134		
Piperonyl butoxide	0.61	ppm	0.976	< LOQ	62.7	36-134		
Prallethrin	0.94	ppm	0.976	< LOQ	96.6	23-149		
Propiconazole	0.82	ppm	0.976	< LOQ	84.2	45-133		
Propoxur	0.94	ppm	0.976	< LOQ	96.5	59-130		
Pyrethrins (total)	0.65	ppm	0.615	< LOQ	105	15-146		
Pyridaben	0.65	ppm	0.976	< LOQ	66.9	15-150		



Brian Weigel
 Lab Director

These results relate only to the sample included on this report. The report may not be reproduced except in full, without the written permission of SC Laboratories. Samples tested in accordance with Oregon Administrative Rules, TNI 2009 Standard and SC Laboratories quality assurance plan unless otherwise noted.

Quality Control Pesticide Analysis (Continued)

Batch: B191329 - Pesticide Prep (Continued)

Matrix Spike(B191329-MS1)			Extracted - 07/29/19 11:08 Analyzed - 07/29/19 18:00					
Analyte	Result	Units	Spike Level	Source Result	%REC	%REC Limits	RPD	RPD Limit
Spinosad	0.57	ppm	0.800	< LOQ	71.0	23-150		
Spiromesifen	0.81	ppm	0.976	< LOQ	82.6	27-127		
Spirotetramat	0.88	ppm	0.976	< LOQ	90.0	33-150		
Spiroxamine	0.72	ppm	0.976	< LOQ	73.9	54-134		
Tebuconazole	0.85	ppm	0.976	< LOQ	87.1	22-126		
Thiacloprid	0.93	ppm	0.976	< LOQ	95.2	53-138		
Thiamethoxam	0.94	ppm	0.976	< LOQ	95.8	40-134		
Trifloxystrobin	0.99	ppm	0.976	< LOQ	102	25-140		

Matrix Spike Dup(B191329-MSD1)			Extracted - 07/29/19 11:08 Analyzed - 07/29/19					
Analyte	Result	Units	Spike Level	Source Result	%REC	%REC Limits	RPD	RPD Limit
Abamectin	1.48	ppm	0.948	< LOQ	156	21-150	20.9	40
Acephate	0.91	ppm	0.968	< LOQ	94.0	48-131	0.681	26
Acequinocyl	0.55	ppm	0.968	< LOQ	57.2	16-148	13.2	50
Acetamiprid	0.92	ppm	0.968	< LOQ	94.8	50-145	5.94	30
Aldicarb	0.92	ppm	0.968	< LOQ	95.0	53-133	6.85	30
Azoxystrobin	0.84	ppm	0.968	< LOQ	87.1	35-147	2.91	29
Bifenazate	0.81	ppm	0.968	< LOQ	83.9	43-143	6.61	30
Bifenthrin	0.48	ppm	0.968	< LOQ	49.2	16-107	4.52	29
Boscalid	0.79	ppm	0.968	< LOQ	81.5	42-140	4.98	30
Carbaryl	0.89	ppm	0.968	< LOQ	91.9	71-113	6.10	20
Carbofuran	0.90	ppm	0.968	< LOQ	93.5	73-118	6.27	20
Chlorantraniliprole	0.78	ppm	0.968	< LOQ	80.6	45-136	5.85	30
Chlorfenapyr	0.82	ppm	0.968	< LOQ	84.4	15-150	12.8	50
Chlorpyrifos	0.74	ppm	0.968	< LOQ	76.8	24-125	7.45	29
Clofentezine	0.78	ppm	0.968	< LOQ	80.3	38-118	4.66	26
Cyfluthrin	0.75	ppm	0.968	< LOQ	77.2	23-139	12.7	50
Cypermethrin	0.87	ppm	0.968	< LOQ	89.8	38-150	0.868	30
Daminozide	0.65	ppm	0.968	< LOQ	66.7	15-150	26.6	26
DDVP (Dichlorvos)	0.89	ppm	0.968	< LOQ	91.7	64-124	6.52	27
Diazinon	0.88	ppm	0.968	< LOQ	90.6	50-123	0.786	20
Dimethoate	0.91	ppm	0.968	< LOQ	94.2	69-116	3.63	20
Ethoprophos	0.86	ppm	0.968	< LOQ	88.6	39-146	1.30	30
Etofenprox	0.72	ppm	0.968	< LOQ	74.0	31-117	3.79	27
Etoxazole	0.72	ppm	0.968	< LOQ	74.8	35-136	4.06	30



Brian Weigel
 Lab Director

These results relate only to the sample included on this report. The report may not be reproduced except in full, without the written permission of SC Laboratories. Samples tested in accordance with Oregon Administrative Rules, TNI 2009 Standard and SC Laboratories quality assurance plan unless otherwise noted.

Quality Control

Pesticide Analysis (Continued)

Batch: B191329 - Pesticide Prep (Continued)

Matrix Spike Dup(B191329-MSD1)			Extracted - 07/29/19 11:08 Analyzed - 07/29/19					
Analyte	Result	Units	Spike Level	Source Result	%REC	%REC Limits	RPD	RPD Limit
Fenoxycarb	0.82	ppm	0.968	< LOQ	85.1	23-150	10.6	40
Fenpyroximate	0.97	ppm	0.968	< LOQ	100	30-143	3.17	26
Fipronil	0.76	ppm	0.968	< LOQ	78.9	15-150	9.39	30
Flonicamid	0.97	ppm	0.968	< LOQ	100	50-131	4.19	26
Fludioxonil	0.81	ppm	0.968	< LOQ	84.0	44-150	7.39	30
Hexythiazox	0.98	ppm	0.968	< LOQ	101	34-144	11.6	28
Imazalil	0.65	ppm	0.968	< LOQ	66.9	54-124	6.47	24
Imidacloprid	0.90	ppm	0.968	< LOQ	92.7	39-150	7.08	30
Kresoxim-methyl	0.93	ppm	0.968	< LOQ	95.6	46-134	2.00	20
Malathion	0.83	ppm	0.968	< LOQ	86.2	26-148	4.94	50
Metalaxyl	0.88	ppm	0.968	< LOQ	91.0	60-127	5.04	30
Methiocarb	0.88	ppm	0.968	< LOQ	91.3	50-131	6.84	30
Methomyl	0.89	ppm	0.968	< LOQ	92.4	47-135	0.453	20
Methyl parathion	0.76	ppm	0.968	< LOQ	78.3	15-150	18.3	50
MGK-264	0.53	ppm	0.610	< LOQ	86.7	20-130	3.60	30
Myclobutanil	0.84	ppm	0.968	< LOQ	86.6	43-134	2.29	30
Naled	0.82	ppm	0.968	< LOQ	84.4	38-140	5.32	30
Oxamyl	0.93	ppm	0.968	< LOQ	96.3	48-127	1.28	28
Paclobutrazol	0.78	ppm	0.968	< LOQ	80.3	30-136	2.89	30
Permethrins (total)	0.75	ppm	0.968	< LOQ	77.2	20-120	0.0146	28
Phosmet	0.82	ppm	0.968	< LOQ	84.6	51-134	4.59	30
Piperonyl butoxide	0.69	ppm	0.968	< LOQ	71.5	36-134	13.1	30
Prallethrin	0.91	ppm	0.968	< LOQ	94.1	23-149	2.67	30
Propiconazole	0.85	ppm	0.968	< LOQ	87.6	45-133	3.97	30
Propoxur	0.89	ppm	0.968	< LOQ	92.3	59-130	4.43	29
Pyrethrins (total)	0.62	ppm	0.610	< LOQ	102	15-146	3.57	28
Pyridaben	0.61	ppm	0.968	< LOQ	63.4	15-150	5.33	29
Spinosad	0.63	ppm	0.793	< LOQ	79.6	23-150	11.4	30
Spiromesifen	0.78	ppm	0.968	< LOQ	81.0	27-127	1.94	28
Spirotetramat	0.84	ppm	0.968	< LOQ	86.5	33-150	4.02	30
Spiroxamine	0.68	ppm	0.968	< LOQ	70.4	54-134	4.85	30
Tebuconazole	1.00	ppm	0.968	< LOQ	104	22-126	17.4	21
Thiacloprid	0.86	ppm	0.968	< LOQ	89.2	53-138	6.58	30
Thiamethoxam	0.92	ppm	0.968	< LOQ	95.5	40-134	0.376	28
Trifloxystrobin	1.01	ppm	0.968	< LOQ	105	25-140	2.64	30



Brian Weigel
Lab Director

These results relate only to the sample included on this report. The report may not be reproduced except in full, without the written permission of SC Laboratories. Samples tested in accordance with Oregon Administrative Rules, TNI 2009 Standard and SC Laboratories quality assurance plan unless otherwise noted.

Quality Control Solvent Analysis

Batch: B191328 - Residual Solvent Prep

Blank(B191328-BLK1)			Extracted - 07/26/19 9:16 Analyzed - 07/26/19 19:48					
Analyte	Result	Units	Spike Level	Source Result	%REC	%REC Limits	RPD	RPD Limit
1,4-Dioxane	< LOQ	ug/g						
2-Butanol	< LOQ	ug/g						
2-Ethoxyethanol	< LOQ	ug/g						
2-Propanol (IPA)	< LOQ	ug/g						
Acetone	< LOQ	ug/g						
Acetonitrile	< LOQ	ug/g						
Benzene	< LOQ	ug/g						
Butanes	< LOQ	ug/g						
Cyclohexane	< LOQ	ug/g						
Dichloromethane (methylene chloride)	< LOQ	ug/g						
Ethyl acetate	< LOQ	ug/g						
Ethyl ether	< LOQ	ug/g						
Ethylbenzene	< LOQ	ug/g						
Ethylene glycol	< LOQ	ug/g						
Ethylene oxide	< LOQ	ug/g						
Heptane	< LOQ	ug/g						
Hexanes	< LOQ	ug/g						
Isopropyl acetate	< LOQ	ug/g						
Isopropylbenzene (cumene)	< LOQ	ug/g						
Methanol	< LOQ	ug/g						
Pentanes	< LOQ	ug/g						
Propane	< LOQ	ug/g						
Tetrahydrofuran	< LOQ	ug/g						
Toluene	< LOQ	ug/g						
Xylenes	< LOQ	ug/g						

LCS(B191328-BS1)			Extracted - 07/26/19 9:16 Analyzed - 07/26/19 18:45					
Analyte	Result	Units	Spike Level	Source Result	%REC	%REC Limits	RPD	RPD Limit
1,4-Dioxane	590	ug/g	570		104	70-130		
2,2-Dimethylbutane	496	ug/g	435		114	70-130		
2,2-Dimethylpropane (neopentane)	2930	ug/g	3120		93.6	60-140		
2-Butanol	3400	ug/g	3500		97.3	70-130		
2-Ethoxyethanol	220	ug/g	240		91.5	60-140		
2-Methylbutane (isopentane)	4220	ug/g	3500		121	70-130		
2-Methylpentane/2,3-Dimethylbutane	977	ug/g	870		112	70-130		



Brian Weigel
Lab Director

These results relate only to the sample included on this report. The report may not be reproduced except in full, without the written permission of SC Laboratories. Samples tested in accordance with Oregon Administrative Rules, TNI 2009 Standard and SC Laboratories quality assurance plan unless otherwise noted.

Quality Control

Solvent Analysis (Continued)

Batch: B191328 - Residual Solvent Prep (Continued)

LCS(B191328-BS1)		Extracted - 07/26/19 9:16 Analyzed - 07/26/19 18:45						
Analyte	Result	Units	Spike Level	Source Result	%REC	%REC Limits	RPD	RPD Limit
2-Methylpropane (isobutane)	3400	ug/g	3120		109	60-140		
2-Propanol (IPA)	3490	ug/g	3500		99.7	70-130		
3-Methylpentane	469	ug/g	435		108	70-130		
Acetone	3890	ug/g	3500		111	70-130		
Acetonitrile	627	ug/g	615		102	70-130		
Benzene	2.92	ug/g	3.00		97.5	70-130		
Cyclohexane	6660	ug/g	5820		114	70-130		
Dichloromethane (methylene chloride)	964	ug/g	900		107	70-130		
Ethyl acetate	3910	ug/g	3500		112	70-130		
Ethyl ether	4320	ug/g	3500		124	70-130		
Ethylbenzene	3280	ug/g	3250		101	70-130		
Ethylene glycol	1150	ug/g	930		124	60-140		
Ethylene oxide	398	ug/g	375		106	60-140		
Heptane	3940	ug/g	3500		113	70-130		
Isopropyl acetate	3820	ug/g	3500		109	70-130		
Isopropylbenzene (cumene)	52.4	ug/g	105		49.9	70-130		
m,p-Xylene	6770	ug/g	6510		104	60-140		
Methanol	2700	ug/g	2500		108	70-130		
n-Butane	3460	ug/g	3120		111	60-140		
n-Hexane	485	ug/g	435		112	70-130		
n-Pentane	4300	ug/g	3500		123	70-130		
Propane	1290	ug/g	1250		103	60-140		
Tetrahydrofuran	1170	ug/g	1080		109	70-130		
Toluene	1310	ug/g	1340		98.2	70-130		
o-Xylene	3190	ug/g	3250		98.2	70-130		

Matrix Spike(B191328-MS1)		Extracted - 07/26/19 9:16 Analyzed - 07/26/19 19:06						
Analyte	Result	Units	Spike Level	Source Result	%REC	%REC Limits	RPD	RPD Limit
1,4-Dioxane	536	ug/g	527	< LOQ	102	70-130		
2,2-Dimethylbutane	446	ug/g	402	< LOQ	111	70-130		
2,2-Dimethylpropane (neopentane)	2710	ug/g	2890	< LOQ	94.0	60-140		
2-Butanol	3140	ug/g	3230	< LOQ	97.2	70-130		
2-Ethoxyethanol	187	ug/g	222	< LOQ	84.3	60-140		
2-Methylbutane (isopentane)	3840	ug/g	3230	< LOQ	119	70-130		
2-Methylpentane/2,3-Dimethylbutane	887	ug/g	804	< LOQ	110	70-130		



Brian Weigel
Lab Director

These results relate only to the sample included on this report. The report may not be reproduced except in full, without the written permission of SC Laboratories. Samples tested in accordance with Oregon Administrative Rules, TNI 2009 Standard and SC Laboratories quality assurance plan unless otherwise noted.

Quality Control

Solvent Analysis (Continued)

Batch: B191328 - Residual Solvent Prep (Continued)

Matrix Spike(B191328-MS1)			Extracted - 07/26/19 9:16 Analyzed - 07/26/19 19:06					
Analyte	Result	Units	Spike Level	Source Result	%REC	%REC Limits	RPD	RPD Limit
2-Methylpropane (isobutane)	3030	ug/g	2890	< LOQ	105	60-140		
2-Propanol (IPA)	3250	ug/g	3230	< LOQ	101	70-130		
3-Methylpentane	431	ug/g	402	< LOQ	107	70-130		
Acetone	3590	ug/g	3230	70.1	109	70-130		
Acetonitrile	574	ug/g	568	< LOQ	101	70-130		
Benzene	2.66	ug/g	2.77	< LOQ	95.9	70-130		
Cyclohexane	6230	ug/g	5380	< LOQ	116	70-130		
Dichloromethane (methylene chloride)	896	ug/g	831	< LOQ	108	70-130		
Ethyl acetate	3560	ug/g	3230	< LOQ	110	70-130		
Ethyl ether	3970	ug/g	3230	< LOQ	123	70-130		
Ethylbenzene	3120	ug/g	3000	< LOQ	104	70-130		
Ethylene glycol	1250	ug/g	859	< LOQ	146	60-140		
Ethylene oxide	347	ug/g	346	< LOQ	100	60-140		
Heptane	3670	ug/g	3230	< LOQ	113	70-130		
Isopropyl acetate	3470	ug/g	3230	< LOQ	107	70-130		
Isopropylbenzene (cumene)	122	ug/g	97.0	< LOQ	125	70-130		
m,p-Xylene	6470	ug/g	6020	< LOQ	108	60-140		
Methanol	2600	ug/g	2310	< LOQ	113	70-130		
n-Butane	3120	ug/g	2890	< LOQ	108	60-140		
n-Hexane	454	ug/g	402	5.64	112	70-130		
n-Pentane	3960	ug/g	3230	< LOQ	122	70-130		
Propane	1150	ug/g	1150	< LOQ	100	60-140		
Tetrahydrofuran	1070	ug/g	998	< LOQ	107	70-130		
Toluene	1260	ug/g	1240	< LOQ	102	70-130		
o-Xylene	3070	ug/g	3000	< LOQ	102	70-130		

Matrix Spike Dup(B191328-MSD1)			Extracted - 07/26/19 9:16 Analyzed - 07/26/19					
Analyte	Result	Units	Spike Level	Source Result	%REC	%REC Limits	RPD	RPD Limit
1,4-Dioxane	574	ug/g	553	< LOQ	104	70-130	6.77	30
2,2-Dimethylbutane	487	ug/g	422	< LOQ	115	70-130	8.76	30
2,2-Dimethylpropane (neopentane)	2920	ug/g	3030	< LOQ	96.3	60-140	7.43	30
2-Butanol	3350	ug/g	3400	< LOQ	98.7	70-130	6.46	30
2-Ethoxyethanol	203	ug/g	233	< LOQ	87.1	60-140	8.19	30
2-Methylbutane (isopentane)	4210	ug/g	3400	< LOQ	124	70-130	9.11	30
2-Methylpentane/2,3-Dimethylbutane	959	ug/g	845	< LOQ	114	70-130	7.81	30



 Brian Weigel
 Lab Director

These results relate only to the sample included on this report. The report may not be reproduced except in full, without the written permission of SC Laboratories. Samples tested in accordance with Oregon Administrative Rules, TNI 2009 Standard and SC Laboratories quality assurance plan unless otherwise noted.

Quality Control

Solvent Analysis (Continued)

Batch: B191328 - Residual Solvent Prep (Continued)

Matrix Spike Dup(B191328-MSD1)			Extracted - 07/26/19 9:16 Analyzed - 07/26/19					
Analyte	Result	Units	Spike Level	Source Result	%REC	%REC Limits	RPD	RPD Limit
2-Methylpropane (isobutane)	3260	ug/g	3030	< LOQ	108	60-140	7.58	30
2-Propanol (IPA)	3480	ug/g	3400	< LOQ	102	70-130	6.80	30
3-Methylpentane	465	ug/g	422	< LOQ	110	70-130	7.67	30
Acetone	3870	ug/g	3400	70.1	112	70-130	7.50	30
Acetonitrile	615	ug/g	597	< LOQ	103	70-130	6.81	30
Benzene	2.76	ug/g	2.91	< LOQ	94.8	70-130	3.82	30
Cyclohexane	6730	ug/g	5660	< LOQ	119	70-130	7.77	30
Dichloromethane (methylene chloride)	967	ug/g	874	< LOQ	111	70-130	7.67	30
Ethyl acetate	3830	ug/g	3400	< LOQ	113	70-130	7.28	30
Ethyl ether	4360	ug/g	3400	< LOQ	128	70-130	9.22	30
Ethylbenzene	3420	ug/g	3160	< LOQ	108	70-130	9.06	30
Ethylene glycol	1340	ug/g	903	< LOQ	148	60-140	6.76	30
Ethylene oxide	379	ug/g	364	< LOQ	104	60-140	8.79	30
Heptane	3970	ug/g	3400	< LOQ	117	70-130	8.03	30
Isopropyl acetate	3720	ug/g	3400	< LOQ	110	70-130	7.01	30
Isopropylbenzene (cumene)	123	ug/g	102	< LOQ	121	70-130	1.52	30
m,p-Xylene	7090	ug/g	6320	< LOQ	112	60-140	9.16	30
Methanol	2860	ug/g	2430	< LOQ	118	70-130	9.40	30
n-Butane	3380	ug/g	3030	< LOQ	111	60-140	7.96	30
n-Hexane	486	ug/g	422	5.64	114	70-130	6.84	30
n-Pentane	4320	ug/g	3400	< LOQ	127	70-130	8.69	30
Propane	1230	ug/g	1210	< LOQ	101	60-140	6.30	30
Tetrahydrofuran	1150	ug/g	1050	< LOQ	109	70-130	7.13	30
Toluene	1350	ug/g	1300	< LOQ	104	70-130	6.88	30
o-Xylene	3340	ug/g	3160	< LOQ	106	70-130	8.23	30



Brian Weigel
Lab Director

These results relate only to the sample included on this report. The report may not be reproduced except in full, without the written permission of SC Laboratories. Samples tested in accordance with Oregon Administrative Rules, TNI 2009 Standard and SC Laboratories quality assurance plan unless otherwise noted.

Quality Control Terpene Analysis

Batch: B191331 - Potency/Terpenes

Blank(B191331-BLK1)			Extracted - 07/29/19 9:18 Analyzed - 07/29/19 14:29					
Analyte	Result	Units	Spike Level	Source Result	%REC	%REC Limits	RPD	RPD Limit
alpha Pinene	< LOQ	%						
Myrcene	< LOQ	%						
alpha Phellandrene	< LOQ	%						
3-Carene	< LOQ	%						
alpha Terpinene	< LOQ	%						
Limonene	< LOQ	%						
Terpinolene	< LOQ	%						
Linalool	< LOQ	%						
Fenchol	< LOQ	%						
Borneol	< LOQ	%						
Terpineol	< LOQ	%						
Geraniol	< LOQ	%						
alpha Humulene	< LOQ	%						
beta Caryophyllene	< LOQ	%						
Caryophyllene Oxide	< LOQ	%						
alpha Bisabolol	< LOQ	%						
Camphene	< LOQ	%						
beta Pinene	< LOQ	%						
Ocimene	< LOQ	%						
Sabinene	< LOQ	%						
Camphor	< LOQ	%						
Isoborneol	< LOQ	%						
Menthol	< LOQ	%						
alpha Cedrene	< LOQ	%						
Nerolidol	< LOQ	%						
R-(+)-Pulegone	< LOQ	%						
Eucalyptol	< LOQ	%						
p-Cymene	< LOQ	%						
(-)-Isopulegol	< LOQ	%						
Geranyl Acetate	< LOQ	%						
Guaiol	< LOQ	%						
Valencene	< LOQ	%						
Phytol	0.174	%						
Citronellol	< LOQ	%						
gamma-Terpinene	< LOQ	%						



Brian Weigel
Lab Director

These results relate only to the sample included on this report. The report may not be reproduced except in full, without the written permission of SC Laboratories. Samples tested in accordance with Oregon Administrative Rules, TNI 2009 Standard and SC Laboratories quality assurance plan unless otherwise noted.

Quality Control Terpene Analysis (Continued)

Batch: B191331 - Potency/Terpenes (Continued)

Duplicate(B191331-DUP1)		Extracted - 07/29/19 9:18 Analyzed - 07/29/19 14:29						
Analyte	Result	Units	Spike Level	Source Result	%REC	%REC Limits	RPD	RPD Limit
alpha Pinene	0.159	%		0.163			2.99	20
Myrcene	1.716	%		1.700			0.954	20
alpha Phellandrene	< LOQ	%		< LOQ				20
3-Carene	< LOQ	%		< LOQ				20
alpha Terpinene	< LOQ	%		< LOQ				20
Limonene	1.957	%		1.955			0.107	20
Terpinolene	< LOQ	%		< LOQ				20
Linalool	< LOQ	%		< LOQ				20
Fenchol	0.171	%		0.174			1.65	20
Borneol	< LOQ	%		< LOQ				20
Terpineol	0.137	%		0.138			1.08	20
Geraniol	< LOQ	%		< LOQ				20
alpha Humulene	0.467	%		0.479			2.64	20
beta Caryophyllene	1.427	%		1.467			2.76	20
Caryophyllene Oxide	< LOQ	%		< LOQ				20
alpha Bisabolol	< LOQ	%		< LOQ				20
Camphene	< LOQ	%		< LOQ				20
beta Pinene	0.329	%		0.319			3.13	20
Ocimene	< LOQ	%		< LOQ				20
Sabinene	< LOQ	%		< LOQ				20
Camphor	< LOQ	%		< LOQ				20
Isoborneol	< LOQ	%		< LOQ				20
Menthol	< LOQ	%		< LOQ				20
alpha Cedrene	< LOQ	%		< LOQ				20
Nerolidol	0.296	%		0.290			1.82	20
R-(+)-Pulegone	< LOQ	%		< LOQ				20
Eucalyptol	< LOQ	%		< LOQ				20
p-Cymene	< LOQ	%		< LOQ				20
(-)-Isopulegol	< LOQ	%		< LOQ				20
Geranyl Acetate	0.221	%		0.217			1.68	20
Guaiol	< LOQ	%		< LOQ				20
Valencene	< LOQ	%		< LOQ				20
Phytol	0.179	%		< LOQ				20
Citronellol	< LOQ	%		< LOQ				20
gamma-Terpinene	< LOQ	%		< LOQ				20



Brian Weigel
 Lab Director

These results relate only to the sample included on this report. The report may not be reproduced except in full, without the written permission of SC Laboratories. Samples tested in accordance with Oregon Administrative Rules, TNI 2009 Standard and SC Laboratories quality assurance plan unless otherwise noted.



**OREGON LIQUOR CONTROL COMMISSION
CANNABIS TRANSPORTATION MANIFEST**



19G0150

All sales transactions are to be completed prior to transportation of any CANNABIS. The receiving entity may reject product delivered, but amount delivered must be limited to amount agreed upon in prior sales transaction.

Manifest No.:	0001685040	Date Created:	7/23/2019 10:12 AM
Originating Entity:	OM Extracts	For OLCC Use Only	
Originating License Number:	030-10051970949		
Address of Originating Entity:	500 Industrial Circle, Units E, F, G, and H White City, OR 97503		
Phone No. of Originating Entity:	503-688-3289		
Contact Phone No. for Inquiries: 503-688-3289			
Destination # 1	SC Laboratories	Destination Phone No.:	503-272-8830
Destination License Number:	010-1004748743D	Date and Approx. Time of Departure:	7/23/2019 10:08 AM
Address of Destination:	15865 SW 74th Avenue Ste 110 Tigard, OR 97224	Date and Approx. Time of Arrival:	7/23/2019 7:08 PM
		Date/Time Received:	7-23-19 17:58
		Notes: details for extenuating circumstances (e.g., road closure, flat tire, etc.)	
Route to be Traveled: Get on I-5 N from Kirtland Rd 9 min (6.2 mi) Follow I-5 N to Lower Boones Ferry Rd in Tualatin. Take exit 290 from I-5 N 3 h 59 min (255 mi) Take SW 72nd Ave and SW Durham Rd to SW 74th Ave in Tigard			
Name of Person Transporting:	Joel Glimpse/ Scott Forster	Handler Permit No. of Driver:	102682/22
State Driver's License No.:	9474950/A625521	Signature of Person Transporting:	
Make, Model, License Plate No.:	scion/nissan XB/NV 200 175 JLS/825 KAT		
Package # 1	Production Batch No.	Item Name	Quantity
1A4010300014ADD000016262 Lab Test: SubmittedForTesting Status: Shipped		FECO Bulk - Raspberry Boogie (Extracts)	Shp: 7.1400 g
Harvests:	(multi-harvest)		
Package # 2	Production Batch No.	Item Name	Quantity
1A4010300014ADD000016263 Lab Test: SubmittedForTesting Status: Shipped		FECO Bulk - Raspberry Boogie (Extracts)	Shp: 7.1100 g
Harvests:	(multi-harvest)		
Package # 3	Production Batch No.	Item Name	Quantity
1A4010300014ADD000016264 Lab Test: SubmittedForTesting Status: Shipped		FECO Bulk - Mr. Clean (Extracts)	Shp: 7.1200 g
Harvests:	Mr. Clean 10/19/18		
Package # 4	Production Batch No.	Item Name	Quantity
1A4010300014ADD000016265 Lab Test: SubmittedForTesting Status: Shipped		FECO Bulk - Purple GSC (Extracts)	Shp: 7.1200 g
Harvests:	(multi-harvest)		
Package # 5	Production Batch No.	Item Name	Quantity
1A4010300014ADD000016266 Lab Test: SubmittedForTesting Status: Shipped		Vape Bulk - Elektra (Extracts)	Shp: 7.1200 g
Harvests:	(multi-harvest)		



OREGON LIQUOR CONTROL COMMISSION
CANNABIS TRANSPORTATION MANIFEST



19G0150

All sales transactions are to be completed prior to transportation of any CANNABIS. The receiving entity may reject product delivered, but amount delivered must be limited to amount agreed upon in prior sales transaction.

Manifest No.:	0001685040	Date Created:	7/23/2019 10:12 AM
PRODUCT REJECTION (if only a portion of shipment is rejected, circle that portion above)			
Name of Person Receiving or Rejecting Product:	Leonel Paraza		
I confirm that the contents of this shipment match weight records entered above, and I agree to take custody of those portions of this shipment <i>not</i> circled above. Those portions circled were returned to the individual delivering this shipment.			
Signature:	Leonel Paraza	Date:	7-23-19
Signature of individual taking receipt of rejected portion of this shipment:			

Client: OM Ext Client License: 10051970949 Date Sampled: 7/23/2019 Thermometer ID: TO05
 Address Where Sampled: 500 Industrial wy Requestor: Jamie Event ID: 19GOM23 Balance ID: BAL_01
 Sampling SOP & Rev. #: SC-OR-SAMP-002 rev. 1.01 Sampler: Joel Transporter: Joel/ Scott Hygrometer ID:

Sampler Signature

Lab ORELAP ID: 4133
 Lab OLCC ID: 1004748743D

Weight used (g)	Weight Set ID	Acceptance Criteria	Initial Measured	Initial P/F	Final Measured	Final P/F
0.5	weight Set ID 01	±2.5%	0.5	P	0.5	P
200		±2.5%	199.96		199.95	



Container Type	METRC Harvest/Processing Lot ID #:				Product Type	Client Sample Name	Product Date	Batch Size (g)
Jar					Concentrate	Raspberry Boogie FECO	7/23/2019	992
METRC Batch ID	Product Temp (°C)	Humidity (%)	# of Containers	Sampling Media	# Zones	# of Inc.	1° Sample (g)	Sample Name
6218	65.1	43.1	1	Vial	4	6	0.583333333	Raspberry Boogie FECO Primary
Lab Sample ID	Container ID		Increment Zone	Sampling Media Wt. (g)	Wt. Inc+Media (g)	Increment Weight (g)	Sample METRC ID#	
19GOM23-01	Raspberry Boogie FECO-1		A1	0	0.59	0.59	1A4010300014ADD000016262	
19GOM23-01	Raspberry Boogie FECO-1		A2	0.59	1.18	0.59	1A4010300014ADD000016262	
19GOM23-01	Raspberry Boogie FECO-1		A2	1.18	1.77	0.59	1A4010300014ADD000016262	
19GOM23-01	Raspberry Boogie FECO-1		A4	1.77	2.36	0.59	1A4010300014ADD000016262	
19GOM23-01	Raspberry Boogie FECO-1		A4	2.36	2.95	0.59	1A4010300014ADD000016262	
19GOM23-01	Raspberry Boogie FECO-1		A4	2.95	3.57	0.62	1A4010300014ADD000016262	
Totals:								
6			6		Total Primary Mass = 3.57		Primary + Duplicate Mass = 7.14 g	

Observations and Abnormalities:	Batch #	Equipment	Cont. Types/Sizes	Uniform	Plant Colors	Shape and Size	Sampling Plan ID & Rev. Date

METRC Batch ID	Product Temp (°C)	Humidity (%)	# of Containers	Sampling Media	# Zones	# of Inc.	1° Sample (g)	Sample Name
6218	65.1	43.1	1	Vial	4	6	0.583333333	Raspberry Boogie FECO Duplicate
Lab Sample ID	Container ID		Increment Zone	Sampling Media Wt. (g)	Wt. Inc+Media (g)	Increment Weight (g)	Sample METRC ID#	
19GOM23-02	Raspberry Boogie FECO-1		A1		0.59	0.59	1A4010300014ADD000016262	
19GOM23-02	Raspberry Boogie FECO-1		A2	0.59	1.18	0.59	1A4010300014ADD000016262	
19GOM23-02	Raspberry Boogie FECO-1		A4	1.18	1.77	0.59	1A4010300014ADD000016262	
19GOM23-02	Raspberry Boogie FECO-1		A4	1.77	2.36	0.59	1A4010300014ADD000016262	
19GOM23-02	Raspberry Boogie FECO-1		A4	2.36	2.95	0.59	1A4010300014ADD000016262	
19GOM23-02	Raspberry Boogie FECO-1		A4	2.95	3.57	0.62	1A4010300014ADD000016262	

19GOM23-06	Mr. Clean FECO-1	A2	2.36	2.95	0.59	1A4010300014ADD000016264	
19GOM23-06	Mr. Clean FECO-1	A3	2.95	3.56	0.61	1A4010300014ADD000016264	
Totals:		6	6	Total Duplicate Mass = 3.56		Primary + Duplicate Mass = 7.12 g	
Observations and Abnormalities:	Batch #	Equipment	Cont. Types/Sizes	Uniform	Plant Colors	Shape and Size	Sampling Plan ID & Rev. Date

Container Type	METRC Harvest/Processing Lot ID #:				Product Type	Client Sample Name	Product Date	Batch Size (g)
Jar					Concentrate	Purple GSC FECO		1399
METRC Batch ID	Product Temp (°C)	Humidity (%)	# of Containers	Sampling Media	# Zones	# of Inc.	1° Sample (g)	Sample Name
6221	65.1	43.1	1	Vial	4	6	0.583333333	Purple GSC FECO Primary
Lab Sample ID	Container ID		Increment Zone	Sampling Media Wt. (g)	Wt. Inc+Media (g)	Increment Weight (g)	Sample METRC ID#	
19GOM23-07	Purple GSC FECO-1		A1		0.59	0.59	1A4010300014ADD000016265	
19GOM23-07	Purple GSC FECO-1		A3	0.59	1.18	0.59	1A4010300014ADD000016265	
19GOM23-07	Purple GSC FECO-1		A4	1.18	1.77	0.59	1A4010300014ADD000016265	
19GOM23-07	Purple GSC FECO-1		A4	1.77	2.36	0.59	1A4010300014ADD000016265	
19GOM23-07	Purple GSC FECO-1		A4	2.36	2.95	0.59	1A4010300014ADD000016265	
19GOM23-07	Purple GSC FECO-1		A4	2.95	3.54	0.59	1A4010300014ADD000016265	
Totals:		6	6	Total Primary Mass = 3.54		Primary + Duplicate Mass = 7.12 g		
Observations and Abnormalities:	Batch #	Equipment	Cont. Types/Sizes	Uniform	Plant Colors	Shape and Size	Sampling Plan ID & Rev. Date	
METRC Batch ID	Product Temp (°C)	Humidity (%)	# of Containers	Sampling Media	# Zones	# of Inc.	1° Sample (g)	Sample Name
6221	65.1	43.1	1	Vial	4	6	0.583333333	Purple GSC FECO Duplicate

CHAIN OF CUSTODY


SC Laboratories Oregon LLC
 15865 SW 74th Avenue, Ste 110
 Tigard OR, 97224
 (503) 272-8830
 ORELAP ID # 4133
www.sclabs.com

Client
 Address Where Sampled
 Date Sampled
 OLCC License #
 OLCC License Type
 Email
 Phone
 Sampler OLCC License #

OM Ext
 500 Industrial wy
 7/23/2019
 10051970949
 Processor

COC #
 Work Order #
 Received By
 Received Date
 Courier
 Name of Sampler
 Transfer Manifest #
 Place where Sampled

1/1
 19GOM23 150
 CJP
 7-23-19
 Joel/ Scott
 Joel
 1685040
 500 Industrial wy

19G0150


Sample Type Legend
 U - Usable Marijuana
 C - Concentrate
 P - Product
 O - Other

Sample Name	Time	METRC Label	Unique Batch Number	SC Labs LIMS ID	Sample Type	Total Sample Mass	# of Increments	TESTS REQUESTED						Sample Specific Notes	
								Potency	Water Activity	Moisture Content	Pesticide	Residual Solvent	Terpene		
Raspberry Boogie FECO Primary	9:27	1A4010300014ADD000016262	Raspberry Boogie FECO	19GOM23-01	C	3.57	6	X				X	X	X	
Raspberry Boogie FECO Duplicate	9:31	1A4010300014ADD000016262	Raspberry Boogie FECO	19GOM23-02	C	3.57	6	X				X	X	X	
Mariaberry OG Kush FECO Primary	9:33	1A4010300014ADD000016263	Mariaberry OG Kush FECO	19GOM23-03	C	3.55	6	X				X	X	X	
Mariaberry OG Kush FECO Duplicate	9:33	1A4010300014ADD000016263	Mariaberry OG Kush FECO	19GOM23-04	C	3.56	6	X				X	X	X	
Mr. Clean FECO Primary	9:38	1A4010300014ADD000016264	Mr. Clean FECO	19GOM23-05	C	3.56	6	X				X	X	X	
Mr. Clean FECO Duplicate	9:42	1A4010300014ADD000016264	Mr. Clean FECO	19GOM23-06	C	3.56	6	X				X	X	X	
Purple GSC FECO Primary	9:44	1A4010300014ADD000016265	Purple GSC FECO	19GOM23-07	C	3.54	6	X				X	X	X	
Purple GSC FECO Duplicate	9:45	1A4010300014ADD000016265	Purple GSC FECO	19GOM23-08	C	3.58	6	X				X	X	X	
Eleletra Vape Primary	9:45	1A4010300014ADD000016266	Eleletra Vape	19GOM23-09	C	3.57	6	X				X	X	X	
Eleletra Vape Duplicate	9:45	1A4010300014ADD000016266	Eleletra Vape	19GOM23-10	C	3.55	6	X				X	X	X	

Notes/Special Considerations: Opt OUT of Sample Duplicate Yes No

Samples Relinquished
 Print Name: Daniel Keulinger Date: 7/23
 Representative of: ON EXTRACTS
 Signature: [Signature] Time: 10:15

Samples Received
 Print Name: [Signature] Date: 7/23
 Representative of: SS
 Signature: [Signature] Time: 10:55

Samples Relinquished
 Print Name: [Signature] Date: 7/23
 Representative of: SS
 Signature: [Signature] Time: 3:20

Samples Received
 Print Name: Scott Date: 7/23
 Representative of: scl
 Signature: [Signature] Time: 3:20