

Sample Name: **Platinum GSC CO2 Oil Primary**
 Tested for: **OM Extracts**
Compliance Concentrate

Laboratory ID: 18E0015-01

Matrix: Extracts and Concentrates

Sample Metrc ID: 1A4010300014ADD000003567

Lot # NA

Date Sampled: 05/02/18 00:00

Batch RFID: 1A4010300014ADD000003568

Date Accepted: 05/03/18

Batch Size: 2724 (g)

Results Valid Until: 05/02/19



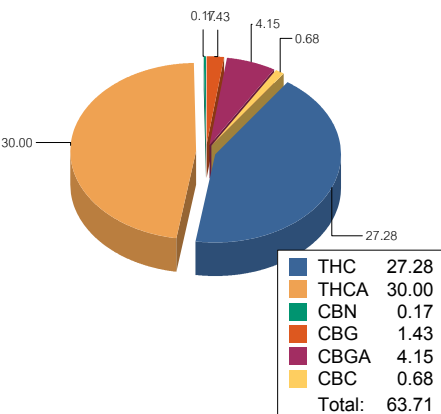
Potency Analysis

Date Extracted: 05/07/18


Analysis Method/SOP: Potency

Date Analyzed: 05/07/18

* - ORELAP certified analyte

Cannabinoids	% weight	mg/g	Cannabinoids Profile														
Total THC ((THCA*0.877)+d9)	53.58	535.8	 <table border="1"> <tr><td>THC</td><td>27.28</td></tr> <tr><td>THCA</td><td>30.00</td></tr> <tr><td>CBN</td><td>0.17</td></tr> <tr><td>CBG</td><td>1.43</td></tr> <tr><td>CBGA</td><td>4.15</td></tr> <tr><td>CBC</td><td>0.68</td></tr> <tr><td>Total:</td><td>63.71</td></tr> </table>	THC	27.28	THCA	30.00	CBN	0.17	CBG	1.43	CBGA	4.15	CBC	0.68	Total:	63.71
THC	27.28																
THCA	30.00																
CBN	0.17																
CBG	1.43																
CBGA	4.15																
CBC	0.68																
Total:	63.71																
Total CBD ((CBDA*0.877)+CBD)	< LOQ	< LOQ															
d9-THC (d9-Tetrahydrocannabinol)*	27.28	272.8															
d8-THC (d8-Tetrahydrocannabinol)*	< LOQ	< LOQ															
THCA (d9-Tetrahydrocannabinolic Acid)*	30.00	300															
CBD (Cannabidiol)*	< LOQ	< LOQ															
CBDA (Cannabidiolic Acid)*	< LOQ	< LOQ															
CBN (Cannabinol)*	0.17	1.7															
CBG (Cannabigerol)*	1.43	14.3															
CBGA (Cannabigerolic Acid)	4.15	41.5															
CBDV (Cannabidivarin)*	< LOQ	< LOQ															
CBDVA (Cannabidivarinic Acid)	< LOQ	< LOQ															
CBC (Cannabichromene)*	0.68	6.8															
THCV (Tetrahydrocannabivarin)	< LOQ	< LOQ															
Total Cannabinoids	63.71	637.1															

<LOQ - Results below the Limit of Quantitation - Compound not detected


 Brian Weigel
 Lab Director

These results relate only to the sample included on this report. The report may not be reproduced except in full, without the written permission of SC Laboratories. Samples tested in accordance with Oregon Administrative Rules, TNI 2009 Standard and SC Laboratories quality assurance plan unless otherwise noted.

Sample Name: **Platinum GSC CO2 Oil Duplicate**
Tested for: **OM Extracts**
Compliance Concentrate

Laboratory ID: 18E0015-02

Matrix: Extracts and Concentrates

Sample Metrc ID: 1A4010300014ADD000003567

Lot # NA

Date Sampled: 05/02/18 00:00

Batch RFID: 1A4010300014ADD000003568

Date Accepted: 05/03/18

Batch Size: 2724 (g)

Results Valid Until: 05/02/19



Potency Analysis

Date Extracted: 05/07/18

Analysis Method/SOP: Potency

Date Analyzed: 05/07/18

* - ORELAP certified analyte


Cannabinoids	% weight	mg/g	Cannabinoids Profile														
Total THC ((THCA*0.877)+d9)	53.62	536.2	<table border="1"> <tr><td>THC</td><td>26.99</td></tr> <tr><td>THCA</td><td>30.37</td></tr> <tr><td>CBN</td><td>0.17</td></tr> <tr><td>CBG</td><td>1.41</td></tr> <tr><td>CBGA</td><td>4.16</td></tr> <tr><td>CBC</td><td>0.72</td></tr> <tr><td>Total:</td><td>63.83</td></tr> </table>	THC	26.99	THCA	30.37	CBN	0.17	CBG	1.41	CBGA	4.16	CBC	0.72	Total:	63.83
THC	26.99																
THCA	30.37																
CBN	0.17																
CBG	1.41																
CBGA	4.16																
CBC	0.72																
Total:	63.83																
Total CBD ((CBDA*0.877)+CBD)	< LOQ	< LOQ															
d9-THC (d9-Tetrahydrocannabinol)*	26.99	269.9															
d8-THC (d8-Tetrahydrocannabinol)*	< LOQ	< LOQ															
THCA (d9-Tetrahydrocannabinolic Acid)*	30.37	303.7															
CBD (Cannabidiol)*	< LOQ	< LOQ															
CBDA (Cannabidiolic Acid)*	< LOQ	< LOQ															
CBN (Cannabinol)*	0.17	1.7															
CBG (Cannabigerol)*	1.41	14.1															
CBGA (Cannabigerolic Acid)	4.16	41.6															
CBDV (Cannabidivarin)*	< LOQ	< LOQ															
CBDVA (Cannabidivarinic Acid)	< LOQ	< LOQ															
CBC (Cannabichromene)*	0.72	7.2															
THCV (Tetrahydrocannabivarin)	< LOQ	< LOQ															
Total Cannabinoids	63.83	638.3															

<LOQ - Results below the Limit of Quantitation - Compound not detected

Sample Name: **Platinum GSC CO2 Oil**

Sample Metrc ID: 1A4010300014ADD000003567

	Primary Result	Duplicate Result	Average	% RPD	Pass/Fail (<20%RPD)
	%	%	%		
Total THC ((THCA*0.877)+d9)	53.58	53.62	53.6	0.0746	PASS


Brian Weigel
Lab Director

These results relate only to the sample included on this report. The report may not be reproduced except in full, without the written permission of SC Laboratories. Samples tested in accordance with Oregon Administrative Rules, TNI 2009 Standard and SC Laboratories quality assurance plan unless otherwise noted.

Sample Name: Platinum GSC CO2 Oil Primary	Date Sampled: 05/02/18 00:00
Tested for: OM Extracts	Date Accepted: 05/03/18
Compliance Concentrate	Results Valid Until: 05/02/19
Laboratory ID: 18E0015-01	Sample Metrc ID: 1A4010300014ADD000003567
Matrix: Extracts and Concentrates	Batch RFID: 1A4010300014ADD000003568
Lot # NA	Batch Size: 2724 (g)

Terpene Analysis

Date Extracted: 05/04/18 Analysis Method/SOP: Terpenes
Date Analyzed: 05/07/18

Analyte	Result (%)	LOQ	Analyte	Result	LOQ
alpha Pinene	< LOQ	0.095	Myrcene	< LOQ	0.095
alpha Phellandrene	< LOQ	0.095	3-Carene	< LOQ	0.095
alpha Terpinene	< LOQ	0.095	Limonene	0.176	0.095
Terpinolene	< LOQ	0.095	Linalool	0.275	0.095
Fenchol	0.136	0.095	Borneol	< LOQ	0.095
Terpineol	0.145	0.095	Geraniol	< LOQ	0.095
alpha Humulene	1.738	0.095	beta Caryophyllene	4.134	0.095
Caryophyllene Oxide	0.168	0.095	alpha Bisabolol	0.700	0.095
Camphene	< LOQ	0.095	beta Pinene	< LOQ	0.095
Ocimene	< LOQ	0.095	Sabinene	< LOQ	0.095
Camphor	< LOQ	0.095	Isoborneol	< LOQ	0.095
Menthol	< LOQ	0.095	alpha Cedrene	< LOQ	0.095
Nerolidol	0.229	0.095	R-(+)-Pulegone	< LOQ	0.095
Eucalyptol	< LOQ	0.095	p-Cymene	< LOQ	0.095
(-)-Isopulegol	< LOQ	0.095	Geranyl Acetate	< LOQ	0.095
Guaiol	< LOQ	0.095	Valencene	0.739	0.095
Phytol	< LOQ	0.095	Citronellol	< LOQ	0.095
gamma-Terpinene	< LOQ	0.095			
Total Terpenes				8.439 %	

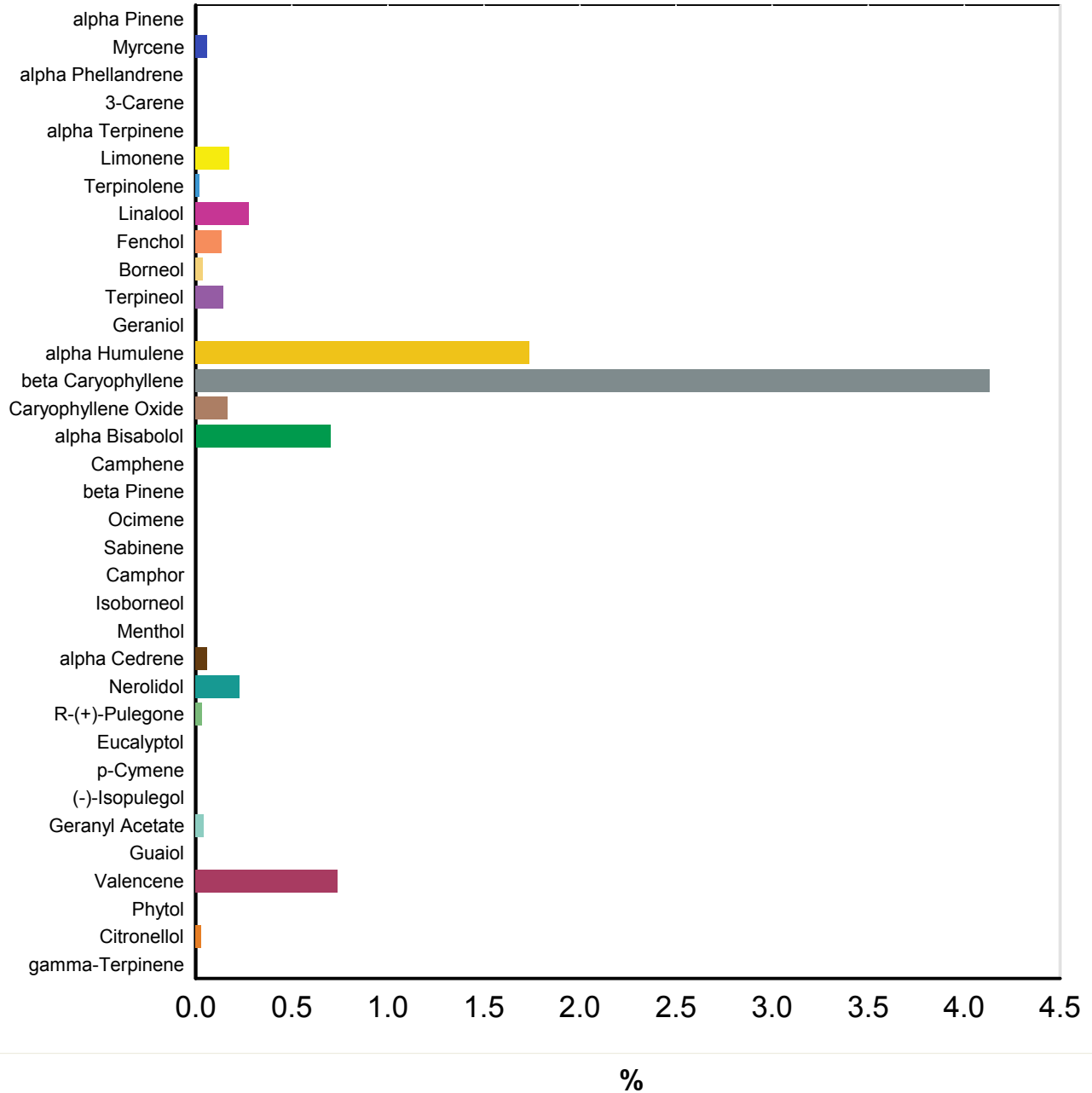
<LOQ - Results below the Limit of Quantitation - Compound not detected
Terpene Analysis is not ORELAP Accredited.



Brian Weigel
Lab Director

These results relate only to the sample included on this report. The report may not be reproduced except in full, without the written permission of SC Laboratories. Samples tested in accordance with Oregon Administrative Rules, TNI 2009 Standard and SC Laboratories quality assurance plan unless otherwise noted.

Sample Name: Platinum GSC CO2 Oi	Date Sampled: 05/02/18 00:00
Tested for: OM Extracts	Date Accepted: 05/03/18 17:10
Compliance Concentrate	Results Valid Until: 05/02/19
Laboratory ID: 18E0015-01 Matrix: Extracts and	Client/Metric ID: 1A4010300014ADD000003567

Terpene Profile




 Brian Weigel
 Lab Director

These results relate only to the sample included on this report. The report may not be reproduced except in full, without the written permission of SC Laboratories. Samples tested in accordance with Oregon Administrative Rules, TNI 2009 Standard and SC Laboratories quality assurance plan unless otherwise noted.

Sample Name: **Platinum GSC CO2 Oil Primary** Date Sampled: **05/02/18 00:00**
 Tested for: **OM Extracts** Date Accepted: **05/03/18**
Compliance Concentrate Results Valid Until: **05/02/19**


Laboratory ID: **18E0015-01** Sample Metrc ID: **1A4010300014ADD000003567**
 Matrix: **Extracts and Concentrates** Batch RFID: **1A4010300014ADD000003568**
 Lot # **NA** Batch Size: **2724 (g)**

Pesticide Analysis in ppm

Date Extracted: 05/03/18 Analysis Method/SOP: Pesticides
 Date Analyzed: 05/04/18 Results above the action levels are highlighted in red #.

Analyte	Result	Action Level	LOQ	Analyte	Result	Action Level	LOQ
Abamectin	< LOQ	0.5	0.23	Acephate	< LOQ	0.4	0.18
Acequinocyl	< LOQ	2	0.92	Acetamiprid	< LOQ	0.2	0.09
Aldicarb	< LOQ	0.4	0.18	Azoxystrobin	< LOQ	0.2	0.09
Bifenazate	< LOQ	0.2	0.09	Bifenthrin	< LOQ	0.2	0.09
Boscalid	< LOQ	0.4	0.18	Carbaryl	< LOQ	0.2	0.09
Carbofuran	< LOQ	0.2	0.09	Chlorantraniliprole	< LOQ	0.2	0.09
Chlorfenapyr	< LOQ	1	0.46	Chlorpyrifos	< LOQ	0.2	0.09
Clofentezine	< LOQ	0.2	0.09	Cyfluthrin	< LOQ	1	0.46
Cypermethrin	< LOQ	1	0.46	Daminozide	< LOQ	1	0.46
DDVP (Dichlorvos)	< LOQ	1	0.46	Diazinon	< LOQ	0.2	0.09
Dimethoate	< LOQ	0.2	0.09	Ethoprophos	< LOQ	0.2	0.09
Etofenprox	< LOQ	0.4	0.18	Etoxazole	< LOQ	0.2	0.09
Fenoxycarb	< LOQ	0.2	0.09	Fenpyroximate	< LOQ	0.4	0.18
Fipronil	< LOQ	0.4	0.18	Fonicamid	< LOQ	1	0.46
Fludioxonil	< LOQ	0.4	0.18	Hexythiazox	< LOQ	1	0.46
Imazalil	< LOQ	0.2	0.09	Imidacloprid	< LOQ	0.4	0.18
Kresoxim-methyl	< LOQ	0.4	0.18	Malathion	< LOQ	0.2	0.09
Metalaxyl	< LOQ	0.2	0.09	Methiocarb	< LOQ	0.2	0.09
Methomyl	< LOQ	0.4	0.18	Methyl parathion	< LOQ	0.2	0.09
MGK-264	< LOQ	0.2	0.09	Myclobutanil	< LOQ	0.2	0.09
Naled	< LOQ	0.5	0.23	Oxamyl	< LOQ	1	0.46
Paclobutrazol	< LOQ	0.4	0.18	Permethrins (total)	< LOQ	0.2	0.09
Phosmet	< LOQ	0.2	0.09	Piperonyl butoxide	< LOQ	2	0.46
Prallethrin	< LOQ	0.2	0.09	Propiconazole	< LOQ	0.4	0.18
Propoxur	< LOQ	0.2	0.09	Pyrethrins (total)	< LOQ	1	0.46
Pyridaben	< LOQ	0.2	0.09	Spinosad	< LOQ	0.2	0.09
Spiromesifen	< LOQ	0.2	0.09	Spirotetramat	< LOQ	0.2	0.09
Spiroxamine	< LOQ	0.4	0.18	Tebuconazole	< LOQ	0.4	0.18
Thiacloprid	< LOQ	0.2	0.09	Thiamethoxam	< LOQ	0.2	0.09
Trifloxystrobin	< LOQ	0.2	0.09				

<LOQ - Results below the Limit of Quantitation - Compound not detected


 Brian Weigel
 Lab Director

These results relate only to the sample included on this report. The report may not be reproduced except in full, without the written permission of SC Laboratories. Samples tested in accordance with Oregon Administrative Rules, TNI 2009 Standard and SC Laboratories quality assurance plan unless otherwise noted.

Sample Name: **Platinum GSC CO2 Oil Duplicate** Date Sampled: **05/02/18 00:00**
 Tested for: **OM Extracts** Date Accepted: **05/03/18**
Compliance Concentrate Results Valid Until: **05/02/19**


Laboratory ID: **18E0015-02** Sample Metrc ID: **1A4010300014ADD000003567**
 Matrix: **Extracts and Concentrates** Batch RFID: **1A4010300014ADD000003568**
 Lot # **NA** Batch Size: **2724 (g)**

Pesticide Analysis in ppm

Date Extracted: 05/03/18 Analysis Method/SOP: Pesticides
 Date Analyzed: 05/04/18 Results above the action levels are highlighted in red #.

Analyte	Result	Action Level	LOQ	Analyte	Result	Action Level	LOQ
Abamectin	< LOQ	0.5	0.23	Acephate	< LOQ	0.4	0.18
Acequinocyl	< LOQ	2	0.92	Acetamiprid	< LOQ	0.2	0.09
Aldicarb	< LOQ	0.4	0.18	Azoxystrobin	< LOQ	0.2	0.09
Bifenazate	< LOQ	0.2	0.09	Bifenthrin	< LOQ	0.2	0.09
Boscalid	< LOQ	0.4	0.18	Carbaryl	< LOQ	0.2	0.09
Carbofuran	< LOQ	0.2	0.09	Chlorantraniliprole	< LOQ	0.2	0.09
Chlorfenapyr	< LOQ	1	0.46	Chlorpyrifos	< LOQ	0.2	0.09
Clofentezine	< LOQ	0.2	0.09	Cyfluthrin	< LOQ	1	0.46
Cypermethrin	< LOQ	1	0.46	Daminozide	< LOQ	1	0.46
DDVP (Dichlorvos)	< LOQ	1	0.46	Diazinon	< LOQ	0.2	0.09
Dimethoate	< LOQ	0.2	0.09	Ethoprophos	< LOQ	0.2	0.09
Etofenprox	< LOQ	0.4	0.18	Etoxazole	< LOQ	0.2	0.09
Fenoxycarb	< LOQ	0.2	0.09	Fenpyroximate	< LOQ	0.4	0.18
Fipronil	< LOQ	0.4	0.18	Fonicamid	< LOQ	1	0.46
Fludioxonil	< LOQ	0.4	0.18	Hexythiazox	< LOQ	1	0.46
Imazalil	< LOQ	0.2	0.09	Imidacloprid	< LOQ	0.4	0.18
Kresoxim-methyl	< LOQ	0.4	0.18	Malathion	< LOQ	0.2	0.09
Metalaxyl	< LOQ	0.2	0.09	Methiocarb	< LOQ	0.2	0.09
Methomyl	< LOQ	0.4	0.18	Methyl parathion	< LOQ	0.2	0.09
MGK-264	< LOQ	0.2	0.09	Myclobutanil	< LOQ	0.2	0.09
Naled	< LOQ	0.5	0.23	Oxamyl	< LOQ	1	0.46
Paclobutrazol	< LOQ	0.4	0.18	Permethrins (total)	< LOQ	0.2	0.09
Phosmet	< LOQ	0.2	0.09	Piperonyl butoxide	< LOQ	2	0.46
Prallethrin	< LOQ	0.2	0.09	Propiconazole	< LOQ	0.4	0.18
Propoxur	< LOQ	0.2	0.09	Pyrethrins (total)	< LOQ	1	0.46
Pyridaben	< LOQ	0.2	0.09	Spinosad	< LOQ	0.2	0.09
Spiromesifen	< LOQ	0.2	0.09	Spirotetramat	< LOQ	0.2	0.09
Spiroxamine	< LOQ	0.4	0.18	Tebuconazole	< LOQ	0.4	0.18
Thiacloprid	< LOQ	0.2	0.09	Thiamethoxam	< LOQ	0.2	0.09
Trifloxystrobin	< LOQ	0.2	0.09				

<LOQ - Results below the Limit of Quantitation - Compound not detected


 Brian Weigel
 Lab Director

These results relate only to the sample included on this report. The report may not be reproduced except in full, without the written permission of SC Laboratories. Samples tested in accordance with Oregon Administrative Rules, TNI 2009 Standard and SC Laboratories quality assurance plan unless otherwise noted.


Sample Name: Platinum GSC CO2 Oil Primary	Date Sampled: 05/02/18 00:00
Tested for: OM Extracts	Date Accepted: 05/03/18
Compliance Concentrate	Results Valid Until: 05/02/19
Laboratory ID: 18E0015-01	Sample Metric ID: 1A4010300014ADD000003567
Matrix: Extracts and Concentrates	Batch RFID: 1A4010300014ADD000003568
Lot # NA	Batch Size: 2724 (g)

Residual Solvents

Solvent	Results in ug/g	Action Level	LOQ
1,4-Dioxane	< LOQ	380	71.3
2-Butanol	< LOQ	5000	438
2-Ethoxyethanol	< LOQ	160	30.0
2-Propanol (IPA)	< LOQ	5000	438
Acetone	< LOQ	5000	438
Acetonitrile	< LOQ	400	76.9
Benzene	< LOQ	2	0.750
Butanes	< LOQ	5000	313
Cyclohexane	< LOQ	3880	728
Dichloromethane (methylene chloride)	< LOQ	600	113
Ethyl acetate	673	5000	438
Ethyl ether	< LOQ	5000	438
Ethylbenzene	< LOQ	2170	406
Ethylene glycol	< LOQ	620	116
Ethylene oxide	< LOQ	50	37.5
Heptane	< LOQ	5000	438
Hexanes	< LOQ	290	54.4
Isopropyl acetate	< LOQ	5000	438
Isopropylbenzene (cumene)	< LOQ	70	13.1
Methanol	< LOQ	3000	313
Pentanes	< LOQ	5000	438
Propane	< LOQ	5000	125
Tetrahydrofuran	< LOQ	720	135
Toluene	< LOQ	890	167
Xylenes	< LOQ	2170	406

Date Extracted: 05/04/18
 Date Analyzed: 05/05/18
 Analysis Method/SOP: RST

<LOQ - Results below the Limit of Quantitation - Compound not detected
 Results above the Action Level fail state testing requirements and will be highlighted **Red #**.


 Brian Weigel
 Lab Director

These results relate only to the sample included on this report. The report may not be reproduced except in full, without the written permission of SC Laboratories. Samples tested in accordance with Oregon Administrative Rules, TNI 2009 Standard and SC Laboratories quality assurance plan unless otherwise noted.

Sample Name: Platinum GSC CO2 Oil Duplicate	Date Sampled: 05/02/18 00:00
Tested for: OM Extracts	Date Accepted: 05/03/18
Compliance Concentrate	Results Valid Until: 05/02/19
Laboratory ID: 18E0015-02	Sample Metric ID: 1A4010300014ADD000003567
Matrix: Extracts and Concentrates	Batch RFID: 1A4010300014ADD000003568
Lot # NA	Batch Size: 2724 (g)

Residual Solvents

Solvent	Results in ug/g	Action Level	LOQ
1,4-Dioxane	< LOQ	380	71.3
2-Butanol	< LOQ	5000	438
2-Ethoxyethanol	< LOQ	160	30.0
2-Propanol (IPA)	< LOQ	5000	438
Acetone	< LOQ	5000	438
Acetonitrile	< LOQ	400	76.9
Benzene	< LOQ	2	0.750
Butanes	< LOQ	5000	313
Cyclohexane	< LOQ	3880	728
Dichloromethane (methylene chloride)	< LOQ	600	113
Ethyl acetate	636	5000	438
Ethyl ether	< LOQ	5000	438
Ethylbenzene	< LOQ	2170	406
Ethylene glycol	< LOQ	620	116
Ethylene oxide	< LOQ	50	37.5
Heptane	< LOQ	5000	438
Hexanes	< LOQ	290	54.4
Isopropyl acetate	< LOQ	5000	438
Isopropylbenzene (cumene)	< LOQ	70	13.1
Methanol	< LOQ	3000	313
Pentanes	< LOQ	5000	438
Propane	< LOQ	5000	125
Tetrahydrofuran	< LOQ	720	135
Toluene	< LOQ	890	167
Xylenes	< LOQ	2170	406

Date Extracted: 05/04/18
 Date Analyzed: 05/05/18
 Analysis Method/SOP: RST

<LOQ - Results below the Limit of Quantitation - Compound not detected
 Results above the Action Level fail state testing requirements and will be highlighted **Red #**.


 Brian Weigel
 Lab Director

These results relate only to the sample included on this report. The report may not be reproduced except in full, without the written permission of SC Laboratories. Samples tested in accordance with Oregon Administrative Rules, TNI 2009 Standard and SC Laboratories quality assurance plan unless otherwise noted.

Case Narrative

Residua Solvents- Ethanol recovery exceeded highest calibration level for 18E0015-01 and 18E0015-02.
Ehtanol recoveries are estimated. 18E0015-01 is approximately 27500 ug/g, 18E0015-02 is approximately 25200 ug/g.


**Quality Control
Potency**

Batch: B180309 - Potency/Terpenes

Blank(B180309-BLK1)			Extracted - 05/07/18 12:00 Analyzed - 05/07/18 15:37					
Analyte	Result	Units	Spike Level	Source Result	%REC	%REC Limits	RPD	RPD Limit
d9-THC (d9-Tetrahydrocannabinol)	< LOQ	%						
d8-THC (d8-Tetrahydrocannabinol)	< LOQ	%						
THCA (d9-Tetrahydrocannabinolic Acid)	< LOQ	%						
CBD (Cannabidiol)	< LOQ	%						
CBDA (Cannabidiolic Acid)	< LOQ	%						
CBN (Cannabinol)	< LOQ	%						
CBG (Cannabigerol)	< LOQ	%						
CBGA (Cannabigerolic Acid)	< LOQ	%						
CBDV (Cannabidivarin)	< LOQ	%						
CBDVA (Cannabidivarinic Acid)	< LOQ	%						
CBC (Cannabichromene)	< LOQ	%						
THCV (Tetrahydrocannabivarin)	< LOQ	%						

Duplicate(B180309-DUP1)			Extracted - 05/07/18 12:00 Analyzed - 05/07/18 15:53					
Analyte	Result	Units	Spike Level	Source Result	%REC	%REC Limits	RPD	RPD Limit
d9-THC (d9-Tetrahydrocannabinol)	58.41	%		56.89			2.65	20
d8-THC (d8-Tetrahydrocannabinol)	< LOQ	%		< LOQ				20
THCA (d9-Tetrahydrocannabinolic Acid)	18.33	%		17.93			2.20	20
CBD (Cannabidiol)	< LOQ	%		< LOQ				20
CBDA (Cannabidiolic Acid)	0.13	%		0.13			0.281	20
CBN (Cannabinol)	< LOQ	%		< LOQ				20
CBG (Cannabigerol)	1.11	%		1.09			1.60	20
CBGA (Cannabigerolic Acid)	1.99	%		1.95			2.31	20
CBDV (Cannabidivarin)	< LOQ	%		< LOQ				20
CBDVA (Cannabidivarinic Acid)	< LOQ	%		< LOQ				20
CBC (Cannabichromene)	0.47	%		0.45			3.78	20
THCV (Tetrahydrocannabivarin)	0.38	%		0.36			3.43	20

LCS(B180309-BS1)			Extracted - 05/07/18 12:00 Analyzed - 05/07/18 15:45					
Analyte	Result	Units	Spike Level	Source Result	%REC	%REC Limits	RPD	RPD Limit



Brian Weigel
Lab Director

These results relate only to the sample included on this report. The report may not be reproduced except in full, without the written permission of SC Laboratories. Samples tested in accordance with Oregon Administrative Rules, TNI 2009 Standard and SC Laboratories quality assurance plan unless otherwise noted.

**Quality Control
 Potency (Continued)**

Batch: B180309 - Potency/Terpenes (Continued)

LCS(B180309-BS1)		Extracted - 05/07/18 12:00 Analyzed - 05/07/18 15:45						
Analyte	Result	Units	Spike Level	Source Result	%REC	%REC Limits	RPD	RPD Limit
d9-THC (d9-Tetrahydrocannabinol)	0.19	%	0.200		94.0	80-120		
CBD (Cannabidiol)	0.20	%	0.200		100	80-120		
CBDA (Cannabidiolic Acid)	0.21	%	0.200		105	80-120		
CBN (Cannabinol)	0.19	%	0.200		94.0	80-120		



 Brian Weigel
 Lab Director

These results relate only to the sample included on this report. The report may not be reproduced except in full, without the written permission of SC Laboratories. Samples tested in accordance with Oregon Administrative Rules, TNI 2009 Standard and SC Laboratories quality assurance plan unless otherwise noted.

Quality Control Pesticide Analysis

Batch: B180306 - Pesticide Prep

Analyte	Result	Units	Spike Level	Source Result	%REC	%REC Limits	RPD	RPD Limit
Blank(B180306-BLK1)			Extracted - 05/03/18 14:30 Analyzed - 05/04/18 18:25					
Abamectin	< LOQ	ppm						
Acephate	< LOQ	ppm						
Acequinocyl	< LOQ	ppm						
Acetamiprid	< LOQ	ppm						
Aldicarb	< LOQ	ppm						
Azoxystrobin	< LOQ	ppm						
Bifenazate	< LOQ	ppm						
Bifenthrin	< LOQ	ppm						
Boscalid	< LOQ	ppm						
Carbaryl	< LOQ	ppm						
Carbofuran	< LOQ	ppm						
Chlorantraniliprole	< LOQ	ppm						
Chlorfenapyr	< LOQ	ppm						
Chlorpyrifos	< LOQ	ppm						
Clofentezine	< LOQ	ppm						
Cyfluthrin	< LOQ	ppm						
Cypermethrin	< LOQ	ppm						
Daminozide	< LOQ	ppm						
DDVP (Dichlorvos)	< LOQ	ppm						
Diazinon	< LOQ	ppm						
Dimethoate	< LOQ	ppm						
Ethoprophos	< LOQ	ppm						
Etofenprox	< LOQ	ppm						
Etoxazole	< LOQ	ppm						
Fenoxycarb	< LOQ	ppm						
Fenpyroximate	< LOQ	ppm						
Fipronil	< LOQ	ppm						
Fonicamid	< LOQ	ppm						
Fludioxonil	< LOQ	ppm						
Hexythiazox	< LOQ	ppm						
Imazalil	< LOQ	ppm						
Imidacloprid	< LOQ	ppm						
Kresoxim-methyl	< LOQ	ppm						
Malathion	< LOQ	ppm						
Metalaxyl	< LOQ	ppm						



Brian Weigel
Lab Director

These results relate only to the sample included on this report. The report may not be reproduced except in full, without the written permission of SC Laboratories. Samples tested in accordance with Oregon Administrative Rules, TNI 2009 Standard and SC Laboratories quality assurance plan unless otherwise noted.


Quality Control

Pesticide Analysis (Continued)

Batch: B180306 - Pesticide Prep (Continued)

Blank(B180306-BLK1)			Extracted - 05/03/18 14:30 Analyzed - 05/04/18 18:25					
Analyte	Result	Units	Spike Level	Source Result	%REC	%REC Limits	RPD	RPD Limit
Methiocarb	< LOQ	ppm						
Methomyl	< LOQ	ppm						
Methyl parathion	< LOQ	ppm						
MGK-264	< LOQ	ppm						
Myclobutanil	< LOQ	ppm						
Naled	< LOQ	ppm						
Oxamyl	< LOQ	ppm						
Paclbutrazol	< LOQ	ppm						
Permethrins (total)	< LOQ	ppm						
Phosmet	< LOQ	ppm						
Piperonyl butoxide	< LOQ	ppm						
Prallethrin	< LOQ	ppm						
Propiconazole	< LOQ	ppm						
Propoxur	< LOQ	ppm						
Pyrethrins (total)	< LOQ	ppm						
Pyridaben	< LOQ	ppm						
Spinosad	< LOQ	ppm						
Spiromesifen	< LOQ	ppm						
Spirotetramat	< LOQ	ppm						
Spiroxamine	< LOQ	ppm						
Tebuconazole	< LOQ	ppm						
Thiacloprid	< LOQ	ppm						
Thiamethoxam	< LOQ	ppm						
Trifloxystrobin	< LOQ	ppm						

LCS(B180306-BS1)			Extracted - 05/03/18 14:30 Analyzed - 05/04/18 18:42					
Analyte	Result	Units	Spike Level	Source Result	%REC	%REC Limits	RPD	RPD Limit
Acephate	0.94	ppm	1.00		93.9	70-130		
Acetamiprid	1.05	ppm	1.00		105	70-130		
Aldicarb	0.94	ppm	1.00		93.9	70-130		
Bifenazate	0.90	ppm	1.00		89.8	70-130		
Boscalid	0.82	ppm	1.00		81.9	70-130		
Chlorantraniliprole	0.98	ppm	1.00		97.9	70-130		
Chlorpyrifos	0.55	ppm	1.00		54.8	70-130		
Cyfluthrin	0.60	ppm	1.00		60.1	70-130		



Brian Weigel
Lab Director

These results relate only to the sample included on this report. The report may not be reproduced except in full, without the written permission of SC Laboratories. Samples tested in accordance with Oregon Administrative Rules, TNI 2009 Standard and SC Laboratories quality assurance plan unless otherwise noted.


Quality Control

Pesticide Analysis (Continued)

Batch: B180306 - Pesticide Prep (Continued)

LCS(B180306-BS1)		Extracted - 05/03/18 14:30 Analyzed - 05/04/18 18:42						
Analyte	Result	Units	Spike Level	Source Result	%REC	%REC Limits	RPD	RPD Limit
DDVP (Dichlorvos)	1.02	ppm	1.00		102	70-130		
Ethoprophos	0.91	ppm	1.00		91.3	70-130		
Etoxazole	0.73	ppm	1.00		73.1	70-130		
Fenoxycarb	0.86	ppm	1.00		86.1	70-130		
Flonicamid	0.96	ppm	1.00		96.4	70-130		
Imazalil	0.78	ppm	1.00		77.9	70-130		
Imidacloprid	0.93	ppm	1.00		93.2	70-130		
Methiocarb	0.88	ppm	1.00		88.1	70-130		
Myclobutanil	0.83	ppm	1.00		83.3	70-130		
Oxamyl	0.92	ppm	1.00		91.9	70-130		
Paclobutrazol	0.86	ppm	1.00		86.0	70-130		
Piperonyl butoxide	0.72	ppm	1.00		72.2	70-130		
Prallethrin	0.57	ppm	1.00		57.3	70-130		
Propoxur	1.01	ppm	1.00		101	70-130		
Spiromesifen	0.75	ppm	1.00		75.4	70-130		
Spiroxamine	0.30	ppm	1.00		30.4	70-130		
Thiacloprid	1.01	ppm	1.00		101	70-130		
Thiamethoxam	0.94	ppm	1.00		94.2	70-130		
Trifloxystrobin	0.68	ppm	1.00		67.8	70-130		

Matrix Spike(B180306-MS1)		Extracted - 05/03/18 14:30 Analyzed - 05/04/18 18:58						
Analyte	Result	Units	Spike Level	Source Result	%REC	%REC Limits	RPD	RPD Limit
Acephate	1.50	ppm	1.76	< LOQ	85.3	70-130		
Acetamiprid	1.71	ppm	1.76	< LOQ	97.1	70-130		
Aldicarb	1.42	ppm	1.76	< LOQ	80.8	70-130		
Bifenazate	1.98	ppm	1.76	0.33	93.7	70-130		
Boscalid	1.87	ppm	1.76	< LOQ	107	70-130		
Chlorantraniliprole	1.52	ppm	1.76	< LOQ	86.4	70-130		
Chlorpyrifos	1.00	ppm	1.76	< LOQ	57.2	70-130		
Cyfluthrin	1.02	ppm	1.76	< LOQ	58.0	70-130		
DDVP (Dichlorvos)	1.55	ppm	1.76	< LOQ	88.2	70-130		
Ethoprophos	1.61	ppm	1.76	< LOQ	91.7	70-130		
Etoxazole	1.43	ppm	1.76	< LOQ	81.3	70-130		
Fenoxycarb	1.46	ppm	1.76	< LOQ	83.4	70-130		
Flonicamid	1.51	ppm	1.76	< LOQ	85.8	70-130		


Brian Weigel
Lab Director

These results relate only to the sample included on this report. The report may not be reproduced except in full, without the written permission of SC Laboratories. Samples tested in accordance with Oregon Administrative Rules, TNI 2009 Standard and SC Laboratories quality assurance plan unless otherwise noted.


Quality Control

Pesticide Analysis (Continued)

Batch: B180306 - Pesticide Prep (Continued)

Matrix Spike(B180306-MS1)			Extracted - 05/03/18 14:30 Analyzed - 05/04/18 18:58					
Analyte	Result	Units	Spike Level	Source Result	%REC	%REC Limits	RPD	RPD Limit
Imazalil	1.51	ppm	1.76	< LOQ	86.0	70-130		
Imidacloprid	1.54	ppm	1.76	< LOQ	87.9	70-130		
Methiocarb	1.48	ppm	1.76	< LOQ	84.4	70-130		
Myclobutanil	1.51	ppm	1.76	< LOQ	86.0	70-130		
Oxamyl	1.41	ppm	1.76	< LOQ	80.5	70-130		
Paclobutrazol	1.49	ppm	1.76	< LOQ	84.6	70-130		
Piperonyl butoxide	1.49	ppm	1.76	0.15	76.5	70-130		
Prallethrin	0.86	ppm	1.76	< LOQ	49.1	70-130		
Propoxur	1.54	ppm	1.76	< LOQ	87.8	70-130		
Spiromesifen	1.22	ppm	1.76	< LOQ	69.3	70-130		
Spiroxamine	0.98	ppm	1.76	< LOQ	55.9	70-130		
Thiacloprid	1.51	ppm	1.76	< LOQ	86.0	70-130		
Thiamethoxam	1.47	ppm	1.76	< LOQ	83.6	70-130		
Trifloxystrobin	1.23	ppm	1.76	< LOQ	70.2	70-130		

Matrix Spike Dup(B180306-MSD1)			Extracted - 05/03/18 14:30 Analyzed - 05/04/18					
Analyte	Result	Units	Spike Level	Source Result	%REC	%REC Limits	RPD	RPD Limit
Acephate	1.60	ppm	1.88	< LOQ	85.0	70-130	0.345	30
Acetamiprid	1.88	ppm	1.88	< LOQ	99.8	70-130	2.71	30
Aldicarb	1.58	ppm	1.88	< LOQ	84.0	70-130	3.92	30
Bifenazate	2.10	ppm	1.88	0.33	94.3	70-130	0.631	30
Boscalid	1.88	ppm	1.88	< LOQ	100	70-130	6.22	30
Chlorantraniliprole	1.68	ppm	1.88	< LOQ	89.4	70-130	3.32	30
Chlorpyrifos	1.02	ppm	1.88	< LOQ	54.3	70-130	5.17	30
Cyfluthrin	0.95	ppm	1.88	< LOQ	50.2	70-130	14.3	30
DDVP (Dichlorvos)	1.76	ppm	1.88	< LOQ	93.4	70-130	5.77	30
Ethoprophos	1.76	ppm	1.88	< LOQ	93.5	70-130	1.99	30
Etoxazole	1.48	ppm	1.88	< LOQ	78.7	70-130	3.21	30
Fenoxycarb	1.51	ppm	1.88	< LOQ	80.5	70-130	3.59	30
Flonicamid	1.66	ppm	1.88	< LOQ	88.2	70-130	2.76	30
Imazalil	1.66	ppm	1.88	< LOQ	88.1	70-130	2.50	30
Imidacloprid	1.83	ppm	1.88	< LOQ	97.0	70-130	9.88	30
Methiocarb	1.51	ppm	1.88	< LOQ	80.3	70-130	4.97	30
Myclobutanil	1.62	ppm	1.88	< LOQ	86.1	70-130	0.148	30
Oxamyl	1.56	ppm	1.88	< LOQ	83.2	70-130	3.19	30


Brian Weigel
Lab Director

These results relate only to the sample included on this report. The report may not be reproduced except in full, without the written permission of SC Laboratories. Samples tested in accordance with Oregon Administrative Rules, TNI 2009 Standard and SC Laboratories quality assurance plan unless otherwise noted.

Quality Control Pesticide Analysis (Continued)

Batch: B180306 - Pesticide Prep (Continued)

Matrix Spike Dup(B180306-MSD1)			Extracted - 05/03/18 14:30 Analyzed - 05/04/18					
Analyte	Result	Units	Spike Level	Source Result	%REC	%REC Limits	RPD	RPD Limit
Paclbutrazol	1.48	ppm	1.88	< LOQ	78.5	70-130	7.50	30
Piperonyl butoxide	1.61	ppm	1.88	0.15	77.5	70-130	1.28	30
Prallethrin	0.95	ppm	1.88	< LOQ	50.4	70-130	2.68	30
Propoxur	1.75	ppm	1.88	< LOQ	92.8	70-130	5.53	30
Spiromesifen	1.36	ppm	1.88	< LOQ	72.4	70-130	4.42	30
Spiroxamine	1.02	ppm	1.88	< LOQ	54.2	70-130	3.04	30
Thiacloprid	1.76	ppm	1.88	< LOQ	93.5	70-130	8.36	30
Thiamethoxam	1.64	ppm	1.88	< LOQ	87.2	70-130	4.28	30
Trifloxystrobin	1.24	ppm	1.88	< LOQ	65.9	70-130	6.31	30


 Brian Weigel
 Lab Director


These results relate only to the sample included on this report. The report may not be reproduced except in full, without the written permission of SC Laboratories. Samples tested in accordance with Oregon Administrative Rules, TNI 2009 Standard and SC Laboratories quality assurance plan unless otherwise noted.

Quality Control Solvent Analysis

Batch: B180308 - Residual Solvent Prep

Blank(B180308-BLK1)		Extracted - 05/04/18 16:30 Analyzed - 05/04/18 18:32						
Analyte	Result	Units	Spike Level	Source Result	%REC	%REC Limits	RPD	RPD Limit
1,4-Dioxane	< LOQ	ug/g						
2-Butanol	< LOQ	ug/g						
2-Ethoxyethanol	< LOQ	ug/g						
2-Propanol (IPA)	< LOQ	ug/g						
Acetone	< LOQ	ug/g						
Acetonitrile	< LOQ	ug/g						
Benzene	< LOQ	ug/g						
Butanes	< LOQ	ug/g						
Cyclohexane	< LOQ	ug/g						
Dichloromethane (methylene chloride)	< LOQ	ug/g						
Ethyl acetate	< LOQ	ug/g						
Ethyl ether	< LOQ	ug/g						
Ethylbenzene	< LOQ	ug/g						
Ethylene glycol	< LOQ	ug/g						
Ethylene oxide	< LOQ	ug/g						
Heptane	< LOQ	ug/g						
Hexanes	< LOQ	ug/g						
Isopropyl acetate	< LOQ	ug/g						
Isopropylbenzene (cumene)	< LOQ	ug/g						
Methanol	< LOQ	ug/g						
Pentanes	< LOQ	ug/g						
Propane	< LOQ	ug/g						
Tetrahydrofuran	< LOQ	ug/g						
Toluene	< LOQ	ug/g						
Xylenes	< LOQ	ug/g						

LCS(B180308-BS1)		Extracted - 05/04/18 16:30 Analyzed - 05/04/18 18:54						
Analyte	Result	Units	Spike Level	Source Result	%REC	%REC Limits	RPD	RPD Limit
1,4-Dioxane	547	ug/g	570		95.9	70-130		
2,2-Dimethylbutane	451	ug/g	435		104	70-130		
2-Butanol	3750	ug/g	3500		107	70-130		
2-Ethoxyethanol	246	ug/g	240		102	70-130		
2-Methylbutane (isopentane)	3740	ug/g	3500		107	70-130		
2-Methylpentane/2,3-Dimethylbutane	895	ug/g	870		103	70-130		
2-Propanol (IPA)	3950	ug/g	3500		113	70-130		



Brian Weigel
Lab Director

These results relate only to the sample included on this report. The report may not be reproduced except in full, without the written permission of SC Laboratories. Samples tested in accordance with Oregon Administrative Rules, TNI 2009 Standard and SC Laboratories quality assurance plan unless otherwise noted.


Quality Control

Solvent Analysis (Continued)

Batch: B180308 - Residual Solvent Prep (Continued)

LCS(B180308-BS1)		Extracted - 05/04/18 16:30 Analyzed - 05/04/18 18:54						
Analyte	Result	Units	Spike Level	Source Result	%REC	%REC Limits	RPD	RPD Limit
3-Methylpentane	438	ug/g	435		101	70-130		
Acetone	3820	ug/g	3500		109	70-130		
Acetonitrile	660	ug/g	615		107	70-130		
Benzene	2.86	ug/g	3.00		95.4	70-130		
Cyclohexane	6160	ug/g	5820		106	70-130		
Dichloromethane (methylene chloride)	969	ug/g	900		108	70-130		
Ethyl acetate	3690	ug/g	3500		105	70-130		
Ethyl ether	3830	ug/g	3500		109	70-130		
Ethylbenzene	3110	ug/g	3250		95.8	70-130		
Ethylene glycol	1050	ug/g	930		113	70-130		
Heptane	3610	ug/g	3500		103	70-130		
Isopropyl acetate	3670	ug/g	3500		105	70-130		
Isopropylbenzene (cumene)	95.5	ug/g	105		90.9	70-130		
m,p-Xylene	6300	ug/g	6510		96.8	70-130		
Methanol	2910	ug/g	2500		117	70-130		
n-Hexane	439	ug/g	435		101	70-130		
n-Pentane	3800	ug/g	3500		108	70-130		
Tetrahydrofuran	1080	ug/g	1080		100	70-130		
Toluene	1280	ug/g	1340		96.0	70-130		
o-Xylene	3040	ug/g	3250		93.6	70-130		

Matrix Spike(B180308-MS1)		Extracted - 05/04/18 16:30 Analyzed - 05/04/18 19:15						
Analyte	Result	Units	Spike Level	Source Result	%REC	%REC Limits	RPD	RPD Limit
1,4-Dioxane	493	ug/g	530	< LOQ	92.9	70-130		
2,2-Dimethylbutane	402	ug/g	405	< LOQ	99.2	70-130		
2-Butanol	3310	ug/g	3260	< LOQ	102	70-130		
2-Ethoxyethanol	220	ug/g	223	< LOQ	98.6	70-130		
2-Methylbutane (isopentane)	3350	ug/g	3260	< LOQ	103	70-130		
2-Methylpentane/2,3-Dimethylbutane	798	ug/g	809	< LOQ	98.6	70-130		
2-Propanol (IPA)	3450	ug/g	3260	< LOQ	106	70-130		
3-Methylpentane	399	ug/g	405	< LOQ	98.5	70-130		
Acetone	3370	ug/g	3260	154	98.7	70-130		
Acetonitrile	589	ug/g	572	37.5	96.5	70-130		
Benzene	2.68	ug/g	2.79	< LOQ	96.0	70-130		
Cyclohexane	5680	ug/g	5420	< LOQ	105	70-130		


Brian Weigel
Lab Director

These results relate only to the sample included on this report. The report may not be reproduced except in full, without the written permission of SC Laboratories. Samples tested in accordance with Oregon Administrative Rules, TNI 2009 Standard and SC Laboratories quality assurance plan unless otherwise noted.


Quality Control

Solvent Analysis (Continued)

Batch: B180308 - Residual Solvent Prep (Continued)

Matrix Spike(B180308-MS1)			Extracted - 05/04/18 16:30 Analyzed - 05/04/18 19:15					
Analyte	Result	Units	Spike Level	Source Result	%REC	%REC Limits	RPD	RPD Limit
Dichloromethane (methylene chloride)	881	ug/g	837	< LOQ	105	70-130		
Ethyl acetate	3840	ug/g	3260	673	97.2	70-130		
Ethyl ether	3400	ug/g	3260	< LOQ	105	70-130		
Ethylbenzene	2980	ug/g	3020	< LOQ	98.7	70-130		
Ethylene glycol	1010	ug/g	865	< LOQ	116	70-130		
Heptane	3300	ug/g	3260	< LOQ	101	70-130		
Isopropyl acetate	3220	ug/g	3260	< LOQ	98.8	70-130		
Isopropylbenzene (cumene)	96.9	ug/g	97.7	< LOQ	99.2	70-130		
m,p-Xylene	6060	ug/g	6060	< LOQ	100	70-130		
Methanol	2570	ug/g	2330	63.4	108	70-130		
n-Hexane	397	ug/g	405	< LOQ	98.1	70-130		
n-Pentane	3260	ug/g	3260	< LOQ	100	70-130		
Tetrahydrofuran	946	ug/g	1000	< LOQ	94.2	70-130		
Toluene	1200	ug/g	1240	< LOQ	96.5	70-130		
o-Xylene	2920	ug/g	3020	< LOQ	96.6	70-130		

Matrix Spike Dup(B180308-MSD1)			Extracted - 05/04/18 16:30 Analyzed - 05/04/18					
Analyte	Result	Units	Spike Level	Source Result	%REC	%REC Limits	RPD	RPD Limit
1,4-Dioxane	610	ug/g	637	< LOQ	95.8	70-130	21.3	30
2,2-Dimethylbutane	492	ug/g	486	< LOQ	101	70-130	20.3	30
2-Butanol	4110	ug/g	3910	< LOQ	105	70-130	21.7	30
2-Ethoxyethanol	274	ug/g	268	< LOQ	102	70-130	21.9	30
2-Methylbutane (isopentane)	3990	ug/g	3910	< LOQ	102	70-130	17.4	30
2-Methylpentane/2,3-Dimethylbutane	982	ug/g	972	< LOQ	101	70-130	20.8	30
2-Propanol (IPA)	4260	ug/g	3910	< LOQ	109	70-130	21.1	30
3-Methylpentane	491	ug/g	486	< LOQ	101	70-130	20.7	30
Acetone	4080	ug/g	3910	154	100	70-130	19.2	30
Acetonitrile	715	ug/g	687	37.5	98.6	70-130	19.3	30
Benzene	3.22	ug/g	3.35	< LOQ	96.1	70-130	18.3	30
Cyclohexane	7020	ug/g	6510	< LOQ	108	70-130	21.1	30
Dichloromethane (methylene chloride)	1070	ug/g	1010	< LOQ	106	70-130	19.2	30
Ethyl acetate	4600	ug/g	3910	673	100	70-130	18.0	30
Ethyl ether	4120	ug/g	3910	< LOQ	105	70-130	19.1	30
Ethylbenzene	3650	ug/g	3630	< LOQ	101	70-130	20.2	30
Ethylene glycol	1210	ug/g	1040	< LOQ	117	70-130	18.7	30


Brian Weigel
Lab Director

These results relate only to the sample included on this report. The report may not be reproduced except in full, without the written permission of SC Laboratories. Samples tested in accordance with Oregon Administrative Rules, TNI 2009 Standard and SC Laboratories quality assurance plan unless otherwise noted.

Quality Control Solvent Analysis (Continued)

Batch: B180308 - Residual Solvent Prep (Continued)

Matrix Spike Dup(B180308-MSD1)			Extracted - 05/04/18 16:30 Analyzed - 05/04/18					
Analyte	Result	Units	Spike Level	Source Result	%REC	%REC Limits	RPD	RPD Limit
Heptane	4100	ug/g	3910	< LOQ	105	70-130	21.4	30
Isopropyl acetate	3980	ug/g	3910	< LOQ	102	70-130	21.1	30
Isopropylbenzene (cumene)	119	ug/g	117	< LOQ	101	70-130	20.4	30
m,p-Xylene	7370	ug/g	7280	< LOQ	101	70-130	19.5	30
Methanol	3170	ug/g	2790	63.4	111	70-130	21.0	30
n-Hexane	489	ug/g	486	< LOQ	101	70-130	20.6	30
n-Pentane	3930	ug/g	3910	< LOQ	100	70-130	18.6	30
Tetrahydrofuran	1170	ug/g	1210	< LOQ	96.9	70-130	21.2	30
Toluene	1480	ug/g	1490	< LOQ	99.3	70-130	21.1	30
o-Xylene	3570	ug/g	3630	< LOQ	98.4	70-130	20.2	30




Brian Weigel
Lab Director

These results relate only to the sample included on this report. The report may not be reproduced except in full, without the written permission of SC Laboratories. Samples tested in accordance with Oregon Administrative Rules, TNI 2009 Standard and SC Laboratories quality assurance plan unless otherwise noted.

Quality Control Terpene Analysis

Batch: B180310 - Potency/Terpenes

Analyte	Result	Units	Spike Level	Source Result	%REC	%REC Limits	RPD	RPD Limit
Blank(B180310-BLK1)			Extracted - 05/04/18 10:53 Analyzed - 05/07/18 13:36					
alpha Pinene	< LOQ	%						
Myrcene	< LOQ	%						
alpha Phellandrene	< LOQ	%						
3-Carene	< LOQ	%						
alpha Terpinene	< LOQ	%						
Limonene	< LOQ	%						
Terpinolene	< LOQ	%						
Linalool	< LOQ	%						
Fenchol	< LOQ	%						
Borneol	< LOQ	%						
Terpineol	< LOQ	%						
Geraniol	< LOQ	%						
alpha Humulene	< LOQ	%						
beta Caryophyllene	< LOQ	%						
Caryophyllene Oxide	< LOQ	%						
alpha Bisabolol	< LOQ	%						
Camphene	< LOQ	%						
beta Pinene	< LOQ	%						
Ocimene	< LOQ	%						
Sabinene	< LOQ	%						
Camphor	< LOQ	%						
Isoborneol	< LOQ	%						
Menthol	< LOQ	%						
alpha Cedrene	< LOQ	%						
Nerolidol	< LOQ	%						
R-(+)-Pulegone	< LOQ	%						
Eucalyptol	< LOQ	%						
p-Cymene	< LOQ	%						
(-)-Isopulegol	< LOQ	%						
Geranyl Acetate	< LOQ	%						
Guaiol	< LOQ	%						
Valencene	< LOQ	%						
Phytol	0.130	%						
Citronellol	< LOQ	%						
gamma-Terpinene	< LOQ	%						


 Brian Weigel
 Lab Director


These results relate only to the sample included on this report. The report may not be reproduced except in full, without the written permission of SC Laboratories. Samples tested in accordance with Oregon Administrative Rules, TNI 2009 Standard and SC Laboratories quality assurance plan unless otherwise noted.

Quality Control

Terpene Analysis (Continued)

Batch: B180310 - Potency/Terpenes (Continued)

Duplicate(B180310-DUP1)		Extracted - 05/04/18 10:53 Analyzed - 05/07/18 13:36						
Analyte	Result	Units	Spike Level	Source Result	%REC	%REC Limits	RPD	RPD Limit
alpha Pinene	0.658	%		0.612			7.37	20
Myrcene	3.043	%		2.815			7.78	20
alpha Phellandrene	< LOQ	%		< LOQ				20
3-Carene	< LOQ	%		< LOQ				20
alpha Terpinene	< LOQ	%		< LOQ				20
Limonene	0.623	%		0.576			7.85	20
Terpinolene	0.175	%		0.159			9.21	20
Linalool	0.155	%		0.151			2.67	20
Fenchol	0.113	%		0.113			0.630	20
Borneol	< LOQ	%		< LOQ				20
Terpineol	0.196	%		0.169			14.4	20
Geraniol	< LOQ	%		< LOQ				20
alpha Humulene	0.207	%		0.196			5.37	20
beta Caryophyllene	0.507	%		0.468			7.93	20
Caryophyllene Oxide	< LOQ	%		< LOQ				20
alpha Bisabolol	< LOQ	%		< LOQ				20
Camphene	< LOQ	%		< LOQ				20
beta Pinene	0.235	%		0.221			5.96	20
Ocimene	0.133	%		0.117			13.2	20
Sabinene	< LOQ	%		< LOQ				20
Camphor	< LOQ	%		< LOQ				20
Isoborneol	< LOQ	%		< LOQ				20
Menthol	< LOQ	%		< LOQ				20
alpha Cedrene	< LOQ	%		< LOQ				20
Nerolidol	< LOQ	%		< LOQ				20
R-(+)-Pulegone	< LOQ	%		< LOQ				20
Eucalyptol	< LOQ	%		< LOQ				20
p-Cymene	< LOQ	%		< LOQ				20
(-)-Isopulegol	< LOQ	%		< LOQ				20
Geranyl Acetate	< LOQ	%		< LOQ				20
Guaiol	< LOQ	%		< LOQ				20
Valencene	0.262	%		0.265			1.17	20
Phytol	< LOQ	%		< LOQ				20
Citronellol	< LOQ	%		< LOQ				20
gamma-Terpinene	< LOQ	%		< LOQ				20


Brian Weigel
Lab Director

These results relate only to the sample included on this report. The report may not be reproduced except in full, without the written permission of SC Laboratories. Samples tested in accordance with Oregon Administrative Rules, TNI 2009 Standard and SC Laboratories quality assurance plan unless otherwise noted.



**OREGON LIQUOR CONTROL COMMISSION
CANNABIS TRANSPORTATION MANIFEST**



All sales transactions are to be completed prior to transportation of any CANNABIS. The receiving entity may reject product delivered, but amount delivered must be limited to amount agreed upon in prior sales transaction.

Manifest #:	0000687079	Date Created:	5/2/2018 5:00 PM
Originating Entity:	OM Extracts	For OLCC Use Only	
Originating License Number:	030-10051970949		
Address of Originating Entity:			
Phone No. of Originating Entity:	503-688-3289		
Contact Phone No. for Inquiries:	503-688-3289		
Destination # 1:	SC Laboratories	Destination Phone No.:	707-339-0050
Destination License Number:	010-1004748743D	Date and Approximate Time of Departure:	5/2/2018 5:53 PM
Address of Destination:	15865 SW 74th Avenue Ste 110 Tigard, OR 97224	Date and Approximate Time of Arrival:	5/3/2018 5:52 PM
		Date/Time Received:	5.3.18 5:10
Route to be Traveled:	Notes: details for extenuating circumstances (e.g., road closure, flat tire, etc.)		
Get on I-5 N from Kirtland Rd			
Over night 744 Dakota Ave 9 min (6.2 mi)			
0. Head west on Industrial Cir toward Pacific Ave 0.1 mi			
0. Turn right onto Pacific Ave			
0.3 mi			
Sharp left onto Kirtlan 4.3 mi			
Continue onto OR-99 S			
Follow I-5 N to Lower Boones Ferry Rd in Tualatin. Take exit 290 from I-5 N			
Take SW Durham Rd to SW 74th Ave in Tigard			
Name of Person Transporting:	Joel Glimpse	Handler Permit No. of Driver:	102682
State Driver's License No.:	9474950	Signature of Person Transporting:	
Make, Model, License Plate No.:	scion XB 175 JLS		
Package Label	Harvest Name	Item Name	Weight/Quantity
1A4010300014ADD000003565 Status: Shipped	GSC, NC 10/18, NC 10/19	Nightmare Cookies CO2 FECO R&D (Extracts)	Shp: 3.0000 g
1A4010300014ADD000003566 Status: Shipped	ECSD 11/27	ECSD CO2 FECO R&D (Extracts)	Shp: 3.1000 g
1A4010300014ADD000003567 Status: Shipped	PAC, pgsc 10/12	Platinum GSC CO2 Oil (Extracts)	Shp: 15.6000 g
PRODUCT REJECTION (if only a portion of shipment is rejected, circle that portion above)			
Name of Person Receiving or Rejecting Product:	Angelica Serr		
I confirm that the contents of this shipment match weight records entered above, and I agree to take custody of those portions of this shipment <i>not</i> circled above. Those portions circled were returned to the individual delivering this shipment.			
Signature:		Date:	5.3.18
Signature of individual taking receipt of rejected portion of this shipment:			

Client: OM Ext Client License: Date: 5/2/18 Thermometer ID: 1
 Location: 500 industrial cir Requestor: Jamie Event ID: 18EOM2 Balance ID: 1
 Sampling SOP: SC-OR-SAMP-003 Sampler: Joel Transporter: Joel Hygrometer ID: 5

Lab ORELAP ID: 4133
 Lab OLCC ID: 1004748743D

Weight used (g)	Weight Set ID	Acceptance Criteria	Initial Measured	Initial P/F	Final Measured	Final P/F
0.5	1	±2.5%	0.2	F	0.2	F
200		±2.5%	200		199.97	



Container Type	METRC Harvest/Processing Lot ID #:				Product Type	Client Sample Name	Product Date	Batch Size (g)
Mason Jar	3568				Concentrate	Platnum Girl Scout Cookies		2724
METRC Batch ID	Product Temp (°C)	Humidity (%)	# of Containers	Sample Media	# Zones	# of Inc.	1° Sample (g)	Sample Name
	46		2	Vail	4	8	1	Platnum Girl Scout Cookies Primary
Lab Sample ID	Container ID		Increment Zone	Sampling Media Wt. (g)	Wt. Inc+Media (g)	Increment Weight (g)	Sample METRC ID#	
18EOM2-01	Platnum Girl Scout Cookies-1		A1	10.01	11.05	1.04		
18EOM2-01	Platnum Girl Scout Cookies-1		A4	11.05	12.56	1.51		
18EOM2-01	Platnum Girl Scout Cookies-2		B1	12.56	13.45	0.89		
18EOM2-01	Platnum Girl Scout Cookies-2		B2	13.45	14.39	0.94		
18EOM2-01	Platnum Girl Scout Cookies-2		B3	14.39	15.44	1.05		
18EOM2-01	Platnum Girl Scout Cookies-2		B3	15.44	16.34	0.9		
18EOM2-01	Platnum Girl Scout Cookies-2		B3	16.34	17.26	0.92		
18EOM2-01	Platnum Girl Scout Cookies-2		B4	17.26	18.12	0.86		
					Total Primary Mass = 8.11		Primary + Duplicate Mass = 0 g	

Observations and Abnormalities:	Batch #	Marks/Labels	Cont. Types/Sizes	Uniform	Plant Colors	Shape and Size	Sampling Plan

METRC Batch ID	Product Temp (°C)	Humidity (%)	# of Containers	Sample Media	# Zones	# of Inc.	1° Sample (g)	Sample Name
	46		2	Vail	4	8	1	Platnum Girl Scout Cookies Duplicate
Lab Sample ID	Container ID		Increment Zone	Sampling Media Wt. (g)	Wt. Inc+Media (g)	Increment Weight (g)	Sample METRC ID#	
18EOM2-02	Platnum Girl Scout Cookies-1		A1	9.9	10.87	0.97		
18EOM2-02	Platnum Girl Scout Cookies-1		A1	10.87	11.8	0.93		
18EOM2-02	Platnum Girl Scout Cookies-1		A1	11.8	12.73	0.93		
18EOM2-02	Platnum Girl Scout Cookies-1		A3	12.73	13.63	0.9		
18EOM2-02	Platnum Girl Scout Cookies-1		A4	13.63	14.61	0.98		
18EOM2-02	Platnum Girl Scout Cookies-2		B2	14.61	15.57	0.96		
18EOM2-02	Platnum Girl Scout Cookies-2		B2	15.57	16.52	0.95		
18EOM2-02	Platnum Girl Scout Cookies-2		B3	16.52	17.45	0.93		
					Total Duplicate Mass = 7.55		Primary + Duplicate Mass = 0 g	

Batch #	Marks/Labels	Cont. Types/Sizes	Uniform	Plant Colors	Shape and Size	Sampling Plan

Observations and Abnormalities:

--	--	--	--	--	--	--	--

CHAIN OF CUSTODY



Sample Type Legend

U - Usable Marijuana

C - Concentrate

P - Product

O - Other

18E0015
18E0016

SC Laboratories Oregon LLC
15665 SW 74th Avenue, Ste 110
Tigard OR, 97224
(503) 272-8830
ORELAP ID # 4133
www.sci-labs.com

Client	OW ext	COC #	1 of 1 AS 5-4-18 1918
Address		Work Order #	18E0015, 18E0016
Date Sampled		Received By	AS
OLCC License #		Received Date	5-3-18
OLCC License Type		Courier	Tal Glimpse
Email		Name of Sampler	Tal Glimpse
Phone		Transfer Manifest #	687079
Sampler OLCC License #	010-1004748743D	Place where Sampled	

Sample Name	Time	METRC Label	Unique Batch Number	SC Labs LIMS ID	Sample Type	Total Sample Mass	# of Increments	TESTS REQUESTED					Sample Specific Notes	
								Potency	Water Activity	Moisture Content	Pesticide	Residual Solvent		Terpene
Highway square East coast						3					X			P&D
Plate GSC		3567				16g sub					X	X	X	conv 1 liter

Notes/Special Considerations: Opt OUT of Sample Duplicate Yes No

Samples Relinquished		Samples Received		Samples Relinquished		Samples Received	
Print Name: _____	Date: _____	Print Name: <u>Joel</u>	Date: <u>5/4/18</u>	Print Name: <u>Joel</u>	Date: <u>5/3/18</u>	Print Name: <u>Ellis</u>	Date: <u>5/3</u>
Representative of: _____	Signature: _____	Representative of: <u>SC Labs</u>	Signature: _____	Representative of: <u>SC</u>	Signature: _____	Representative of: <u>SC Labs</u>	Signature: _____
Time: _____	Time: _____	Time: _____	Time: _____	Time: <u>2:30</u>	Time: _____	Time: _____	Time: <u>2:45</u>