

Sample Name: **Green Crack CBD Average**
 Tested for: **OM Extracts**
Compliance Extract

Laboratory ID: 19A0112-13

Matrix: Extracts and Concentrates

Sample Metrc ID: 1A4010300014ADD000010757


Lot # NA

Date Sampled: 01/29/19 00:00

Batch RFID: 1A4010300014ADD000010756

Date Accepted: 01/29/19

Batch Size: 1399 (g)



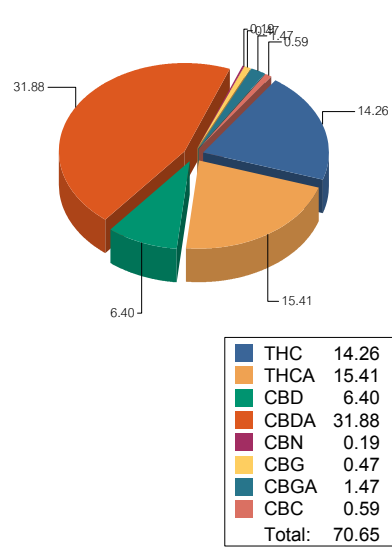
Potency Analysis

Date Extracted: 01/30/19

Analysis Method/SOP: Potency

Date Analyzed: 01/31/19

* - ORELAP certified analyte

Cannabinoids	% weight	mg/g	LOQ (%)	Cannabinoids Profile
Total THC ((THCA*0.877)+d9)	27.77	277.7	0.15	
Total CBD ((CBDA*0.877)+CBD)	34.36	343.6	0.15	
d9-THC (d9-Tetrahydrocannabinol)*	14.26	142.6	0.15	
d8-THC (d8-Tetrahydrocannabinol)*	< LOQ	< LOQ	0.20	
THCA (d9-Tetrahydrocannabinolic Acid)*	15.41	154.1	0.30	
CBD (Cannabidiol)*	6.40	64	0.15	
CBDA (Cannabidiolic Acid)*	31.88	318.8	0.30	
CBN (Cannabinol)*	0.19	1.9	0.15	
CBG (Cannabigerol)*	0.47	4.7	0.20	
CBGA (Cannabigerolic Acid)	1.47	14.7	0.20	
CBDV (Cannabidivarin)*	< LOQ	< LOQ	0.20	
CBDVA (Cannabidivarinic Acid)	< LOQ	< LOQ	0.20	
CBC (Cannabichromene)*	0.59	5.9	0.20	
THCV (Tetrahydrocannabivarin)	< LOQ	< LOQ	0.20	
Total Cannabinoids	70.67	706.7	0.15	

<LOQ - Results below the Limit of Quantitation - Compound not detected



Brian Weigel
 Lab Director

These results relate only to the sample included on this report. The report may not be reproduced except in full, without the written permission of SC Laboratories. Samples tested in accordance with Oregon Administrative Rules, TNI 2009 Standard and SC Laboratories quality assurance plan unless otherwise noted.

Sample Name: Green Crack CBD Average	Date Sampled: 01/29/19 00:00
Tested for: OM Extracts Compliance Extract	Date Accepted: 01/29/19
Laboratory ID: 19A0112-13	Sample Metrc ID: 1A4010300014ADD000010757
Matrix: Extracts and Concentrates	Batch RFID: 1A4010300014ADD000010756
Lot # NA	Batch Size: 1399 (g)

Terpene Analysis

Date Extracted: 01/30/19 Analysis Method/SOP: Terpenes
 Date Analyzed: 01/31/19

Analyte	Result (%)	LOQ	Analyte	Result	LOQ
alpha Pinene	0.183	0.100	Myrcene	0.928	0.100
alpha Phellandrene	< LOQ	0.100	3-Carene	< LOQ	0.100
alpha Terpinene	< LOQ	0.100	Limonene	0.273	0.100
Terpinolene	< LOQ	0.100	Linalool	0.136	0.100
Fenchol	< LOQ	0.100	Borneol	< LOQ	0.100
Terpineol	< LOQ	0.100	Geraniol	< LOQ	0.100
alpha Humulene	0.270	0.100	beta Caryophyllene	0.753	0.100
Caryophyllene Oxide	< LOQ	0.100	alpha Bisabolol	0.451	0.100
Camphene	< LOQ	0.100	beta Pinene	< LOQ	0.100
Ocimene	< LOQ	0.100	Sabinene	< LOQ	0.100
Camphor	< LOQ	0.100	Isoborneol	< LOQ	0.100
Menthol	< LOQ	0.100	alpha Cedrene	< LOQ	0.100
Nerolidol	< LOQ	0.100	R-(+)-Pulegone	< LOQ	0.100
Eucalyptol	< LOQ	0.100	p-Cymene	< LOQ	0.100
(-)-Isopulegol	< LOQ	0.100	Geranyl Acetate	< LOQ	0.100
Guaiol	0.172	0.100	Valencene	< LOQ	0.100
Phytol	< LOQ	0.100	Citronellol	< LOQ	0.100
gamma-Terpinene	< LOQ	0.100			
			Total Terpenes	3.168 %	

<LOQ - Results below the Limit of Quantitation - Compound not detected
 Terpene Analysis is not ORELAP Accredited.



Brian Weigel
Lab Director

These results relate only to the sample included on this report. The report may not be reproduced except in full, without the written permission of SC Laboratories. Samples tested in accordance with Oregon Administrative Rules, TNI 2009 Standard and SC Laboratories quality assurance plan unless otherwise noted.

Sample Name: **Green Crack CBD Ave**

Date Sampled: **01/29/19 00:00**

Tested for: **OM Extracts**

Date Accepted: **01/29/19 19:08**

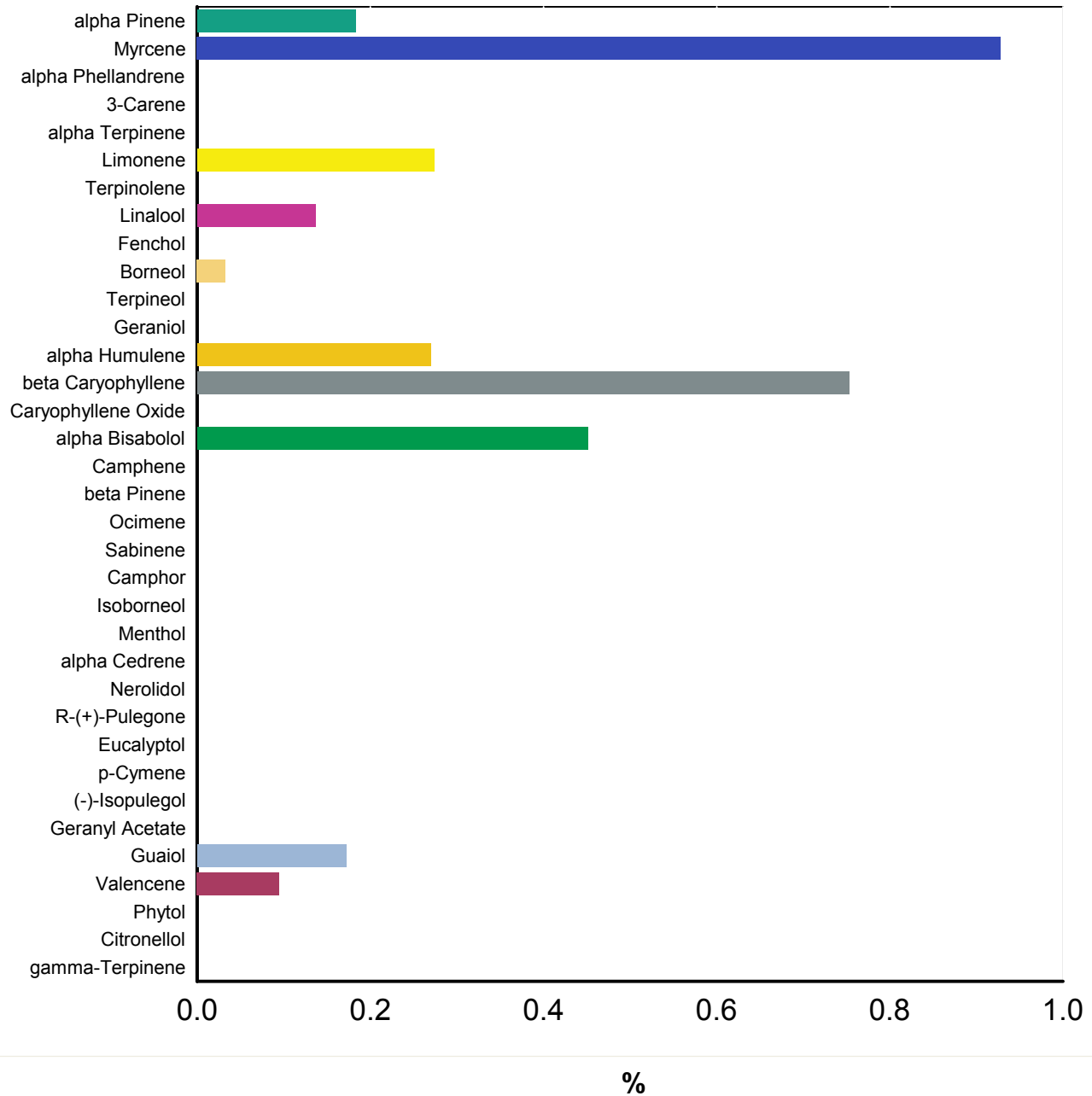
Compliance Extract

Laboratory ID: **19A0112-13**

Matrix: **Extracts and**

Client/Metric ID: **1A4010300014ADD000010757**

Terpene Profile




Brian Weigel
Lab Director

These results relate only to the sample included on this report. The report may not be reproduced except in full, without the written permission of SC Laboratories. Samples tested in accordance with Oregon Administrative Rules, TNI 2009 Standard and SC Laboratories quality assurance plan unless otherwise noted.

Sample Name: Green Crack CBD Average	Date Sampled: 01/29/19 00:00
Tested for: OM Extracts	Date Accepted: 01/29/19
Compliance Extract	
Laboratory ID: 19A0112-13	Sample Metrc ID: 1A4010300014ADD000010757
Matrix: Extracts and Concentrates	Batch RFID: 1A4010300014ADD000010756
Lot # NA	Batch Size: 1399 (g)

Pesticide Analysis in ppm

Date Extracted: 01/31/19	Analysis Method/SOP: Pesticides
Date Analyzed: 01/31/19	Results above the action levels are highlighted in red #.

Analyte	Result	Action Level	LOQ	Analyte	Result	Action Level	LOQ
Abamectin	< LOQ	0.5	0.250	Acephate	< LOQ	0.4	0.200
Acequinocyl	< LOQ	2	1.00	Acetamiprid	< LOQ	0.2	0.100
Aldicarb	< LOQ	0.4	0.200	Azoxystrobin	< LOQ	0.2	0.100
Bifenazate	< LOQ	0.2	0.100	Bifenthrin	< LOQ	0.2	0.100
Boscalid	< LOQ	0.4	0.200	Carbaryl	< LOQ	0.2	0.100
Carbofuran	< LOQ	0.2	0.100	Chlorantraniliprole	< LOQ	0.2	0.100
Chlorfenapyr	< LOQ	1	0.500	Chlorpyrifos	< LOQ	0.2	0.100
Clofentezine	< LOQ	0.2	0.100	Cyfluthrin	< LOQ	1	0.500
Cypermethrin	< LOQ	1	0.500	Daminozide	< LOQ	1	0.500
DDVP (Dichlorvos)	< LOQ	1	0.500	Diazinon	< LOQ	0.2	0.100
Dimethoate	< LOQ	0.2	0.100	Ethoprophos	< LOQ	0.2	0.100
Etofenprox	< LOQ	0.4	0.200	Etoxazole	< LOQ	0.2	0.100
Fenoxycarb	< LOQ	0.2	0.100	Fenpyroximate	< LOQ	0.4	0.200
Fipronil	< LOQ	0.4	0.200	Fonicamid	< LOQ	1	0.500
Fludioxonil	< LOQ	0.4	0.200	Hexythiazox	< LOQ	1	0.500
Imazalil	< LOQ	0.2	0.100	Imidacloprid	< LOQ	0.4	0.200
Kresoxim-methyl	< LOQ	0.4	0.200	Malathion	< LOQ	0.2	0.100
Metalaxyl	< LOQ	0.2	0.100	Methiocarb	< LOQ	0.2	0.100
Methomyl	< LOQ	0.4	0.200	Methyl parathion	< LOQ	0.2	0.100
MGK-264	< LOQ	0.2	0.100	Myclobutanil	< LOQ	0.2	0.100
Naled	< LOQ	0.5	0.250	Oxamyl	< LOQ	1	0.500
Paclobutrazol	< LOQ	0.4	0.200	Permethrins (total)	< LOQ	0.2	0.100
Phosmet	< LOQ	0.2	0.100	Piperonyl butoxide	< LOQ	2	0.500
Prallethrin	< LOQ	0.2	0.100	Propiconazole	< LOQ	0.4	0.200
Propoxur	< LOQ	0.2	0.100	Pyrethrins (total)	< LOQ	1	0.500
Pyridaben	< LOQ	0.2	0.100	Spinosad	< LOQ	0.2	0.100
Spiromesifen	< LOQ	0.2	0.100	Spirotetramat	< LOQ	0.2	0.100
Spiroxamine	< LOQ	0.4	0.200	Tebuconazole	< LOQ	0.4	0.200
Thiacloprid	< LOQ	0.2	0.100	Thiamethoxam	< LOQ	0.2	0.100
Trifloxystrobin	< LOQ	0.2	0.100				

<LOQ - Results below the Limit of Quantitation - Compound not detected



Brian Weigel
Lab Director

These results relate only to the sample included on this report. The report may not be reproduced except in full, without the written permission of SC Laboratories. Samples tested in accordance with Oregon Administrative Rules, TNI 2009 Standard and SC Laboratories quality assurance plan unless otherwise noted.

Sample Name: **Green Crack CBD Average** Date Sampled: **01/29/19 00:00**
 Tested for: **OM Extracts** Date Accepted: **01/29/19**
Compliance Extract

Laboratory ID: **19A0112-13** Sample Metric ID: **1A4010300014ADD000010757**
 Matrix: **Extracts and Concentrates** Batch RFID: **1A4010300014ADD000010756**
 Lot # **NA** Batch Size: **1399 (g)**

Residual Solvents

Solvent	Results in ug/g	Action Level	LOQ	Date Extracted: 01/30/19
1,4-Dioxane	< LOQ	380	190	Date Analyzed: 01/31/19
2-Butanol	< LOQ	5000	2500	Analysis Method/SOP: RST
2-Ethoxyethanol	< LOQ	160	80.0	
2-Propanol (IPA)	< LOQ	5000	2500	
Acetone	< LOQ	5000	2500	
Acetonitrile	< LOQ	400	205	
Benzene	< LOQ	2	1.00	
Butanes	< LOQ	5000	2500	
Cyclohexane	< LOQ	3880	1940	
Dichloromethane (methylene chloride)	< LOQ	600	300	
Ethyl acetate	< LOQ	5000	2500	
Ethyl ether	< LOQ	5000	2500	
Ethylbenzene	< LOQ	2170	1080	
Ethylene glycol	< LOQ	620	310	
Ethylene oxide	< LOQ	50	25.0	
Heptane	< LOQ	5000	2500	
Hexanes	< LOQ	290	145	
Isopropyl acetate	< LOQ	5000	2500	
Isopropylbenzene (cumene)	< LOQ	70	35.0	
Methanol	< LOQ	3000	1500	
Pentanes	< LOQ	5000	2500	
Propane	< LOQ	5000	2500	
Tetrahydrofuran	< LOQ	720	360	
Toluene	< LOQ	890	445	
Xylenes	< LOQ	2170	1080	

<LOQ - Results below the Limit of Quantitation - Compound not detected
 Results above the Action Level fail state testing requirements and will be highlighted **Red #**.



Brian Weigel
Lab Director

These results relate only to the sample included on this report. The report may not be reproduced except in full, without the written permission of SC Laboratories. Samples tested in accordance with Oregon Administrative Rules, TNI 2009 Standard and SC Laboratories quality assurance plan unless otherwise noted.

Case Narrative

Residual Solvents - Isopropylbenzene above normally accepted recovery criteria in the Matrix Spike and Matrix Spike Duplicate due to pinene coelution. Analyte below the reporting limit in all client samples.

Ethylene glycol above normally accepted recovery criteria in the Blank Spike. Analyte below reporting limit in all client samples.

**Quality Control
Potency**

Batch: B190155 - Potency/Terpenes

Blank(B190155-BLK1)		Extracted - 01/30/19 15:04 Analyzed - 01/30/19 23:05						
Analyte	Result	Units	Spike Level	Source Result	%REC	%REC Limits	RPD	RPD Limit
d9-THC (d9-Tetrahydrocannabinol)	< LOQ	%						
d8-THC (d8-Tetrahydrocannabinol)	< LOQ	%						
THCA (d9-Tetrahydrocannabinolic Acid)	< LOQ	%						
CBD (Cannabidiol)	< LOQ	%						
CBDA (Cannabidiolic Acid)	< LOQ	%						
CBN (Cannabinol)	< LOQ	%						
CBG (Cannabigerol)	< LOQ	%						
CBGA (Cannabigerolic Acid)	< LOQ	%						
CBDV (Cannabidivarin)	< LOQ	%						
CBDVA (Cannabidivarinic Acid)	< LOQ	%						
CBC (Cannabichromene)	< LOQ	%						
THCV (Tetrahydrocannabivarin)	< LOQ	%						

Duplicate(B190155-DUP1)		Extracted - 01/30/19 15:04 Analyzed - 01/30/19 23:13						
Analyte	Result	Units	Spike Level	Source Result	%REC	%REC Limits	RPD	RPD Limit
d9-THC (d9-Tetrahydrocannabinol)	14.31	%		14.43			0.821	20
d8-THC (d8-Tetrahydrocannabinol)	< LOQ	%		< LOQ				20
CBD (Cannabidiol)	6.43	%		6.46			0.552	20
CBDA (Cannabidiolic Acid)	32.07	%		32.26			0.603	20
CBN (Cannabinol)	0.19	%		0.20			2.93	20
CBG (Cannabigerol)	0.47	%		0.47			0.0591	20
CBGA (Cannabigerolic Acid)	1.49	%		1.50			0.772	20



Brian Weigel
Lab Director

These results relate only to the sample included on this report. The report may not be reproduced except in full, without the written permission of SC Laboratories. Samples tested in accordance with Oregon Administrative Rules, TNI 2009 Standard and SC Laboratories quality assurance plan unless otherwise noted.

Quality Control Potency (Continued)

Batch: B190155 - Potency/Terpenes (Continued)

Duplicate(B190155-DUP1)		Extracted - 01/30/19 15:04		Analyzed - 01/30/19 23:13				
Analyte	Result	Units	Spike Level	Source Result	%REC	%REC Limits	RPD	RPD Limit
CBDV (Cannabidivarin)	< LOQ	%		< LOQ				20
CBDVA (Cannabidivarinic Acid)	0.13	%		0.14			10.1	20
CBC (Cannabichromene)	0.59	%		0.59			0.188	20
THCV (Tetrahydrocannabivarin)	< LOQ	%		< LOQ				20

LCS(B190155-BS1)		Extracted - 01/30/19 15:04		Analyzed - 01/30/19 22:56				
Analyte	Result	Units	Spike Level	Source Result	%REC	%REC Limits	RPD	RPD Limit
d9-THC (d9-Tetrahydrocannabinol)	0.19	%	0.200		96.6	80-120		
CBD (Cannabidiol)	0.19	%	0.200		96.2	80-120		
CBDA (Cannabidiolic Acid)	0.19	%	0.200		97.0	80-120		
CBN (Cannabinol)	0.18	%	0.200		88.7	80-120		



Brian Weigel
Lab Director

These results relate only to the sample included on this report. The report may not be reproduced except in full, without the written permission of SC Laboratories. Samples tested in accordance with Oregon Administrative Rules, TNI 2009 Standard and SC Laboratories quality assurance plan unless otherwise noted.

Quality Control Pesticide Analysis

Batch: B190154 - Pesticide Prep

Blank(B190154-BLK1)		Extracted - 01/31/19 13:00 Analyzed - 01/31/19 21:52						
Analyte	Result	Units	Spike Level	Source Result	%REC	%REC Limits	RPD	RPD Limit
Abamectin	< LOQ	ppm						
Acephate	< LOQ	ppm						
Acequinocyl	< LOQ	ppm						
Acetamiprid	< LOQ	ppm						
Aldicarb	< LOQ	ppm						
Azoxystrobin	< LOQ	ppm						
Bifenazate	< LOQ	ppm						
Bifenthrin	< LOQ	ppm						
Boscalid	< LOQ	ppm						
Carbaryl	< LOQ	ppm						
Carbofuran	< LOQ	ppm						
Chlorantraniliprole	< LOQ	ppm						
Chlorfenapyr	< LOQ	ppm						
Chlorpyrifos	< LOQ	ppm						
Clofentezine	< LOQ	ppm						
Cyfluthrin	< LOQ	ppm						
Cypermethrin	< LOQ	ppm						
Daminozide	< LOQ	ppm						
DDVP (Dichlorvos)	< LOQ	ppm						
Diazinon	< LOQ	ppm						
Dimethoate	< LOQ	ppm						
Ethoprophos	< LOQ	ppm						
Etofenprox	< LOQ	ppm						
Etoxazole	< LOQ	ppm						
Fenoxycarb	< LOQ	ppm						
Fenpyroximate	< LOQ	ppm						
Fipronil	< LOQ	ppm						
Fonicamid	< LOQ	ppm						
Fludioxonil	< LOQ	ppm						
Hexythiazox	< LOQ	ppm						
Imazalil	< LOQ	ppm						
Imidacloprid	< LOQ	ppm						
Kresoxim-methyl	< LOQ	ppm						
Malathion	< LOQ	ppm						
Metalaxyl	< LOQ	ppm						



Brian Weigel
Lab Director

These results relate only to the sample included on this report. The report may not be reproduced except in full, without the written permission of SC Laboratories. Samples tested in accordance with Oregon Administrative Rules, TNI 2009 Standard and SC Laboratories quality assurance plan unless otherwise noted.