

Sample Name: **Raspberry Diesel CBD- FECO Primary**
 Tested for: **OM Extracts**
Compliance Concentrate

Laboratory ID: 18I0014-05

Matrix: Extracts and Concentrates

Sample Metrc ID: 1A4010300014ADD000006947

Lot # NA

Date Sampled: 09/07/18 09:39

Batch RFID: 1A4010300014ADD000006928

Date Accepted: 09/07/18

Batch Size: 2270 (g)

Results Valid Until: 09/07/19



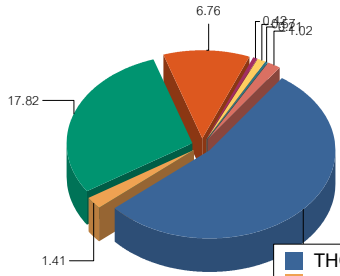
Potency Analysis

Date Extracted: 09/10/18

Analysis Method/SOP: Potency

Date Analyzed: 09/10/18

* - ORELAP certified analyte

Cannabinoids	% weight	mg/g	Cannabinoids Profile																		
Total THC ((THCA*0.877)+d9)	34.09	340.9	 <table border="1"> <tr><td>THC</td><td>32.86</td></tr> <tr><td>THCA</td><td>1.41</td></tr> <tr><td>CBD</td><td>17.82</td></tr> <tr><td>CBDA</td><td>6.76</td></tr> <tr><td>CBN</td><td>0.42</td></tr> <tr><td>CBG</td><td>0.57</td></tr> <tr><td>CBDV</td><td>0.21</td></tr> <tr><td>CBC</td><td>1.02</td></tr> <tr><td>Total:</td><td>61.07</td></tr> </table>	THC	32.86	THCA	1.41	CBD	17.82	CBDA	6.76	CBN	0.42	CBG	0.57	CBDV	0.21	CBC	1.02	Total:	61.07
THC	32.86																				
THCA	1.41																				
CBD	17.82																				
CBDA	6.76																				
CBN	0.42																				
CBG	0.57																				
CBDV	0.21																				
CBC	1.02																				
Total:	61.07																				
Total CBD ((CBDA*0.877)+CBD)	23.75	237.5																			
d9-THC (d9-Tetrahydrocannabinol)*	32.86	328.6																			
d8-THC (d8-Tetrahydrocannabinol)*	< LOQ	< LOQ																			
THCA (d9-Tetrahydrocannabinolic Acid)*	1.41	14.1																			
CBD (Cannabidiol)*	17.82	178.2																			
CBDA (Cannabidiolic Acid)*	6.76	67.6																			
CBN (Cannabinol)*	0.42	4.2																			
CBG (Cannabigerol)*	0.57	5.7																			
CBGA (Cannabigerolic Acid)	< LOQ	< LOQ																			
CBDV (Cannabidivarin)*	0.21	2.1																			
CBDVA (Cannabidivarinic Acid)	< LOQ	< LOQ																			
CBC (Cannabichromene)*	1.02	10.2																			
THCV (Tetrahydrocannabivarin)	< LOQ	< LOQ																			
Total Cannabinoids	61.07	610.7																			

<LOQ - Results below the Limit of Quantitation - Compound not detected



Brian Weigel
Lab Director

These results relate only to the sample included on this report. The report may not be reproduced except in full, without the written permission of SC Laboratories. Samples tested in accordance with Oregon Administrative Rules, TNI 2009 Standard and SC Laboratories quality assurance plan unless otherwise noted.

Sample Name: **Raspberry Diesel CBD- FECO Duplicate**
 Tested for: **OM Extracts**
Compliance Concentrate

Laboratory ID: 18I0014-06

Matrix: Extracts and Concentrates

Sample Metrc ID: 1A4010300014ADD000006947

Lot # NA

Date Sampled: 09/07/18 09:46

Batch RFID: 1A4010300014ADD000006928

Date Accepted: 09/07/18

Batch Size: 2270 (g)

Results Valid Until: 09/07/19



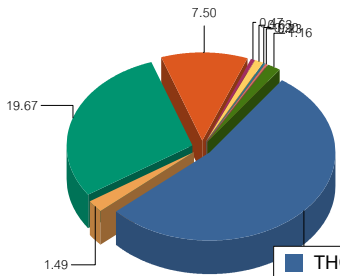
Potency Analysis

Date Extracted: 09/10/18

Analysis Method/SOP: Potency

Date Analyzed: 09/10/18

* - ORELAP certified analyte

Cannabinoids	% weight	mg/g	Cannabinoids Profile																				
Total THC ((THCA*0.877)+d9)	37.48	374.8	 <table border="1"> <tr><td>THC</td><td>36.17</td></tr> <tr><td>THCA</td><td>1.49</td></tr> <tr><td>CBD</td><td>19.67</td></tr> <tr><td>CBDA</td><td>7.50</td></tr> <tr><td>CBN</td><td>0.47</td></tr> <tr><td>CBG</td><td>0.63</td></tr> <tr><td>CBGA</td><td>0.20</td></tr> <tr><td>CBDV</td><td>0.23</td></tr> <tr><td>CBC</td><td>1.16</td></tr> <tr><td>Total</td><td>67.51</td></tr> </table>	THC	36.17	THCA	1.49	CBD	19.67	CBDA	7.50	CBN	0.47	CBG	0.63	CBGA	0.20	CBDV	0.23	CBC	1.16	Total	67.51
THC	36.17																						
THCA	1.49																						
CBD	19.67																						
CBDA	7.50																						
CBN	0.47																						
CBG	0.63																						
CBGA	0.20																						
CBDV	0.23																						
CBC	1.16																						
Total	67.51																						
Total CBD ((CBDA*0.877)+CBD)	26.25	262.5																					
d9-THC (d9-Tetrahydrocannabinol)*	36.17	361.7																					
d8-THC (d8-Tetrahydrocannabinol)*	< LOQ	< LOQ																					
THCA (d9-Tetrahydrocannabinolic Acid)*	1.49	14.9																					
CBD (Cannabidiol)*	19.67	196.7																					
CBDA (Cannabidiolic Acid)*	7.50	75																					
CBN (Cannabinol)*	0.47	4.7																					
CBG (Cannabigerol)*	0.63	6.3																					
CBGA (Cannabigerolic Acid)	0.20	2																					
CBDV (Cannabidivarin)*	0.23	2.3																					
CBDVA (Cannabidivarinic Acid)	< LOQ	< LOQ																					
CBC (Cannabichromene)*	1.16	11.6																					
THCV (Tetrahydrocannabivarin)	< LOQ	< LOQ																					
Total Cannabinoids	67.51	675.1																					

<LOQ - Results below the Limit of Quantitation - Compound not detected

Sample Name: **Raspberry Diesel CBD- FECO**

Sample Metrc ID: 1A4010300014ADD000006947

	Primary Result	Duplicate Result	Average	% RPD	Pass/Fail (<20%RPD)
	%	%	%		
Total THC ((THCA*0.877)+d9)	34.09	37.48	35.79	9.47	PASS


 Brian Weigel
 Lab Director

These results relate only to the sample included on this report. The report may not be reproduced except in full, without the written permission of SC Laboratories. Samples tested in accordance with Oregon Administrative Rules, TNI 2009 Standard and SC Laboratories quality assurance plan unless otherwise noted.

Sample Name: Raspberry Diesel CBD- FECO Primar	Date Sampled: 09/07/18 09:39
Tested for: OM Extracts	Date Accepted: 09/07/18
Compliance Concentrate	Results Valid Until: 09/07/19
Laboratory ID: 18I0014-05	Sample Metrc ID: 1A4010300014ADD000006947
Matrix: Extracts and Concentrates	Batch RFID: 1A4010300014ADD000006928
Lot # NA	Batch Size: 2270 (g)

Terpene Analysis

Date Extracted: 09/10/18 Analysis Method/SOP: Terpenes
Date Analyzed: 09/10/18

Analyte	Result (%)	LOQ	Analyte	Result	LOQ
alpha Pinene	0.259	0.094	Myrcene	1.068	0.094
alpha Phellandrene	< LOQ	0.094	3-Carene	< LOQ	0.094
alpha Terpinene	< LOQ	0.094	Limonene	1.017	0.094
Terpinolene	< LOQ	0.094	Linalool	0.400	0.094
Fenchol	0.174	0.094	Borneol	< LOQ	0.094
Terpineol	0.187	0.094	Geraniol	< LOQ	0.094
alpha Humulene	0.608	0.094	beta Caryophyllene	1.457	0.094
Caryophyllene Oxide	< LOQ	0.094	alpha Bisabolol	0.110	0.094
Camphene	< LOQ	0.094	beta Pinene	< LOQ	0.094
Ocimene	< LOQ	0.094	Sabinene	< LOQ	0.094
Camphor	< LOQ	0.094	Isoborneol	< LOQ	0.094
Menthol	< LOQ	0.094	alpha Cedrene	< LOQ	0.094
Nerolidol	0.367	0.094	R-(+)-Pulegone	< LOQ	0.094
Eucalyptol	< LOQ	0.094	p-Cymene	< LOQ	0.094
(-)-Isopulegol	< LOQ	0.094	Geranyl Acetate	< LOQ	0.094
Guaiol	< LOQ	0.094	Valencene	0.306	0.094
Phytol	< LOQ	0.094	Citronellol	< LOQ	0.094
gamma-Terpinene	< LOQ	0.094			
			Total Terpenes	5.953 %	

<LOQ - Results below the Limit of Quantitation - Compound not detected
Terpene Analysis is not ORELAP Accredited.

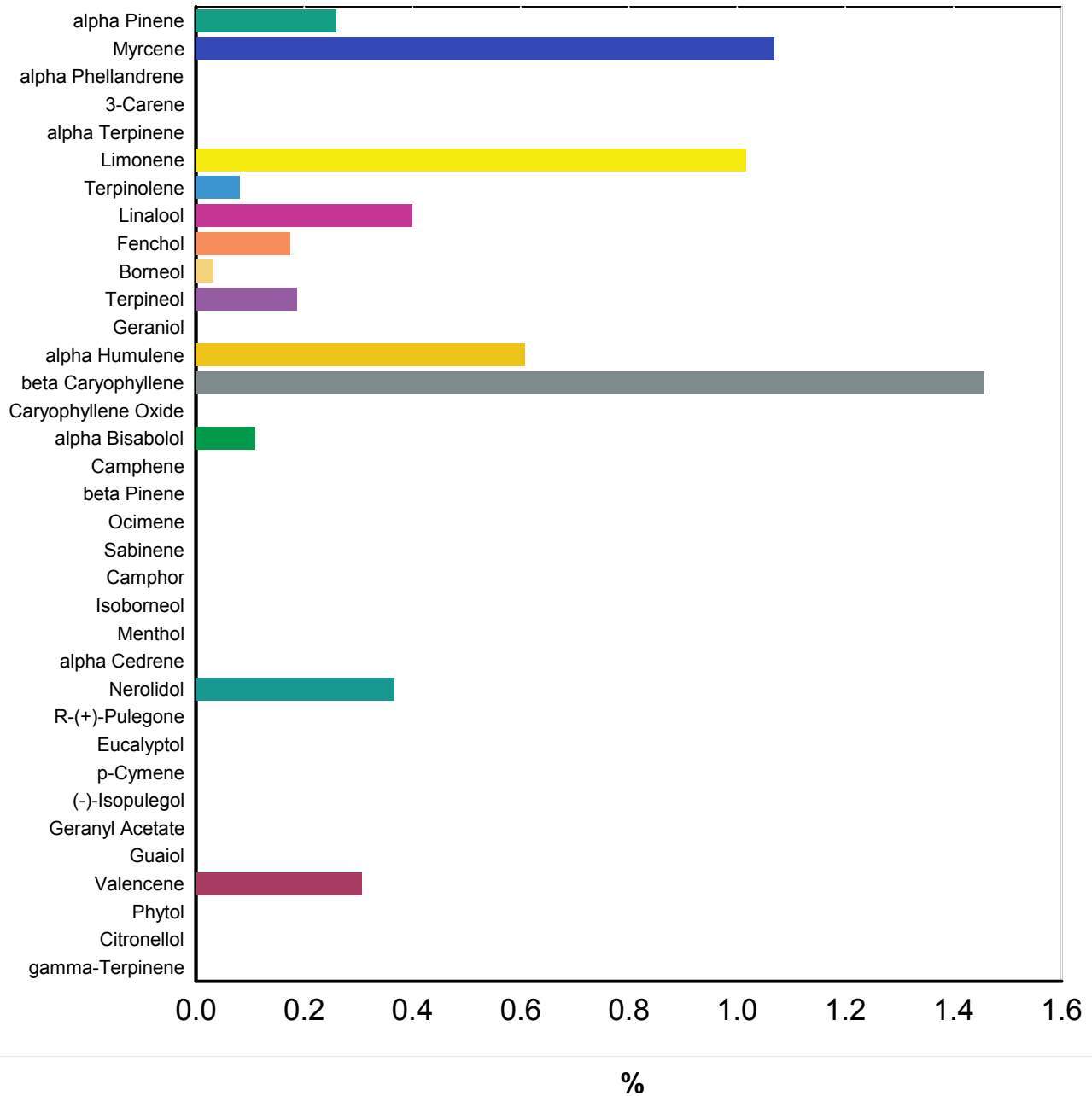


Brian Weigel
Lab Director

These results relate only to the sample included on this report. The report may not be reproduced except in full, without the written permission of SC Laboratories. Samples tested in accordance with Oregon Administrative Rules, TNI 2009 Standard and SC Laboratories quality assurance plan unless otherwise noted.

Sample Name: Raspberry Diesel CBD-	Date Sampled: 09/07/18 09:39
Tested for: OM Extracts	Date Accepted: 09/07/18 17:37
Compliance Concentrate	Results Valid Until: 09/07/19
Laboratory ID: 18I0014-05	Matrix: Extracts and
	Client/Metric ID: 1A4010300014ADD000006947

Terpene Profile




Brian Weigel
Lab Director

These results relate only to the sample included on this report. The report may not be reproduced except in full, without the written permission of SC Laboratories. Samples tested in accordance with Oregon Administrative Rules, TNI 2009 Standard and SC Laboratories quality assurance plan unless otherwise noted.

Sample Name: **Raspberry Diesel CBD- FECO Primary** Date Sampled: **09/07/18 09:39**
 Tested for: **OM Extracts** Date Accepted: **09/07/18**
Compliance Concentrate Results Valid Until: **09/07/19**

Laboratory ID: **18I0014-05** Sample Metrc ID: **1A4010300014ADD000006947**
 Matrix: **Extracts and Concentrates** Batch RFID: **1A4010300014ADD000006928**
 Lot # **NA** Batch Size: **2270 (g)**

Pesticide Analysis in ppm

Date Extracted: 09/10/18 Analysis Method/SOP: Pesticides
 Date Analyzed: 09/10/18 Results above the action levels are highlighted in red #.

Analyte	Result	Action Level	LOQ	Analyte	Result	Action Level	LOQ
Abamectin	< LOQ	0.5	0.247	Acephate	< LOQ	0.4	0.198
Acequinocyl	< LOQ	2	0.989	Acetamiprid	< LOQ	0.2	0.099
Aldicarb	< LOQ	0.4	0.198	Azoxystrobin	< LOQ	0.2	0.099
Bifenazate	< LOQ	0.2	0.099	Bifenthrin	< LOQ	0.2	0.099
Boscalid	< LOQ	0.4	0.198	Carbaryl	< LOQ	0.2	0.099
Carbofuran	< LOQ	0.2	0.099	Chlorantraniliprole	< LOQ	0.2	0.099
Chlorfenapyr	< LOQ	1	0.494	Chlorpyrifos	< LOQ	0.2	0.099
Clofentezine	< LOQ	0.2	0.099	Cyfluthrin	< LOQ	1	0.494
Cypermethrin	< LOQ	1	0.494	Daminozide	< LOQ	1	0.494
DDVP (Dichlorvos)	< LOQ	1	0.494	Diazinon	< LOQ	0.2	0.099
Dimethoate	< LOQ	0.2	0.099	Ethoprophos	< LOQ	0.2	0.099
Etofenprox	< LOQ	0.4	0.198	Etoxazole	< LOQ	0.2	0.099
Fenoxycarb	< LOQ	0.2	0.099	Fenpyroximate	< LOQ	0.4	0.198
Fipronil	< LOQ	0.4	0.198	Fonicamid	< LOQ	1	0.494
Fludioxonil	< LOQ	0.4	0.198	Hexythiazox	< LOQ	1	0.494
Imazalil	< LOQ	0.2	0.099	Imidacloprid	< LOQ	0.4	0.198
Kresoxim-methyl	< LOQ	0.4	0.198	Malathion	< LOQ	0.2	0.099
Metalaxyl	< LOQ	0.2	0.099	Methiocarb	< LOQ	0.2	0.099
Methomyl	< LOQ	0.4	0.198	Methyl parathion	< LOQ	0.2	0.099
MGK-264	< LOQ	0.2	0.099	Myclobutanil	< LOQ	0.2	0.099
Naled	< LOQ	0.5	0.247	Oxamyl	< LOQ	1	0.494
Paclobutrazol	< LOQ	0.4	0.198	Permethrins (total)	< LOQ	0.2	0.099
Phosmet	< LOQ	0.2	0.099	Piperonyl butoxide	< LOQ	2	0.494
Prallethrin	< LOQ	0.2	0.099	Propiconazole	< LOQ	0.4	0.198
Propoxur	< LOQ	0.2	0.099	Pyrethrins (total)	< LOQ	1	0.494
Pyridaben	< LOQ	0.2	0.099	Spinosad	< LOQ	0.2	0.099
Spiromesifen	< LOQ	0.2	0.099	Spirotetramat	< LOQ	0.2	0.099
Spiroxamine	< LOQ	0.4	0.198	Tebuconazole	< LOQ	0.4	0.198
Thiacloprid	< LOQ	0.2	0.099	Thiamethoxam	< LOQ	0.2	0.099
Trifloxystrobin	< LOQ	0.2	0.099				

<LOQ - Results below the Limit of Quantitation - Compound not detected



Brian Weigel
Lab Director

These results relate only to the sample included on this report. The report may not be reproduced except in full, without the written permission of SC Laboratories. Samples tested in accordance with Oregon Administrative Rules, TNI 2009 Standard and SC Laboratories quality assurance plan unless otherwise noted.

Sample Name: **Raspberry Diesel CBD- FECO Duplicate** Date Sampled: **09/07/18 09:46**
 Tested for: **OM Extracts** Date Accepted: **09/07/18**
Compliance Concentrate Results Valid Until: **09/07/19**

Laboratory ID: **1810014-06** Sample Metric ID: **1A4010300014ADD000006947**
 Matrix: **Extracts and Concentrates** Batch RFID: **1A4010300014ADD000006928**
 Lot # **NA** Batch Size: **2270 (g)**

Pesticide Analysis in ppm

Date Extracted: 09/10/18 Analysis Method/SOP: Pesticides
 Date Analyzed: 09/10/18 Results above the action levels are highlighted in red #.

Analyte	Result	Action Level	LOQ	Analyte	Result	Action Level	LOQ
Abamectin	< LOQ	0.5	0.234	Acephate	< LOQ	0.4	0.187
Acequinocyl	< LOQ	2	0.937	Acetamiprid	< LOQ	0.2	0.094
Aldicarb	< LOQ	0.4	0.187	Azoxystrobin	< LOQ	0.2	0.094
Bifenazate	< LOQ	0.2	0.094	Bifenthrin	< LOQ	0.2	0.094
Boscalid	< LOQ	0.4	0.187	Carbaryl	< LOQ	0.2	0.094
Carbofuran	< LOQ	0.2	0.094	Chlorantraniliprole	< LOQ	0.2	0.094
Chlorfenapyr	< LOQ	1	0.468	Chlorpyrifos	< LOQ	0.2	0.094
Clofentezine	< LOQ	0.2	0.094	Cyfluthrin	< LOQ	1	0.468
Cypermethrin	< LOQ	1	0.468	Daminozide	< LOQ	1	0.468
DDVP (Dichlorvos)	< LOQ	1	0.468	Diazinon	< LOQ	0.2	0.094
Dimethoate	< LOQ	0.2	0.094	Ethoprophos	< LOQ	0.2	0.094
Etofenprox	< LOQ	0.4	0.187	Etoxazole	< LOQ	0.2	0.094
Fenoxycarb	< LOQ	0.2	0.094	Fenpyroximate	< LOQ	0.4	0.187
Fipronil	< LOQ	0.4	0.187	Fonicamid	< LOQ	1	0.468
Fludioxonil	< LOQ	0.4	0.187	Hexythiazox	< LOQ	1	0.468
Imazalil	< LOQ	0.2	0.094	Imidacloprid	< LOQ	0.4	0.187
Kresoxim-methyl	< LOQ	0.4	0.187	Malathion	< LOQ	0.2	0.094
Metalaxyl	< LOQ	0.2	0.094	Methiocarb	< LOQ	0.2	0.094
Methomyl	< LOQ	0.4	0.187	Methyl parathion	< LOQ	0.2	0.094
MGK-264	< LOQ	0.2	0.094	Myclobutanil	< LOQ	0.2	0.094
Naled	< LOQ	0.5	0.234	Oxamyl	< LOQ	1	0.468
Paclobutrazol	< LOQ	0.4	0.187	Permethrins (total)	< LOQ	0.2	0.094
Phosmet	< LOQ	0.2	0.094	Piperonyl butoxide	< LOQ	2	0.468
Prallethrin	< LOQ	0.2	0.094	Propiconazole	< LOQ	0.4	0.187
Propoxur	< LOQ	0.2	0.094	Pyrethrins (total)	< LOQ	1	0.468
Pyridaben	< LOQ	0.2	0.094	Spinosad	< LOQ	0.2	0.094
Spiromesifen	< LOQ	0.2	0.094	Spirotetramat	< LOQ	0.2	0.094
Spiroxamine	< LOQ	0.4	0.187	Tebuconazole	< LOQ	0.4	0.187
Thiacloprid	< LOQ	0.2	0.094	Thiamethoxam	< LOQ	0.2	0.094
Trifloxystrobin	< LOQ	0.2	0.094				

<LOQ - Results below the Limit of Quantitation - Compound not detected



Brian Weigel
Lab Director

These results relate only to the sample included on this report. The report may not be reproduced except in full, without the written permission of SC Laboratories. Samples tested in accordance with Oregon Administrative Rules, TNI 2009 Standard and SC Laboratories quality assurance plan unless otherwise noted.

Sample Name: Raspberry Diesel CBD- FECO Primary	Date Sampled: 09/07/18 09:39
Tested for: OM Extracts	Date Accepted: 09/07/18
Compliance Concentrate	Results Valid Until: 09/07/19
Laboratory ID: 18I0014-05	Sample Metric ID: 1A4010300014ADD000006947
Matrix: Extracts and Concentrates	Batch RFID: 1A4010300014ADD000006928
Lot # NA	Batch Size: 2270 (g)

Residual Solvents

Solvent	Results in ug/g	Action Level	LOQ	Date Extracted: 09/10/18
1,4-Dioxane	< LOQ	380	71.3	Date Analyzed: 09/10/18
2-Butanol	< LOQ	5000	438	Analysis Method/SOP: RST
2-Ethoxyethanol	< LOQ	160	30.0	
2-Propanol (IPA)	< LOQ	5000	438	
Acetone	< LOQ	5000	438	
Acetonitrile	< LOQ	400	76.9	
Benzene	< LOQ	2	0.750	
Butanes	< LOQ	5000	313	
Cyclohexane	< LOQ	3880	728	
Dichloromethane (methylene chloride)	< LOQ	600	113	
Ethyl acetate	< LOQ	5000	438	
Ethyl ether	< LOQ	5000	438	
Ethylbenzene	< LOQ	2170	406	
Ethylene glycol	< LOQ	620	116	
Ethylene oxide	< LOQ	50	37.5	
Heptane	< LOQ	5000	438	
Hexanes	< LOQ	290	54.4	
Isopropyl acetate	< LOQ	5000	438	
Isopropylbenzene (cumene)	< LOQ	70	13.1	
Methanol	< LOQ	3000	313	
Pentanes	< LOQ	5000	438	
Propane	< LOQ	5000	125	
Tetrahydrofuran	< LOQ	720	135	
Toluene	< LOQ	890	167	
Xylenes	< LOQ	2170	406	

<LOQ - Results below the Limit of Quantitation - Compound not detected
 Results above the Action Level fail state testing requirements and will be highlighted **Red #**.



Brian Weigel
 Lab Director

These results relate only to the sample included on this report. The report may not be reproduced except in full, without the written permission of SC Laboratories. Samples tested in accordance with Oregon Administrative Rules, TNI 2009 Standard and SC Laboratories quality assurance plan unless otherwise noted.

Sample Name: Raspberry Diesel CBD- FECO Duplicate	Date Sampled: 09/07/18 09:46
Tested for: OM Extracts	Date Accepted: 09/07/18
Compliance Concentrate	Results Valid Until: 09/07/19
Laboratory ID: 18I0014-06	Sample Metric ID: 1A4010300014ADD000006947
Matrix: Extracts and Concentrates	Batch RFID: 1A4010300014ADD000006928
Lot # NA	Batch Size: 2270 (g)

Residual Solvents

Solvent	Results in ug/g	Action Level	LOQ
1,4-Dioxane	< LOQ	380	71.3
2-Butanol	< LOQ	5000	438
2-Ethoxyethanol	< LOQ	160	30.0
2-Propanol (IPA)	< LOQ	5000	438
Acetone	< LOQ	5000	438
Acetonitrile	< LOQ	400	76.9
Benzene	< LOQ	2	0.750
Butanes	< LOQ	5000	313
Cyclohexane	< LOQ	3880	728
Dichloromethane (methylene chloride)	< LOQ	600	113
Ethyl acetate	< LOQ	5000	438
Ethyl ether	< LOQ	5000	438
Ethylbenzene	< LOQ	2170	406
Ethylene glycol	< LOQ	620	116
Ethylene oxide	< LOQ	50	37.5
Heptane	< LOQ	5000	438
Hexanes	< LOQ	290	54.4
Isopropyl acetate	< LOQ	5000	438
Isopropylbenzene (cumene)	< LOQ	70	13.1
Methanol	< LOQ	3000	313
Pentanes	< LOQ	5000	438
Propane	< LOQ	5000	125
Tetrahydrofuran	< LOQ	720	135
Toluene	< LOQ	890	167
Xylenes	< LOQ	2170	406

Date Extracted: 09/10/18
 Date Analyzed: 09/10/18
 Analysis Method/SOP: RST

<LOQ - Results below the Limit of Quantitation - Compound not detected
 Results above the Action Level fail state testing requirements and will be highlighted **Red #**.



Brian Weigel
 Lab Director

These results relate only to the sample included on this report. The report may not be reproduced except in full, without the written permission of SC Laboratories. Samples tested in accordance with Oregon Administrative Rules, TNI 2009 Standard and SC Laboratories quality assurance plan unless otherwise noted.

Case Narrative

Revision:

09/12/2018 Report revised following investigation of client inquiry about unexpected results. Result of investigation indicated mislabeled sample containers and data has been relabeled correctly and re-reported. All previous iteration of this report should be discarded and are void.

**Quality Control
Potency**

Batch: B180766 - Potency/Terpenes

Blank(B180766-BLK1)		Extracted - 09/10/18 10:24 Analyzed - 09/10/18 15:50						
Analyte	Result	Units	Spike Level	Source Result	%REC	%REC Limits	RPD	RPD Limit
d9-THC (d9-Tetrahydrocannabinol)	< LOQ	%						
d8-THC (d8-Tetrahydrocannabinol)	< LOQ	%						
THCA (d9-Tetrahydrocannabinolic Acid)	< LOQ	%						
CBD (Cannabidiol)	< LOQ	%						
CBDA (Cannabidiolic Acid)	< LOQ	%						
CBN (Cannabinol)	< LOQ	%						
CBG (Cannabigerol)	< LOQ	%						
CBGA (Cannabigerolic Acid)	< LOQ	%						
CBDV (Cannabidivarin)	< LOQ	%						
CBDVA (Cannabidivarinic Acid)	< LOQ	%						
CBC (Cannabichromene)	< LOQ	%						
THCV (Tetrahydrocannabivarin)	< LOQ	%						

Duplicate(B180766-DUP1)		Extracted - 09/10/18 10:24 Analyzed - 09/10/18 15:59						
Analyte	Result	Units	Spike Level	Source Result	%REC	%REC Limits	RPD	RPD Limit
d9-THC (d9-Tetrahydrocannabinol)	3.97	%		4.10			3.19	20
d8-THC (d8-Tetrahydrocannabinol)	< LOQ	%		< LOQ				20
THCA (d9-Tetrahydrocannabinolic Acid)	80.68	%		82.56			2.31	20
CBD (Cannabidiol)	< LOQ	%		< LOQ				20
CBDA (Cannabidiolic Acid)	0.20	%		0.21			1.30	20
CBN (Cannabinol)	< LOQ	%		< LOQ				20
CBG (Cannabigerol)	0.26	%		0.31			16.1	20
CBGA (Cannabigerolic Acid)	3.26	%		3.33			2.28	20
CBDV (Cannabidivarin)	< LOQ	%		< LOQ				20
CBDVA (Cannabidivarinic Acid)	0.13	%		0.14			5.56	20
CBC (Cannabichromene)	< LOQ	%		< LOQ				20
THCV (Tetrahydrocannabivarin)	< LOQ	%		< LOQ				20



Brian Weigel
Lab Director

These results relate only to the sample included on this report. The report may not be reproduced except in full, without the written permission of SC Laboratories. Samples tested in accordance with Oregon Administrative Rules, TNI 2009 Standard and SC Laboratories quality assurance plan unless otherwise noted.

Quality Control Potency (Continued)

Batch: B180766 - Potency/Terpenes (Continued)

LCS(B180766-BS1)		Extracted - 09/10/18 10:24 Analyzed - 09/10/18 15:42						
Analyte	Result	Units	Spike Level	Source Result	%REC	%REC Limits	RPD	RPD Limit
d9-THC (d9-Tetrahydrocannabinol)	0.19	%	0.200		92.6	80-120		
THCA (d9-Tetrahydrocannabinolic Acid)	0.20	%	0.200		97.6	80-120		
CBD (Cannabidiol)	0.19	%	0.200		96.7	80-120		
CBN (Cannabinol)	0.18	%	0.200		90.7	80-120		



Brian Weigel
Lab Director

These results relate only to the sample included on this report. The report may not be reproduced except in full, without the written permission of SC Laboratories. Samples tested in accordance with Oregon Administrative Rules, TNI 2009 Standard and SC Laboratories quality assurance plan unless otherwise noted.

Quality Control Pesticide Analysis

Batch: B180768 - Pesticide Prep

Blank(B180768-BLK1)		Extracted - 09/10/18 10:35 Analyzed - 09/10/18 17:47						
Analyte	Result	Units	Spike Level	Source Result	%REC	%REC Limits	RPD	RPD Limit
Abamectin	< LOQ	ppm						
Acephate	< LOQ	ppm						
Acequinocyl	< LOQ	ppm						
Acetamiprid	< LOQ	ppm						
Aldicarb	< LOQ	ppm						
Azoxystrobin	< LOQ	ppm						
Bifenazate	< LOQ	ppm						
Bifenthrin	< LOQ	ppm						
Boscalid	< LOQ	ppm						
Carbaryl	< LOQ	ppm						
Carbofuran	< LOQ	ppm						
Chlorantraniliprole	< LOQ	ppm						
Chlorfenapyr	< LOQ	ppm						
Chlorpyrifos	< LOQ	ppm						
Clofentezine	< LOQ	ppm						
Cyfluthrin	< LOQ	ppm						
Cypermethrin	< LOQ	ppm						
Daminozide	< LOQ	ppm						
DDVP (Dichlorvos)	< LOQ	ppm						
Diazinon	< LOQ	ppm						
Dimethoate	< LOQ	ppm						
Ethoprophos	< LOQ	ppm						
Etofenprox	< LOQ	ppm						
Etoxazole	< LOQ	ppm						
Fenoxycarb	< LOQ	ppm						
Fenpyroximate	< LOQ	ppm						
Fipronil	< LOQ	ppm						
Fonicamid	< LOQ	ppm						
Fludioxonil	< LOQ	ppm						
Hexythiazox	< LOQ	ppm						
Imazalil	< LOQ	ppm						
Imidacloprid	< LOQ	ppm						
Kresoxim-methyl	< LOQ	ppm						
Malathion	< LOQ	ppm						
Metalaxyl	< LOQ	ppm						



Brian Weigel
Lab Director

These results relate only to the sample included on this report. The report may not be reproduced except in full, without the written permission of SC Laboratories. Samples tested in accordance with Oregon Administrative Rules, TNI 2009 Standard and SC Laboratories quality assurance plan unless otherwise noted.

Quality Control

Pesticide Analysis (Continued)

Batch: B180768 - Pesticide Prep (Continued)

Blank(B180768-BLK1)			Extracted - 09/10/18 10:35 Analyzed - 09/10/18 17:47					
Analyte	Result	Units	Spike Level	Source Result	%REC	%REC Limits	RPD	RPD Limit
Methiocarb	< LOQ	ppm						
Methomyl	< LOQ	ppm						
Methyl parathion	< LOQ	ppm						
MGK-264	< LOQ	ppm						
Myclobutanil	< LOQ	ppm						
Naled	< LOQ	ppm						
Oxamyl	< LOQ	ppm						
Paclbutrazol	< LOQ	ppm						
Permethrins (total)	< LOQ	ppm						
Phosmet	< LOQ	ppm						
Piperonyl butoxide	< LOQ	ppm						
Prallethrin	< LOQ	ppm						
Propiconazole	< LOQ	ppm						
Propoxur	< LOQ	ppm						
Pyrethrins (total)	< LOQ	ppm						
Pyridaben	< LOQ	ppm						
Spinosad	< LOQ	ppm						
Spiromesifen	< LOQ	ppm						
Spirotetramat	< LOQ	ppm						
Spiroxamine	< LOQ	ppm						
Tebuconazole	< LOQ	ppm						
Thiacloprid	< LOQ	ppm						
Thiamethoxam	< LOQ	ppm						
Trifloxystrobin	< LOQ	ppm						

LCS(B180768-BS1)			Extracted - 09/10/18 10:35 Analyzed - 09/10/18 18:03					
Analyte	Result	Units	Spike Level	Source Result	%REC	%REC Limits	RPD	RPD Limit
Acephate	0.93	ppm	1.00		93.4	70-130		
Acetamiprid	0.90	ppm	1.00		90.3	70-130		
Aldicarb	0.79	ppm	1.00		79.4	70-130		
Bifenazate	0.97	ppm	1.00		96.7	70-130		
Boscalid	0.93	ppm	1.00		93.2	70-130		
Chlorantraniliprole	0.78	ppm	1.00		77.5	70-130		
Chlorpyrifos	0.90	ppm	1.00		90.3	70-130		
Cyfluthrin	0.68	ppm	1.00		68.2	70-130		



Brian Weigel
Lab Director

These results relate only to the sample included on this report. The report may not be reproduced except in full, without the written permission of SC Laboratories. Samples tested in accordance with Oregon Administrative Rules, TNI 2009 Standard and SC Laboratories quality assurance plan unless otherwise noted.

Quality Control Pesticide Analysis (Continued)

Batch: B180768 - Pesticide Prep (Continued)

LCS(B180768-BS1)		Extracted - 09/10/18 10:35 Analyzed - 09/10/18 18:03						
Analyte	Result	Units	Spike Level	Source Result	%REC	%REC Limits	RPD	RPD Limit
DDVP (Dichlorvos)	0.80	ppm	1.00		79.7	70-130		
Ethoprophos	0.95	ppm	1.00		95.4	70-130		
Etoxazole	0.87	ppm	1.00		86.8	70-130		
Fenoxycarb	1.10	ppm	1.00		110	70-130		
Flonicamid	0.76	ppm	1.00		75.9	70-130		
Imazalil	0.98	ppm	1.00		98.2	70-130		
Imidacloprid	0.67	ppm	1.00		67.2	70-130		
Methiocarb	0.96	ppm	1.00		96.0	70-130		
Myclobutanil	0.89	ppm	1.00		88.8	70-130		
Oxamyl	0.95	ppm	1.00		95.3	70-130		
Paclobutrazol	1.05	ppm	1.00		105	70-130		
Piperonyl butoxide	0.99	ppm	1.00		98.5	70-130		
Prallethrin	0.96	ppm	1.00		95.6	70-130		
Propoxur	0.87	ppm	1.00		86.7	70-130		
Spiromesifen	0.94	ppm	1.00		94.3	70-130		
Spiroxamine	0.22	ppm	0.550		40.0	70-130		
Thiacloprid	0.96	ppm	1.00		95.6	70-130		
Thiamethoxam	1.05	ppm	1.00		105	70-130		
Trifloxystrobin	0.90	ppm	1.00		89.8	70-130		

Matrix Spike(B180768-MS1)		Extracted - 09/10/18 10:35 Analyzed - 09/10/18 18:19						
Analyte	Result	Units	Spike Level	Source Result	%REC	%REC Limits	RPD	RPD Limit
Acephate	1.71	ppm	1.88	< LOQ	90.9	70-130		
Acetamiprid	1.65	ppm	1.88	< LOQ	87.7	70-130		
Aldicarb	1.44	ppm	1.88	< LOQ	76.7	70-130		
Bifenazate	2.02	ppm	1.88	< LOQ	108	70-130		
Boscalid	2.09	ppm	1.88	< LOQ	111	70-130		
Chlorantraniliprole	1.33	ppm	1.88	< LOQ	70.9	70-130		
Chlorpyrifos	1.64	ppm	1.88	< LOQ	87.4	70-130		
Cyfluthrin	1.00	ppm	1.88	< LOQ	53.4	70-130		
DDVP (Dichlorvos)	1.51	ppm	1.88	< LOQ	80.6	70-130		
Ethoprophos	1.96	ppm	1.88	< LOQ	104	70-130		
Etoxazole	2.07	ppm	1.88	< LOQ	110	70-130		
Fenoxycarb	2.20	ppm	1.88	< LOQ	117	70-130		
Flonicamid	1.29	ppm	1.88	< LOQ	68.8	70-130		



Brian Weigel
 Lab Director

These results relate only to the sample included on this report. The report may not be reproduced except in full, without the written permission of SC Laboratories. Samples tested in accordance with Oregon Administrative Rules, TNI 2009 Standard and SC Laboratories quality assurance plan unless otherwise noted.

Quality Control

Pesticide Analysis (Continued)

Batch: B180768 - Pesticide Prep (Continued)

Matrix Spike(B180768-MS1)			Extracted - 09/10/18 10:35 Analyzed - 09/10/18 18:19					
Analyte	Result	Units	Spike Level	Source Result	%REC	%REC Limits	RPD	RPD Limit
Imazalil	2.04	ppm	1.88	< LOQ	109	70-130		
Imidacloprid	1.64	ppm	1.88	< LOQ	87.3	70-130		
Methiocarb	1.78	ppm	1.88	< LOQ	94.9	70-130		
Myclobutanil	2.00	ppm	1.88	< LOQ	106	70-130		
Oxamyl	1.74	ppm	1.88	< LOQ	92.6	70-130		
Paclobutrazol	1.98	ppm	1.88	< LOQ	105	70-130		
Piperonyl butoxide	2.00	ppm	1.88	< LOQ	107	70-130		
Prallethrin	2.04	ppm	1.88	< LOQ	109	70-130		
Propoxur	1.65	ppm	1.88	< LOQ	87.5	70-130		
Spiromesifen	1.11	ppm	1.88	< LOQ	58.9	70-130		
Spiroxamine	1.08	ppm	1.03	< LOQ	104	70-130		
Thiacloprid	1.66	ppm	1.88	< LOQ	88.2	70-130		
Thiamethoxam	1.89	ppm	1.88	< LOQ	100	70-130		
Trifloxystrobin	2.40	ppm	1.88	< LOQ	128	70-130		

Matrix Spike Dup(B180768-MSD1)			Extracted - 09/10/18 10:35 Analyzed - 09/10/18					
Analyte	Result	Units	Spike Level	Source Result	%REC	%REC Limits	RPD	RPD Limit
Acephate	1.61	ppm	1.82	< LOQ	88.0	70-130	3.20	30
Acetamiprid	1.66	ppm	1.82	< LOQ	90.9	70-130	3.61	30
Aldicarb	1.46	ppm	1.82	< LOQ	79.9	70-130	4.08	30
Bifenazate	1.74	ppm	1.82	< LOQ	95.3	70-130	12.1	30
Boscalid	1.97	ppm	1.82	< LOQ	108	70-130	2.68	30
Chlorantraniliprole	1.50	ppm	1.82	< LOQ	82.1	70-130	14.6	30
Chlorpyrifos	1.37	ppm	1.82	< LOQ	75.0	70-130	15.2	30
Cyfluthrin	< LOQ	ppm	1.82	< LOQ		70-130		30
DDVP (Dichlorvos)	1.51	ppm	1.82	< LOQ	82.6	70-130	2.44	30
Ethoprophos	1.86	ppm	1.82	< LOQ	102	70-130	2.51	30
Etoxazole	1.85	ppm	1.82	< LOQ	101	70-130	7.97	30
Fenoxycarb	1.96	ppm	1.82	< LOQ	107	70-130	8.49	30
Flonicamid	1.29	ppm	1.82	< LOQ	70.5	70-130	2.46	30
Imazalil	1.82	ppm	1.82	< LOQ	99.9	70-130	8.41	30
Imidacloprid	1.08	ppm	1.82	< LOQ	59.1	70-130	38.5	30
Methiocarb	1.78	ppm	1.82	< LOQ	97.8	70-130	3.07	30
Myclobutanil	1.79	ppm	1.82	< LOQ	98.1	70-130	8.11	30
Oxamyl	1.65	ppm	1.82	< LOQ	90.7	70-130	2.12	30



Brian Weigel
Lab Director

These results relate only to the sample included on this report. The report may not be reproduced except in full, without the written permission of SC Laboratories. Samples tested in accordance with Oregon Administrative Rules, TNI 2009 Standard and SC Laboratories quality assurance plan unless otherwise noted.

Quality Control Pesticide Analysis (Continued)

Batch: B180768 - Pesticide Prep (Continued)

Matrix Spike Dup(B180768-MSD1)			Extracted - 09/10/18 10:35 Analyzed - 09/10/18					
Analyte	Result	Units	Spike Level	Source Result	%REC	%REC Limits	RPD	RPD Limit
Paclobutrazol	1.70	ppm	1.82	< LOQ	93.0	70-130	12.3	30
Piperonyl butoxide	1.79	ppm	1.82	< LOQ	98.4	70-130	7.92	30
Prallethrin	1.76	ppm	1.82	< LOQ	96.4	70-130	11.8	30
Propoxur	1.66	ppm	1.82	< LOQ	90.8	70-130	3.67	30
Spiromesifen	1.00	ppm	1.82	< LOQ	54.7	70-130	7.35	30
Spiroxamine	1.00	ppm	1.00	< LOQ	99.5	70-130	4.47	30
Thiacloprid	1.71	ppm	1.82	< LOQ	93.8	70-130	6.14	30
Thiamethoxam	1.65	ppm	1.82	< LOQ	90.5	70-130	10.3	30
Trifloxystrobin	2.14	ppm	1.82	< LOQ	117	70-130	8.41	30



Brian Weigel
Lab Director

These results relate only to the sample included on this report. The report may not be reproduced except in full, without the written permission of SC Laboratories. Samples tested in accordance with Oregon Administrative Rules, TNI 2009 Standard and SC Laboratories quality assurance plan unless otherwise noted.

Quality Control Solvent Analysis

Batch: B180769 - Residual Solvent Prep

Blank(B180769-BLK1)			Extracted - 09/10/18 10:36 Analyzed - 09/10/18 16:44					
Analyte	Result	Units	Spike Level	Source Result	%REC	%REC Limits	RPD	RPD Limit
1,4-Dioxane	< LOQ	ug/g						
2-Butanol	< LOQ	ug/g						
2-Ethoxyethanol	< LOQ	ug/g						
2-Propanol (IPA)	< LOQ	ug/g						
Acetone	< LOQ	ug/g						
Acetonitrile	< LOQ	ug/g						
Benzene	< LOQ	ug/g						
Butanes	< LOQ	ug/g						
Cyclohexane	< LOQ	ug/g						
Dichloromethane (methylene chloride)	< LOQ	ug/g						
Ethyl acetate	< LOQ	ug/g						
Ethyl ether	< LOQ	ug/g						
Ethylbenzene	< LOQ	ug/g						
Ethylene glycol	< LOQ	ug/g						
Ethylene oxide	< LOQ	ug/g						
Heptane	< LOQ	ug/g						
Hexanes	< LOQ	ug/g						
Isopropyl acetate	< LOQ	ug/g						
Isopropylbenzene (cumene)	< LOQ	ug/g						
Methanol	< LOQ	ug/g						
Pentanes	< LOQ	ug/g						
Propane	< LOQ	ug/g						
Tetrahydrofuran	< LOQ	ug/g						
Toluene	< LOQ	ug/g						
Xylenes	< LOQ	ug/g						

LCS(B180769-BS1)			Extracted - 09/10/18 10:36 Analyzed - 09/10/18 15:41					
Analyte	Result	Units	Spike Level	Source Result	%REC	%REC Limits	RPD	RPD Limit
1,4-Dioxane	560	ug/g	570		98.2	70-130		
2,2-Dimethylbutane	486	ug/g	435		112	70-130		
2-Butanol	3900	ug/g	3500		111	70-130		
2-Ethoxyethanol	258	ug/g	240		108	70-130		
2-Methylbutane (isopentane)	4370	ug/g	3500		125	70-130		
2-Methylpentane/2,3-Dimethylbutane	968	ug/g	870		111	70-130		
2-Propanol (IPA)	4110	ug/g	3500		117	70-130		



Brian Weigel
Lab Director

These results relate only to the sample included on this report. The report may not be reproduced except in full, without the written permission of SC Laboratories. Samples tested in accordance with Oregon Administrative Rules, TNI 2009 Standard and SC Laboratories quality assurance plan unless otherwise noted.

Quality Control

Solvent Analysis (Continued)

Batch: B180769 - Residual Solvent Prep (Continued)

LCS(B180769-BS1)		Extracted - 09/10/18 10:36 Analyzed - 09/10/18 15:41						
Analyte	Result	Units	Spike Level	Source Result	%REC	%REC Limits	RPD	RPD Limit
3-Methylpentane	471	ug/g	435		108	70-130		
Acetone	4310	ug/g	3500		123	70-130		
Acetonitrile	680	ug/g	615		111	70-130		
Benzene	2.86	ug/g	3.00		95.4	70-130		
Cyclohexane	6710	ug/g	5820		115	70-130		
Dichloromethane (methylene chloride)	1030	ug/g	900		114	70-130		
Ethyl acetate	3940	ug/g	3500		112	70-130		
Ethyl ether	4250	ug/g	3500		121	70-130		
Ethylbenzene	3300	ug/g	3250		101	70-130		
Ethylene glycol	1040	ug/g	930		111	70-130		
Heptane	3930	ug/g	3500		112	70-130		
Isopropyl acetate	3970	ug/g	3500		113	70-130		
Isopropylbenzene (cumene)	95.9	ug/g	105		91.3	70-130		
m,p-Xylene	6900	ug/g	6510		106	70-130		
Methanol	3030	ug/g	2500		121	70-130		
n-Hexane	468	ug/g	435		108	70-130		
n-Pentane	4370	ug/g	3500		125	70-130		
Tetrahydrofuran	1140	ug/g	1080		106	70-130		
Toluene	1330	ug/g	1340		99.5	70-130		
o-Xylene	3340	ug/g	3250		103	70-130		

Matrix Spike(B180769-MS1)		Extracted - 09/10/18 10:36 Analyzed - 09/10/18 16:02						
Analyte	Result	Units	Spike Level	Source Result	%REC	%REC Limits	RPD	RPD Limit
1,4-Dioxane	507	ug/g	547	< LOQ	92.7	70-130		
2,2-Dimethylbutane	449	ug/g	417	< LOQ	108	70-130		
2-Butanol	3510	ug/g	3360	< LOQ	104	70-130		
2-Ethoxyethanol	233	ug/g	230	< LOQ	101	70-130		
2-Methylbutane (isopentane)	4070	ug/g	3360	< LOQ	121	70-130		
2-Methylpentane/2,3-Dimethylbutane	895	ug/g	835	< LOQ	107	70-130		
2-Propanol (IPA)	3650	ug/g	3360	< LOQ	109	70-130		
3-Methylpentane	441	ug/g	417	< LOQ	106	70-130		
Acetone	3860	ug/g	3360	181	110	70-130		
Acetonitrile	627	ug/g	590	< LOQ	106	70-130		
Benzene	2.73	ug/g	2.88	< LOQ	94.9	70-130		
Cyclohexane	6430	ug/g	5590	< LOQ	115	70-130		



 Brian Weigel
 Lab Director

These results relate only to the sample included on this report. The report may not be reproduced except in full, without the written permission of SC Laboratories. Samples tested in accordance with Oregon Administrative Rules, TNI 2009 Standard and SC Laboratories quality assurance plan unless otherwise noted.

Quality Control

Solvent Analysis (Continued)

Batch: B180769 - Residual Solvent Prep (Continued)

Matrix Spike(B180769-MS1)			Extracted - 09/10/18 10:36 Analyzed - 09/10/18 16:02					
Analyte	Result	Units	Spike Level	Source Result	%REC	%REC Limits	RPD	RPD Limit
Dichloromethane (methylene chloride)	975	ug/g	863	< LOQ	113	70-130		
Ethyl acetate	4850	ug/g	3360	1330	105	70-130		
Ethyl ether	3870	ug/g	3360	< LOQ	115	70-130		
Ethylbenzene	3240	ug/g	3120	< LOQ	104	70-130		
Ethylene glycol	1050	ug/g	892	< LOQ	118	70-130		
Heptane	3740	ug/g	3360	< LOQ	111	70-130		
Isopropyl acetate	3560	ug/g	3360	< LOQ	106	70-130		
Isopropylbenzene (cumene)	116	ug/g	101	< LOQ	115	70-130		
m,p-Xylene	6730	ug/g	6250	< LOQ	108	70-130		
Methanol	2750	ug/g	2400	83.8	111	70-130		
n-Hexane	444	ug/g	417	< LOQ	106	70-130		
n-Pentane	3930	ug/g	3360	< LOQ	117	70-130		
Tetrahydrofuran	1020	ug/g	1040	< LOQ	98.6	70-130		
Toluene	1310	ug/g	1280	< LOQ	102	70-130		
o-Xylene	3290	ug/g	3120	< LOQ	106	70-130		

Matrix Spike Dup(B180769-MSD1)			Extracted - 09/10/18 10:36 Analyzed - 09/10/18					
Analyte	Result	Units	Spike Level	Source Result	%REC	%REC Limits	RPD	RPD Limit
1,4-Dioxane	499	ug/g	545	< LOQ	91.6	70-130	1.45	30
2,2-Dimethylbutane	439	ug/g	416	< LOQ	105	70-130	2.18	30
2-Butanol	3430	ug/g	3350	< LOQ	102	70-130	2.32	30
2-Ethoxyethanol	229	ug/g	230	< LOQ	99.8	70-130	1.42	30
2-Methylbutane (isopentane)	3950	ug/g	3350	< LOQ	118	70-130	2.88	30
2-Methylpentane/2,3-Dimethylbutane	872	ug/g	833	< LOQ	105	70-130	2.54	30
2-Propanol (IPA)	3570	ug/g	3350	< LOQ	106	70-130	2.38	30
3-Methylpentane	427	ug/g	416	< LOQ	103	70-130	3.17	30
Acetone	3750	ug/g	3350	181	107	70-130	2.80	30
Acetonitrile	612	ug/g	589	< LOQ	104	70-130	2.38	30
Benzene	2.53	ug/g	2.87	< LOQ	88.2	70-130	7.54	30
Cyclohexane	6270	ug/g	5570	< LOQ	113	70-130	2.44	30
Dichloromethane (methylene chloride)	946	ug/g	861	< LOQ	110	70-130	2.99	30
Ethyl acetate	4780	ug/g	3350	1330	103	70-130	1.56	30
Ethyl ether	3770	ug/g	3350	< LOQ	113	70-130	2.64	30
Ethylbenzene	3190	ug/g	3110	< LOQ	103	70-130	1.53	30
Ethylene glycol	995	ug/g	890	< LOQ	112	70-130	5.69	30



Brian Weigel
Lab Director

These results relate only to the sample included on this report. The report may not be reproduced except in full, without the written permission of SC Laboratories. Samples tested in accordance with Oregon Administrative Rules, TNI 2009 Standard and SC Laboratories quality assurance plan unless otherwise noted.

Quality Control Solvent Analysis (Continued)

Batch: B180769 - Residual Solvent Prep (Continued)

Matrix Spike Dup(B180769-MSD1)			Extracted - 09/10/18 10:36 Analyzed - 09/10/18					
Analyte	Result	Units	Spike Level	Source Result	%REC	%REC Limits	RPD	RPD Limit
Heptane	3640	ug/g	3350	< LOQ	109	70-130	2.77	30
Isopropyl acetate	3460	ug/g	3350	< LOQ	103	70-130	2.95	30
Isopropylbenzene (cumene)	116	ug/g	100	< LOQ	115	70-130	0.233	30
m,p-Xylene	6640	ug/g	6230	< LOQ	107	70-130	1.30	30
Methanol	2680	ug/g	2390	83.8	108	70-130	2.65	30
n-Hexane	433	ug/g	416	< LOQ	104	70-130	2.54	30
n-Pentane	3860	ug/g	3350	< LOQ	115	70-130	1.72	30
Tetrahydrofuran	993	ug/g	1030	< LOQ	96.1	70-130	2.78	30
Toluene	1260	ug/g	1280	< LOQ	98.6	70-130	3.49	30
o-Xylene	3240	ug/g	3110	< LOQ	104	70-130	1.46	30



Brian Weigel
Lab Director

These results relate only to the sample included on this report. The report may not be reproduced except in full, without the written permission of SC Laboratories. Samples tested in accordance with Oregon Administrative Rules, TNI 2009 Standard and SC Laboratories quality assurance plan unless otherwise noted.

Quality Control Terpene Analysis

Batch: B180767 - Potency/Terpenes

Blank(B180767-BLK1)			Extracted - 09/10/18 10:33 Analyzed - 09/10/18 14:39					
Analyte	Result	Units	Spike Level	Source Result	%REC	%REC Limits	RPD	RPD Limit
alpha Pinene	< LOQ	%						
Myrcene	< LOQ	%						
alpha Phellandrene	< LOQ	%						
3-Carene	< LOQ	%						
alpha Terpinene	< LOQ	%						
Limonene	< LOQ	%						
Terpinolene	< LOQ	%						
Linalool	< LOQ	%						
Fenchol	< LOQ	%						
Borneol	< LOQ	%						
Terpineol	< LOQ	%						
Geraniol	< LOQ	%						
alpha Humulene	< LOQ	%						
beta Caryophyllene	< LOQ	%						
Caryophyllene Oxide	< LOQ	%						
alpha Bisabolol	< LOQ	%						
Camphene	< LOQ	%						
beta Pinene	< LOQ	%						
Ocimene	< LOQ	%						
Sabinene	< LOQ	%						
Camphor	< LOQ	%						
Isoborneol	< LOQ	%						
Menthol	< LOQ	%						
alpha Cedrene	< LOQ	%						
Nerolidol	< LOQ	%						
R-(+)-Pulegone	< LOQ	%						
Eucalyptol	< LOQ	%						
p-Cymene	< LOQ	%						
(-)-Isopulegol	< LOQ	%						
Geranyl Acetate	< LOQ	%						
Guaiol	< LOQ	%						
Valencene	< LOQ	%						
Phytol	< LOQ	%						
Citronellol	< LOQ	%						
gamma-Terpinene	< LOQ	%						



Brian Weigel
 Lab Director

These results relate only to the sample included on this report. The report may not be reproduced except in full, without the written permission of SC Laboratories. Samples tested in accordance with Oregon Administrative Rules, TNI 2009 Standard and SC Laboratories quality assurance plan unless otherwise noted.

Quality Control

Terpene Analysis (Continued)

Batch: B180767 - Potency/Terpenes (Continued)

Duplicate(B180767-DUP1)		Extracted - 09/10/18 10:33 Analyzed - 09/10/18 14:39						
Analyte	Result	Units	Spike Level	Source Result	%REC	%REC Limits	RPD	RPD Limit
alpha Pinene	0.145	%		0.146			0.934	20
Myrcene	1.116	%		1.150			2.94	20
alpha Phellandrene	< LOQ	%		< LOQ				20
3-Carene	< LOQ	%		< LOQ				20
alpha Terpinene	< LOQ	%		< LOQ				20
Limonene	0.818	%		0.842			2.89	20
Terpinolene	< LOQ	%		< LOQ				20
Linalool	0.153	%		0.159			3.90	20
Fenchol	< LOQ	%		< LOQ				20
Borneol	< LOQ	%		< LOQ				20
Terpineol	< LOQ	%		< LOQ				20
Geraniol	< LOQ	%		< LOQ				20
alpha Humulene	0.177	%		0.181			2.28	20
beta Caryophyllene	0.562	%		0.588			4.46	20
Caryophyllene Oxide	0.138	%		0.133			3.31	20
alpha Bisabolol	< LOQ	%		< LOQ				20
Camphene	< LOQ	%		< LOQ				20
beta Pinene	0.187	%		0.197			5.31	20
Ocimene	< LOQ	%		< LOQ				20
Sabinene	< LOQ	%		< LOQ				20
Camphor	< LOQ	%		< LOQ				20
Isoborneol	< LOQ	%		< LOQ				20
Menthol	< LOQ	%		< LOQ				20
alpha Cedrene	< LOQ	%		< LOQ				20
Nerolidol	0.253	%		< LOQ				20
R-(+)-Pulegone	< LOQ	%		< LOQ				20
Eucalyptol	< LOQ	%		< LOQ				20
p-Cymene	< LOQ	%		< LOQ				20
(-)-Isopulegol	< LOQ	%		< LOQ				20
Geranyl Acetate	< LOQ	%		< LOQ				20
Guaiol	< LOQ	%		< LOQ				20
Valencene	0.208	%		0.205			1.49	20
Phytol	0.349	%		< LOQ				20
Citronellol	< LOQ	%		< LOQ				20
gamma-Terpinene	< LOQ	%		< LOQ				20



Brian Weigel
Lab Director


These results relate only to the sample included on this report. The report may not be reproduced except in full, without the written permission of SC Laboratories. Samples tested in accordance with Oregon Administrative Rules, TNI 2009 Standard and SC Laboratories quality assurance plan unless otherwise noted.

Observations and Abnormalities:							
---------------------------------	--	--	--	--	--	--	--

Container Type	METRC Harvest/Processing Lot ID #:				Product Type	Client Sample Name	Product Date	Batch Size (g)
Jar					Concentrate	Raspberry Diesel CBD- FECO		2270
METRC Batch ID	Product Temp (°C)	Humidity (%)	# of Containers	Sample Media	# Zones	# of Inc.	1° Sample (g)	Sample Name
6928	55.1	52	1	Vial	3	8	1	Raspberry Diesel CBD- FECO Primary
Lab Sample ID	Container ID		Increment Zone	Sampling Media Wt. (g)	Wt. Inc+Media (g)	Increment Weight (g)	Sample METRC ID#	
18IOM07-05	Raspberry Diesel CBD- FECO-1		A1	10	10.8	0.8	1A4010300014ADD000006947	
18IOM07-05	Raspberry Diesel CBD- FECO-1		A1	10.8	11.6	0.8	1A4010300014ADD000006947	
18IOM07-05	Raspberry Diesel CBD- FECO-1		A1	11.6	12.4	0.8	1A4010300014ADD000006947	
18IOM07-05	Raspberry Diesel CBD- FECO-1		A3	12.4	13.2	0.8	1A4010300014ADD000006947	
18IOM07-05	Raspberry Diesel CBD- FECO-1		A3	13.2	14	0.8	1A4010300014ADD000006947	
18IOM07-05	Raspberry Diesel CBD- FECO-1		A3	14	14.8	0.8	1A4010300014ADD000006947	
18IOM07-05	Raspberry Diesel CBD- FECO-1		A3	14.8	15.6	0.8	1A4010300014ADD000006947	
18IOM07-05	Raspberry Diesel CBD- FECO-1		A3	15.6	16.4	0.8	1A4010300014ADD000006947	
					Total Primary Mass = 6.4		Primary + Duplicate Mass = 0 g	
Observations and Abnormalities:	Batch #	Marks/Labels	Cont. Types/Sizes	Uniform	Plant Colors	Shape and Size	Sampling Plan	

METRC Batch ID	Product Temp (°C)	Humidity (%)	# of Containers	Sample Media	# Zones	# of Inc.	1° Sample (g)	Sample Name
6928	55.1	52	1	Vial	3	8	1	Raspberry Diesel CBD- FECO Duplicate
Lab Sample ID	Container ID		Increment Zone	Sampling Media Wt. (g)	Wt. Inc+Media (g)	Increment Weight (g)	Sample METRC ID#	
18IOM07-06	Raspberry Diesel CBD- FECO-1		A1	10.02	10.82	0.8	1A4010300014ADD000006947	
18IOM07-06	Raspberry Diesel CBD- FECO-1		A1	10.82	11.62	0.8	1A4010300014ADD000006947	
18IOM07-06	Raspberry Diesel CBD- FECO-1		A1	11.62	12.42	0.8	1A4010300014ADD000006947	
18IOM07-06	Raspberry Diesel CBD- FECO-1		A2	12.42	13.22	0.8	1A4010300014ADD000006947	
18IOM07-06	Raspberry Diesel CBD- FECO-1		A2	13.22	14.02	0.8	1A4010300014ADD000006947	
18IOM07-06	Raspberry Diesel CBD- FECO-1		A2	14.02	14.82	0.8	1A4010300014ADD000006947	
18IOM07-06	Raspberry Diesel CBD- FECO-1		A3	14.82	15.62	0.8	1A4010300014ADD000006947	
18IOM07-06	Raspberry Diesel CBD- FECO-1		A3	15.62	16.42	0.8	1A4010300014ADD000006947	
					Total Duplicate Mass = 6.4		Primary + Duplicate Mass = 0 g	

Observations and Abnormalities:	Batch #	Marks/Labels	Cont. Types/Sizes	Uniform	Plant Colors	Shape and Size	Sampling Plan



**OREGON LIQUOR CONTROL COMMISSION
CANNABIS TRANSPORTATION MANIFEST**



1810014

All sales transactions are to be completed prior to transportation of any CANNABIS. The receiving entity may reject product delivered, but amount delivered must be limited to amount agreed upon in prior sales transaction.

Manifest #:	0000958098	Date Created:	9/7/2018 10:19 AM
Originating Entity:	OM Extracts	For OLCC Use Only	
Originating License Number:	030-10051970949		
Address of Originating Entity:	500 Industrial Circle, Units E, F, G, and H White City, OR 97503		
Phone No. of Originating Entity:	503-688-3289		
Contact Phone No. for Inquiries:	503-688-3289		
Destination # 1:	SC Laboratories	Destination Phone No.:	707-339-0050
Destination License Number:	010-1004748743D	Date and Approximate Time of Departure:	9/7/2018 10:15 AM
Address of Destination:	15865 SW 74th Avenue Ste 110 Tigard, OR 97224	Date and Approximate Time of Arrival:	9/7/2018 7:00 PM
		Date/Time Received:	9/7/18 17:37
		Notes: details for extenuating circumstances (e.g., road closure, flat tire, etc.)	
Route to be Traveled: I-5 North to Tigard, OR SC Labs 15865 SW 74th Ave Tigard, OR			
Name of Person Transporting:	Joel Glimpse/ Scott Forster	Handler Permit No. of Driver:	102682/22
State Driver's License No.:	9474950/A625521	Signature of Person Transporting:	
Make, Model, License Plate No.:	scion/nissan XB/NV 200 175 JLS/825 KAT		
Package Details	Harvest Name	Item Name	Weight/Quantity
1A4010300014ADD000006944 Lab Test: SubmittedForTesting Status: Shipped	GG 10/11	FECO Bulk - Galactic Glue (Extracts)	Shp: 12.8000 g
1A4010300014ADD000006946 Lab Test: SubmittedForTesting Status: Shipped	css 12/2	Vape Bulk - Chemdawg Sweet & Sour (Extracts)	Shp: 12.8600 g
1A4010300014ADD000006947 Lab Test: SubmittedForTesting Status: Shipped	RD1020, RDC1018, RDWF1107	FECO Bulk - Raspberry Diesel CBD (Extracts)	Shp: 12.8000 g
PRODUCT REJECTION (if only a portion of shipment is rejected, circle that portion above)			
Name of Person Receiving or Rejecting Product:	Justin Miller		
I confirm that the contents of this shipment match weight records entered above, and I agree to take custody of those portions of this shipment <i>not</i> circled above. Those portions circled were returned to the individual delivering this shipment.			
Signature:		Date:	9/7/18
Signature of individual taking receipt of rejected portion of this shipment:			

CHAIN OF CUSTODY

SC Laboratories Oregon LLC
 15865 SW 74th Avenue, Ste 110
 Tigard OR, 97224
 (503) 272-8830
 ORELAP ID # 4133
 www.sclabs.com

Client	OM Ext	COC #	1/1	1810014
Address	500 Industrial wy	Work Order #	1810M07	
Date Sampled	8/2/2018	Received By	Jen	
OLCC License #	10051970949	Received Date	9/7/18	
OLCC License Type	Processor	Courier	Joel/Scott	
Email		Name of Sampler	Joel	
Phone	203-837-7495	Transfer Manifest #	958098	
Sampler OLCC License #	010-1004748743D	Place where Sampled	500 Industrial wy	

TESTS REQUESTED

Sample Name	Time	METRC Label	Unique Batch Number	SC Labs LIMS ID	Sample Type	Total Sample Mass	# of Increments	TESTS REQUESTED					Sample Specific Notes
								Potency	Water Activity	Moisture Content	Pesticide	Residual Solvent	
CSS Vape Primary	9:52	1A4010300014ADD000006946	CSS Vape	1810M07-01	C	6.46	8	X	X	X	X		
CSS Vape Duplicate	9:59	1A4010300014ADD000006946	CSS Vape	1810M07-02	C	6.4	8	X	X	X	X		
Galactic Glue- FECCO Primary	9:25	1A4010300014ADD000006944	Galactic Glue- FECCO	1810M07-03	C	6.4	8	X	X	X	X		
Galactic Glue- FECCO Duplicate	9:32	1A4010300014ADD000006944	Galactic Glue- FECCO	1810M07-04	C	6.4	8	X	X	X	X		
Raspberry Diesel CBD- FECCO Primary	9:39	1A4010300014ADD000006947	Raspberry Diesel CBD- FECCO	1810M07-05	C	6.4	8	X	X	X	X		
Raspberry Diesel CBD- FECCO Duplicate	9:46	1A4010300014ADD000006947	Raspberry Diesel CBD- FECCO	1810M07-06	C	6.4	8	X	X	X	X		

Notes/Special Considerations: Opt OUT of Sample Duplicate Yes No

Samples Relinquished

Print Name: Terre Bill Date: 9/7/18
 Representative of: AM Extracts LLC
 Signature: [Signature] Time: 10:55am

Samples Received

Print Name: Terrell Date: 9/7/18
 Representative of: SC Labs
 Signature: [Signature] Time: 10:20

Samples Relinquished

Print Name: Terrell Date: 9/13/18
 Representative of: SC Labs
 Signature: [Signature] Time: 1:45

Samples Received

Print Name: Scott H F Date: 9/14/18
 Representative of: SC Labs
 Signature: [Signature] Time: 1:45



Sample Type Legend

- U - Usable Marijuana
- C - Concentrate
- P - Product
- O - Other